

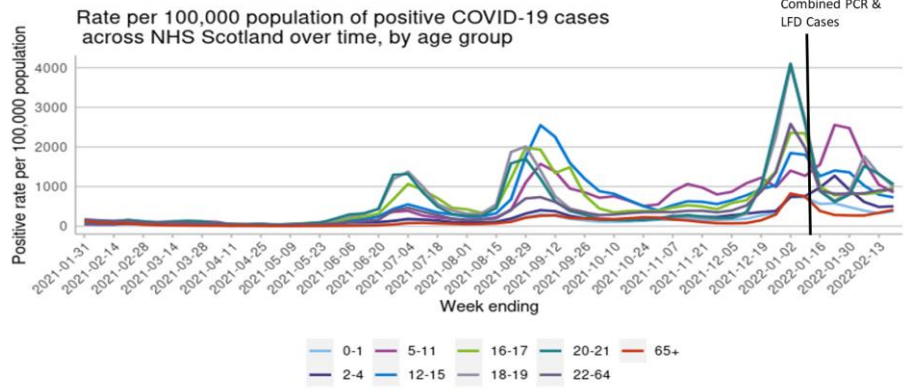
Covid-19 Education Recovery Group - Infographic

In the week ending 20th February 2022:

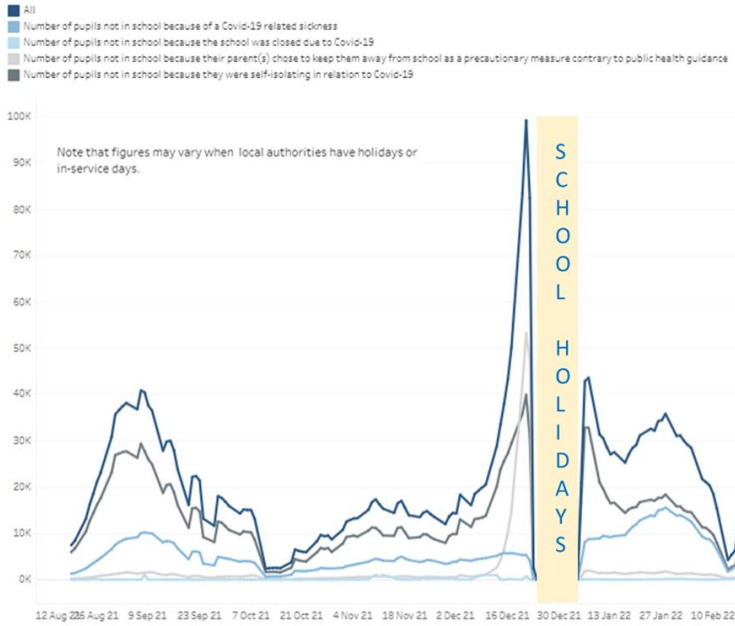
- The percentage of tests that were positive was 16.6% in those aged 2-17 years; a decrease from 19.9% in week 06 in 2022.
- The identified COVID-19 positive cases reflected a rate of 500.9 cases per 100,000 2-4 year olds, 851.6 cases per 100,000 5-11 year olds, 725.6 per 100,000 12-15 year olds and 973.3 cases per 100,000 16-17 year olds. The rate of cases per 100,000 of the general population was 798.8.

On 22nd February:

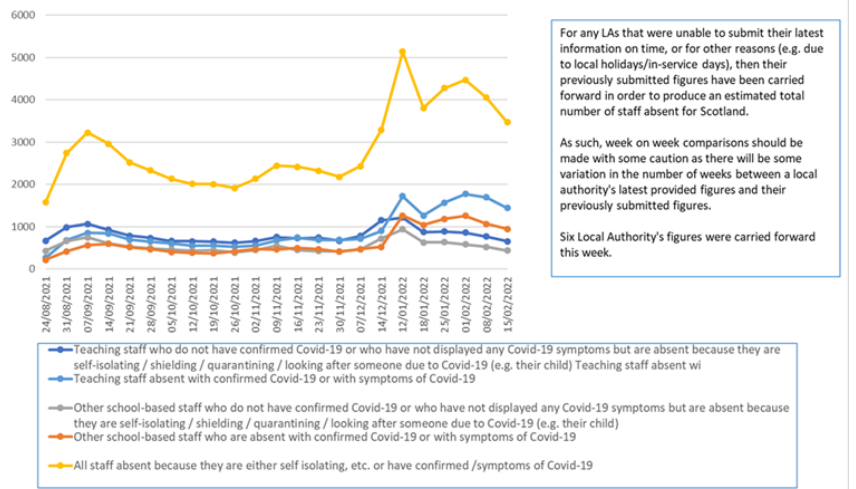
- Attendance in local authority schools was 90.5% whilst the percentages of openings recorded as pupils not in school (non Covid-19 reasons) was 7.5%, and for not in school (Covid-19 related reasons) was 2.0%.
- 13,549 pupils were not in school either all or part of the day because of Covid-19 related reasons. Of these, 6,593 were not in school because of a Covid-19 related sickness.
- 3282 staff were absent due to Covid-19 related reasons, of which, 2,036 were teaching staff and 1,246 were other school-based staff.
- 57,726 children were attending a childcare setting and 1234 had a Covid-19 related absence. Note that not all open settings completed the survey and that these figures are an underestimate of the actual number of open settings and children attending.
- This week, 950 (4.3%) childcare staff were absent due to Covid-19 related reasons [based on a 52% response rate].



School Attendance and Absence over time



Estimated number of local authority school-based staff absent due to Covid-related reasons, Scotland



Number of children attending and absent on 22 February 2022 by type of childcare provider

