

Scotland's Labour Market Trends May 2024

This publication contains:

- experimental monthly estimates of the number of payrolled employees and their median earnings and cover the period April 2024. Data are sourced from the HMRC's Pay As You Earn (PAYE) system where people are recorded through the Real Time Information (RTI) system
- experimental Claimant Count estimates which cover the period April 2024
- the ONS Labour Force Survey (LFS) estimates of employment, unemployment and economic inactivity. Estimates cover the period to January to March 2024

The statistics included in this release are official statistics in development. Official statistics in development may be new or existing statistics, and will be tested with users, in line with the standards of trustworthiness, quality, and value in the [Code of Practice for Statistics](#).

Key Points

- early seasonally adjusted estimates for April 2024 from HMRC Pay As You Earn Real Time Information indicate that there were 2.45 million payrolled employees in Scotland, a rise of 0.3 per cent (6,000) compared with April 2023. This compares with the UK where the number of payrolled employees had increased by 0.4 per cent over the same period.
- early seasonally adjusted estimates for April 2024 from HMRC Pay As You Earn Real Time Information indicate that median monthly pay for payrolled employees in Scotland was £2,386, an increase of 4.8 per cent compared with April 2023. This is lower than the growth in median monthly pay for the UK over the same period (6.9 per cent). Changes over time are based on median monthly pay estimates rounded to the nearest pound.
- in April 2024, the claimant count was 104,200, a decrease of 900 (-0.8 per cent) over the month and a decrease of 8,800 (-7.8 per cent) over the year. The claimant count unemployment rate in April 2024 was 3.6 per cent, compared with 4.1 per cent for the UK as a whole.

Due to increased volatility of the ONS Labour Force Survey estimates resulting from smaller achieved sample sizes, estimates of quarterly change should be treated with additional caution and ONS recommend using them as part of our suite of labour market indicators alongside Pay As You Earn Real Time Information estimates and claimant count data.

Estimates sourced from the ONS Labour Force Survey are presented for January to March 2024, compared with the quarter before (October to December 2023). Please note percentage point changes are based on unrounded data.

- the estimates for January to March 2024 indicate that over the quarter the unemployment rate decreased slightly, while the employment rate decreased and the inactivity rate increased.
- the unemployment rate (16 and over) in Scotland was 4.4 per cent, down 0.1 percentage points over the quarter. Scotland's unemployment rate was slightly above the UK rate of 4.3 per cent.
- the employment rate (the proportion of people aged 16 to 64 in work) in Scotland was 73.1 per cent, down 1.2 percentage points over the quarter. Scotland's employment rate was below the UK rate of 74.5 per cent.
- the economic inactivity rate (the proportion of people aged 16 to 64 years who were not working and not seeking or available to work) in Scotland was 23.4 per cent, up 1.4 percentage points over the quarter. Scotland's economic inactivity rate was above the UK rate of 22.1 per cent.

Contents

Key Points	2
About this publication	4
An Official Statistics in Development Publication for Scotland	4
Source of data	4
Comparison over time.....	4
ONS Labour Force Survey	5
Previous revisions.....	5
Other sources	6
1. HMRC payrolled employees (experimental)	7
2. HMRC earnings (experimental)	9
3. Claimant Count	11
4. Summary of labour market statistics	12
Infographic summary of Labour Force Survey Statistics	13
5. Employment estimates	14
6. Unemployment estimates	16
7. Economic Inactivity estimates	18
8. Labour market estimates for women and men	20
9. Glossary	22
10. Data and Methodology	24
Labour Force Survey	24
Previous revisions.....	24
Labour Market Transformation	25
HMRC RTI	25
Claimant Count	25
Where can labour market data for Scotland be accessed.....	26
Scottish Government Labour Market Statistics	26
11. Tell us what you think	27
User Survey	27
Enquiries.....	27
Join our mailing list	27
Future publications	27
Crown Copyright	27
Next update	27

About this publication

This publication contains the Labour Force Survey (LFS) estimates of employment, unemployment and economic inactivity for Scotland and the UK by the Office for National Statistics (ONS). The publication also includes the experimental HMRC Pay As You Earn (PAYE) Real-Time Information (RTI) and ONS Claimant Count statistics.

An Official Statistics in Development Publication for Scotland

These statistics are official statistics in development. Official statistics in development may be new or existing statistics, and will be tested with users, in line with the standards of trustworthiness, quality, and value in the [Code of Practice for Statistics](#).

ONS have published an [article](#) which mentions the reintroduction of the Labour Force Survey estimates and the impact of the reweighting on the key indicators for the UK.

HMRC and ONS have also published a [response to the OSR RTI review](#).

Scottish Government statistics are regulated by the Office for Statistics Regulation (OSR). OSR sets the standards of trustworthiness, quality and value in the [Code of Practice for Statistics](#) that all producers of official statistics should adhere to.

Source of data

The information included in this publication are from three separate sources covering the time periods shown in Figure 1.

Figure 1: Labour market data source reference periods

Labour Force Survey Estimates (ONS)	January to March 2024			
PAYE RTI (HMRC) - employee counts - median monthly pay			1 to 31 March	
Early PAYE RTI (HMRC) - employee counts - median monthly pay				1 to 30 April
Claimant Count (ONS)				11 April
	Jan	Feb	Mar	Apr

Comparison over time

Comparisons with the latest data over the year have been included within the commentary of this publication. Estimates for employment, unemployment and inactivity rates are compared over the quarter and over the year.

ONS Labour Force Survey

Previous revisions

An issue was detected in the weighting of the ONS Labour Force Survey for Northern Ireland for the November 2023 to January 2024 quarter only which affected the March 2024 release of the LFS estimates. This issue was resolved in the April 2024 release when the November 2023 to January 2024 figures were revised accordingly.

On 5 February 2024, ONS published a [blog](#) announcing the reintroduction of the Labour Force Survey (LFS) estimates and an [article](#) outlining how they have been affected by reweighting. These estimates were included in the main ONS release on 13 February 2024.

The reweighted LFS estimates incorporate the latest estimates of the size and composition of the total UK population, improving the representativeness of the LFS estimates.

ONS have used the 2022 mid-year population estimates for England and Wales which incorporate the results of the 2021 Census of England and Wales. However the 2022 mid-year population estimates for Scotland and Northern Ireland have been calculated using the 2011 Census results to produce an updated UK population projection specifically for the purpose of LFS reweighting. 2022 Census data from Scotland and Northern Ireland will be incorporated when they become available. This underlying data affects assumptions on gender and tenure weighting. The socio-economic non-response bias adjustment remains unchanged from the previous weighting approach. Please note that although the tenure distribution was unchanged for Scotland, it should be noted that it has changed for England and Wales and therefore the UK overall.

Given time constraints, ONS have only been able to reweight the LFS data from July to September 2022 onwards. Therefore, this reweighting exercise creates a discontinuity in the series between June to August 2022 and July to September 2022 where there will be a step change in the LFS estimates apart from the headline UK estimates. ONS have modelled the seasonally adjusted UK levels of employment, unemployment and economic inactivity by sex and age-band back to June to August 2011, to ensure that headline rates and levels by sex and age-band (datasets [A02SA](#) and [A05SA](#)) can be assessed without a discontinuity. For this reason, the Scottish Government's Labour Market Trends publication will only compare LFS estimates for Scotland and the UK from July to September 2022 onwards.

The reweighting of the LFS estimates does not address the volatility seen in the recent estimates (since May-July 2023), therefore ONS have advised that users should be cautious when interpreting quarterly changes in the LFS estimates and that these should be viewed alongside the wider suite of labour market indicators

including the Claimant Count data and HMRC Pay As You Earn Real Time Information (PAYE RTI) estimates.

The longer-term solution remains the replacement of the Labour Force Survey with the Transformed Labour Force Survey (TLFS).

Other sources

This publication also contains HMRC PAYE Real Time Information (RTI) on median monthly earnings and payrolled employees. These are classed as Official Statistics in Development.

The ONS have also published experimental Claimant Count estimates which have also been included within this publication. The Claimant Count estimates are also classed as Official Statistics in Development,

This release follows the ONS monthly releases of:

- [Labour market overview, UK Statistical bulletins](#)
- [Earnings and employment from Pay As You Earn Real Time Information, UK](#)
- [CC01 Regional labour market: Claimant Count by unitary and local authority \(experimental\)](#)

1. HMRC payrolled employees (experimental)

This information is based on experimental monthly estimates of paid employees and their pay from HM Revenue and Customs' (HMRC's) Pay As You Earn (PAYE) Real Time Information (RTI) data.

The latest early payrolled employee estimates for April 2024 indicate that there were 2.45 million payrolled employees in Scotland. Compared with the same month the year before, the number of payrolled employees had risen by 0.3 per cent (6,000). This compares with a rise of 0.4 per cent for the UK over the same period.

In December 2020, the lowest point following the start of the pandemic, there were 81,000 fewer payrolled employees in Scotland than prior to the pandemic (February 2020). However the estimated number of payrolled employees has generally been increasing since December 2020 and has continued to be above the pre-coronavirus level (February 2020) since November 2021.

Estimates for April 2024 are provisional as they are based on around 85% of information being available. When comparing the number of payrolled employees in March 2024 with the same period the previous year, the number of payrolled employees in Scotland increased by 0.7 per cent (16,000).

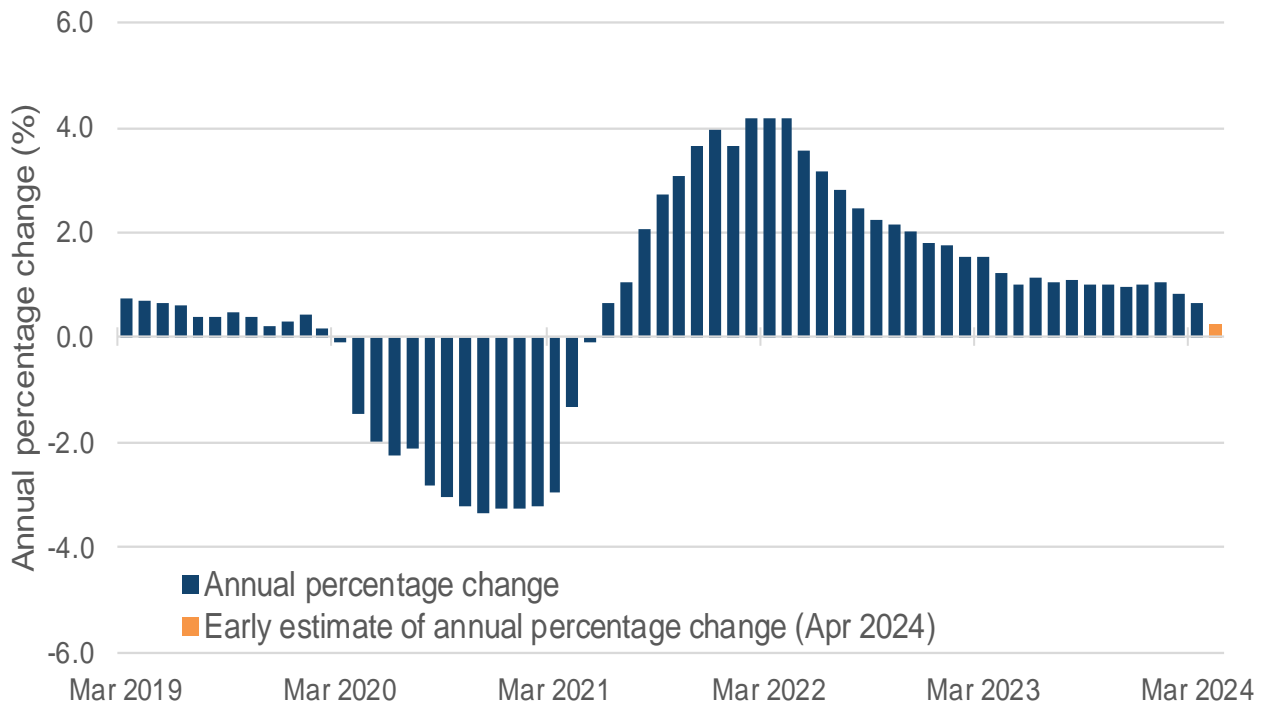
Chart 1: Number of payrolled employees in Scotland declined between February and December 2020. However, it has continued to be above the pre-coronavirus level since November 2021, reaching a peak in January 2024 before declining slightly

Payrolled Employees, Scotland, March 2019 to April 2024, seasonally adjusted



Chart 2: Annual Growth in the number of payrolled employees in Scotland has fallen over the last couple of months despite being fairly stable for most of the previous year

Annual Percentage Change in Payrolled Employees, Scotland, March 2019 to April 2024



Source: PAYE RTI, all industries, seasonally adjusted, HMRC

Note: Early estimates for April 2024 are provided to give an indication of the likely level of employees as well as median pay in the latest period. The figures are based on around 85% of information being available. They are considered of lower quality and may be subject to revision in next month's release when between 98% to 99% of data will be available.

2. HMRC earnings (experimental)

This information is based on experimental monthly estimates of paid employees and their pay from HM Revenue and Customs' (HMRC's) Pay As You Earn (PAYE) Real Time Information (RTI) data.

Changes over time are based on median monthly pay estimates which are rounded to the nearest pound.

The latest early estimates for April 2024 indicate that median monthly pay for payrolled employees in Scotland was £2,386, an increase of 4.8 per cent compared to the same period the previous year. This is lower than the annual growth in median monthly pay for the UK over the same period (6.9 per cent).

Chart 3: Median pay for payrolled employees decreased sharply in April 2020 but has generally been increasing since July 2020

Median Monthly Pay, Scotland and UK, March 2019 to April 2024, seasonally adjusted

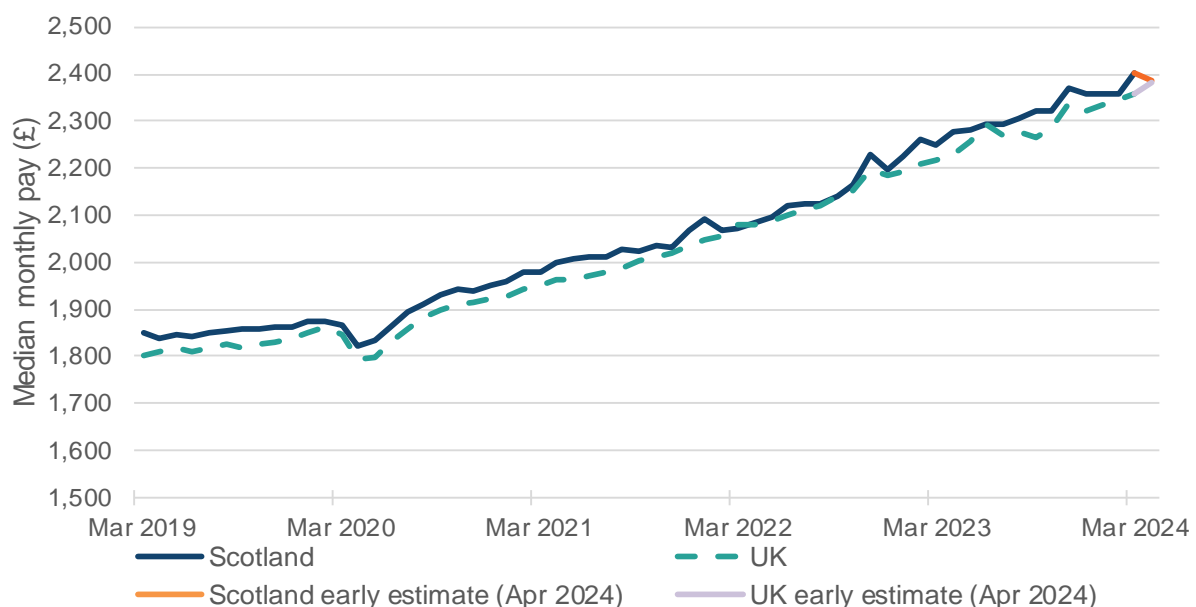
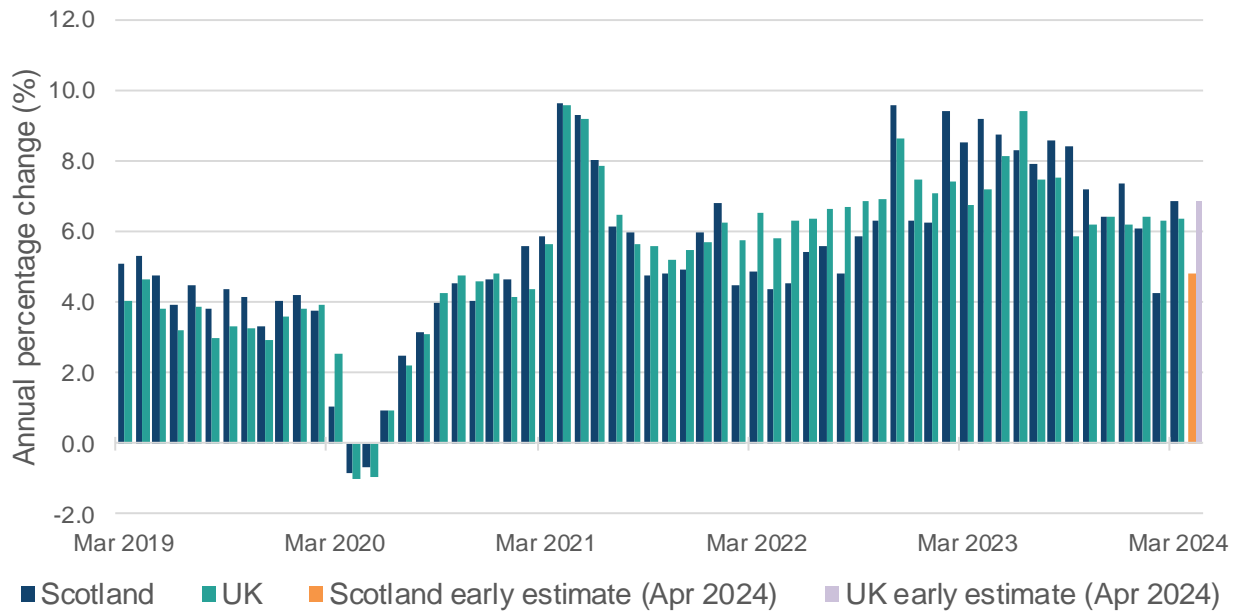


Chart 4: Annual Growth in the median monthly pay for payrolled employees in Scotland is typically higher than the average growth prior to the pandemic

Annual Percentage Change in Median Monthly Pay, Scotland and UK, March 2019 to April 2024



Source: PAYE RTI, all industries, seasonally adjusted, HMRC

Notes: Early estimates for April 2024 are provided to give an indication of the likely level of employees as well as median pay in the latest period. The figures for April 2024 are based on around 85% of information being available. They are considered of lower quality and may be subject to revision in next month's release when between 98% to 99% of data will be available.

3. Claimant Count

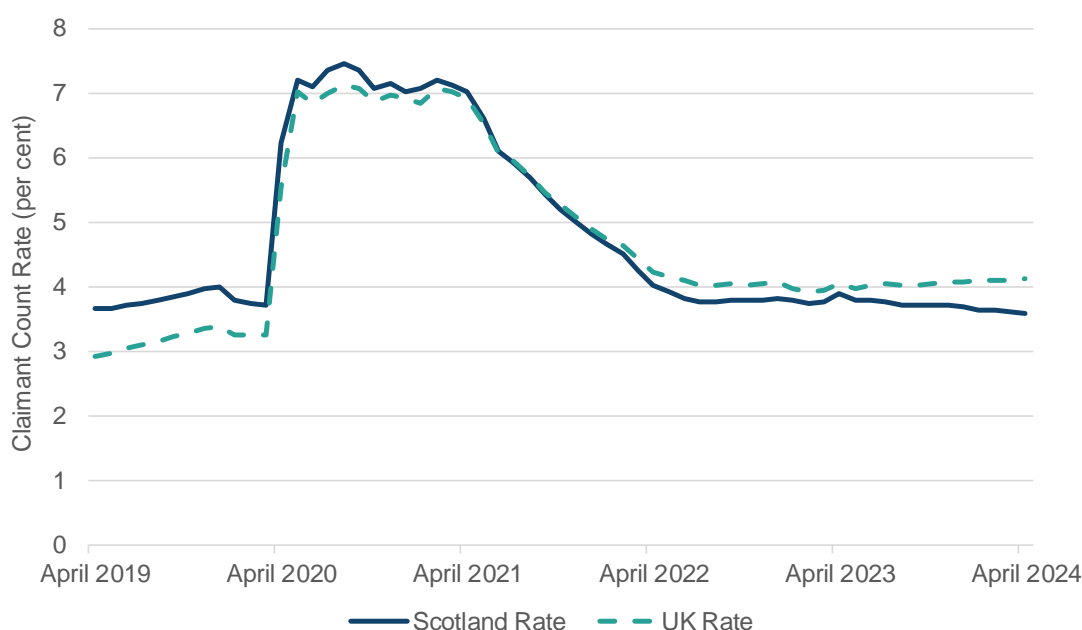
This information is based on experimental monthly estimates of the number of people claiming unemployment-related benefits.

The experimental Claimant Count includes Jobseeker’s Allowance Claimants and those claimants of Universal Credit who were claiming principally for the reason of being unemployed (those in the “searching for work” conditionality regime). Those claiming such benefits may be wholly unemployed and seeking work, or may be employed but with low income and/or low hours, that make them eligible for unemployment-related benefit support. As part of the response to the pandemic, the rules around who could claim Universal Credit had changed, meaning an increased proportion of those claiming may actually still be in some kind of work.

In April 2024, the claimant count was 104,200, a decrease of 900 (-0.8 per cent) over the month and a decrease of 8,800 (-7.8 per cent) over the year. The claimant count unemployment rate in April 2024 was 3.6 per cent, compared with 4.1 per cent for the UK as a whole.

Chart 5: Experimental claimant count rate for Scotland and the UK showed a large increase at the start of the pandemic, reaching a peak in August 2020 before starting to gradually decrease. The claimant count for Scotland and the UK has been fairly constant since mid-2022 although the gap has widened in recent months

Claimant Count rate, seasonally adjusted, Scotland and UK, April 2019 to April 2024



Source: Claimant count, ONS

Note: Seasonally adjusted Claimant Count for Scotland and the UK have been revised back to January 2021 following a seasonal adjustment review.

4. Summary of labour market statistics

Employment, unemployment and economic inactivity estimates are presented for January to March 2024, compared with the quarter before (October to December 2023) and compared with the year before (January to March 2023).

Information are obtained from a sample survey and are therefore subject to some error.

Comparisons with the latest data over the quarter have been included within the commentary of this publication but caution in their use is advised by ONS.

Table 1: Labour Market Statistics, Scotland and UK, January to March 2024

	Rate (%)	Percentage point			Level ('000)	Level ('000's)				
		CI	Change on quarter	CI		Change on year	CI	Change on quarter	CI	Change on year
Employment¹										
Scotland	73.1 (± 2.4)		-1.2 (± 3.3)		-1.6 (± 3.2)	2,613 (± 83)		-38 (± 112)		-46 (± 106)
UK	74.5 (± 0.6)		-0.6 (± 0.6)		-0.8 (± 0.8)	32,997 (± 268)		-178 (± 242)		-204 (± 352)
Unemployment²										
Scotland	4.4 (± 1.1)		-0.1 (± 1.6)		1.0 (± 1.4)	120 (± 30)		-5 (± 43)		28 (± 37)
UK	4.3 (± 0.3)		0.5 (± 0.4)		0.3 (± 0.5)	1,486 (± 115)		166 (± 127)		103 (± 155)
Inactivity³										
Scotland	23.4 (± 2.3)		1.4 (± 3.1)		0.7 (± 3.0)	804 (± 101)		49 (± 135)		24 (± 128)
UK	22.1 (± 0.6)		0.2 (± 0.5)		0.6 (± 0.7)	9,383 (± 241)		104 (± 223)		302 (± 313)

Source: Labour Force Survey, seasonally adjusted, ONS

Note 1: Levels all persons aged 16 and over; rates all persons aged 16 to 64; denominator all persons aged 16 to 64.

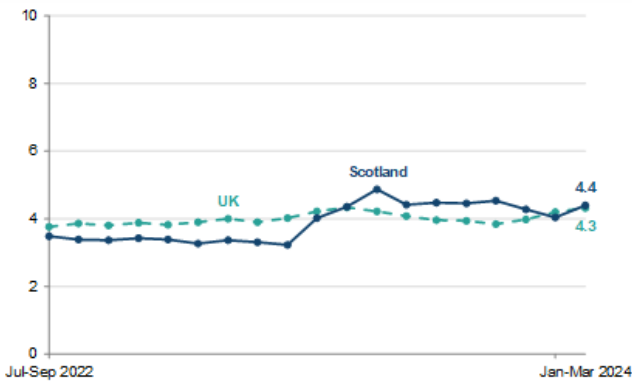
Note 2: Levels and rates all persons aged 16 and over; denominator all economically active persons aged 16 and over.

Note 3: Levels and rates all persons aged 16 to 64, denominator all persons aged 16 to 64.

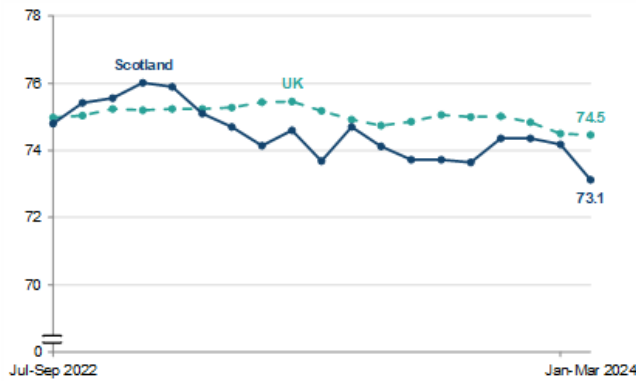
Infographic summary of Labour Force Survey Statistics

January to March 2024

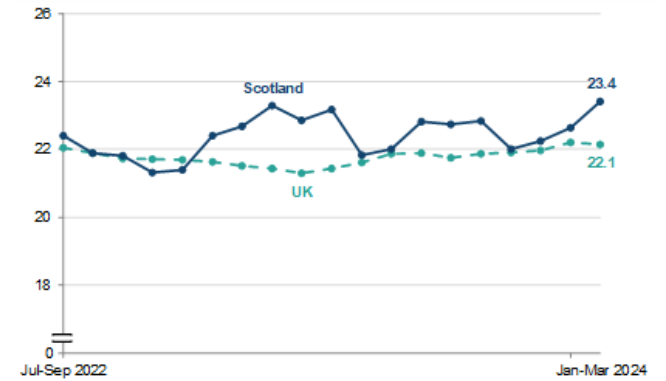
Unemployment rate 4.4%



Employment rate 73.1%



Economic Inactivity rate 23.4%



Quarterly Change

Scotland -0.1 pp ↓ UK 0.5 pp ↑

Scotland -1.2 pp ↓ UK -0.6 pp ↓

Scotland 1.4 pp ↑ UK 0.2 pp ↑

Annual Change

Scotland 1.0 pp ↑ UK 0.3 pp ↑

Scotland -1.6 pp ↓ UK -0.8 pp ↓

Scotland 0.7 pp ↑ UK 0.6 pp ↑

Source: Labour Force Survey, seasonally adjusted, ONS

% pts= percentage points
14 May 2024

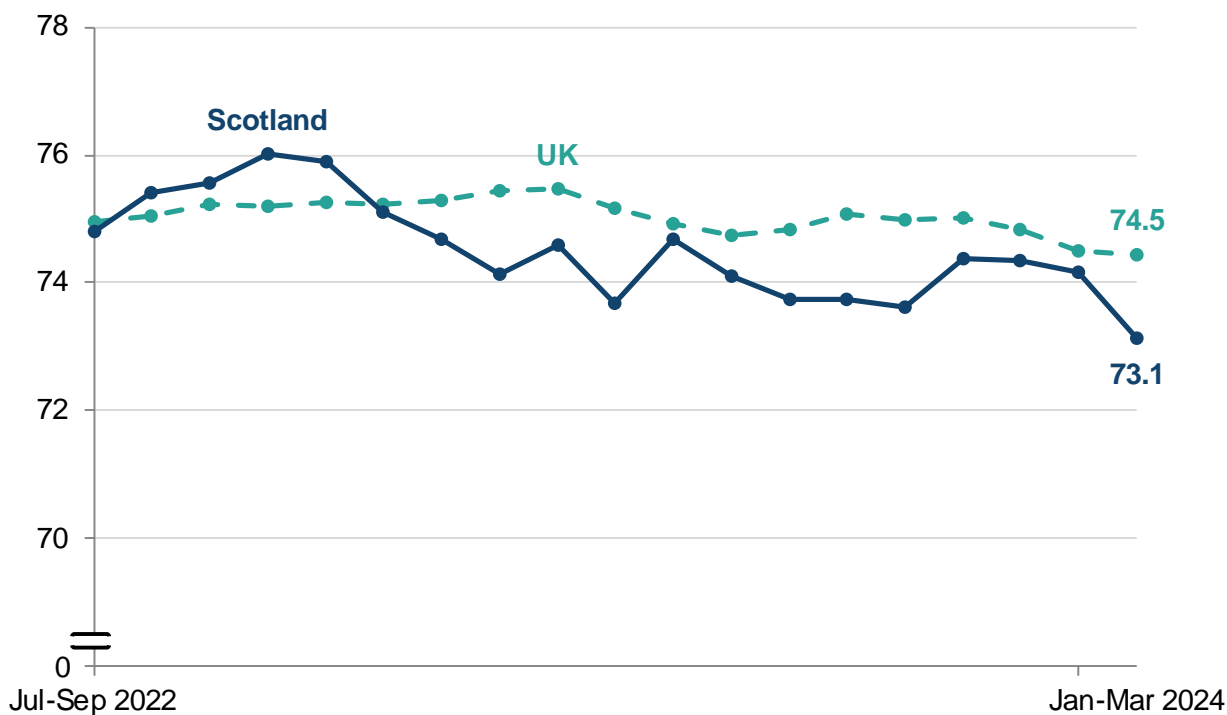
5. Employment estimates

The employment rate for people aged 16 to 64 years in Scotland was 73.1 per cent in January to March 2024. This is 1.2 percentage points down over the quarter and 1.6 percentage points down over the year.

The UK employment rate was 74.5 per cent in January to March 2024. This is 0.6 percentage points down on the quarter and 0.8 percentage points down over the year.

Chart 6: Employment rates for Scotland and the UK have decreased over the year

Employment rates for persons aged 16 to 64, Scotland and the UK, July-September 2022 to January-March 2024



Source: Labour Force Survey, seasonally adjusted, ONS

The employment rate for people aged 16 to 64 years in Scotland was 1.6 percentage points lower than the year before (January to March 2023) while the estimated UK employment rate was 0.8 percentage points lower than the year before.

Chart 7: Compared with the UK countries, Scotland's employment rate was the 2nd highest.

Employment rate and annual change for persons aged 16 to 64, UK countries, January-March 2024 compared to January-March 2023.



Source: Labour Force Survey, ONS
Annual change shown in percentage points

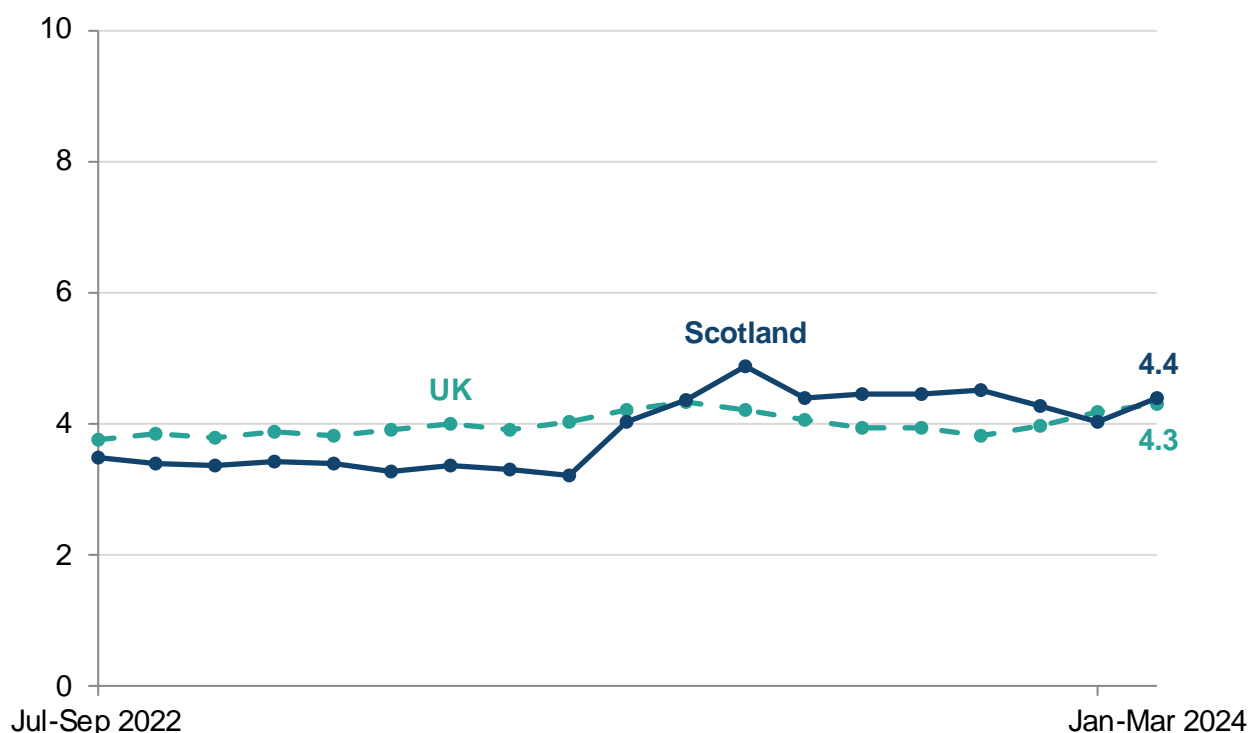
6. Unemployment estimates

The unemployment rate for people aged 16 years and over in Scotland was 4.4 per cent in January to March 2024. This is 0.1 percentage points down over the quarter but 1.0 percentage points up over the year.

The UK unemployment rate was 4.3 per cent in January to March 2024. This is 0.5 percentage points up on the quarter and 0.3 percentage points up over the year.

Chart 8: Unemployment rates for Scotland and the UK have increased over the year

Unemployment rates for persons aged 16 and over, Scotland and the UK, July-September 2022 to January-March 2024

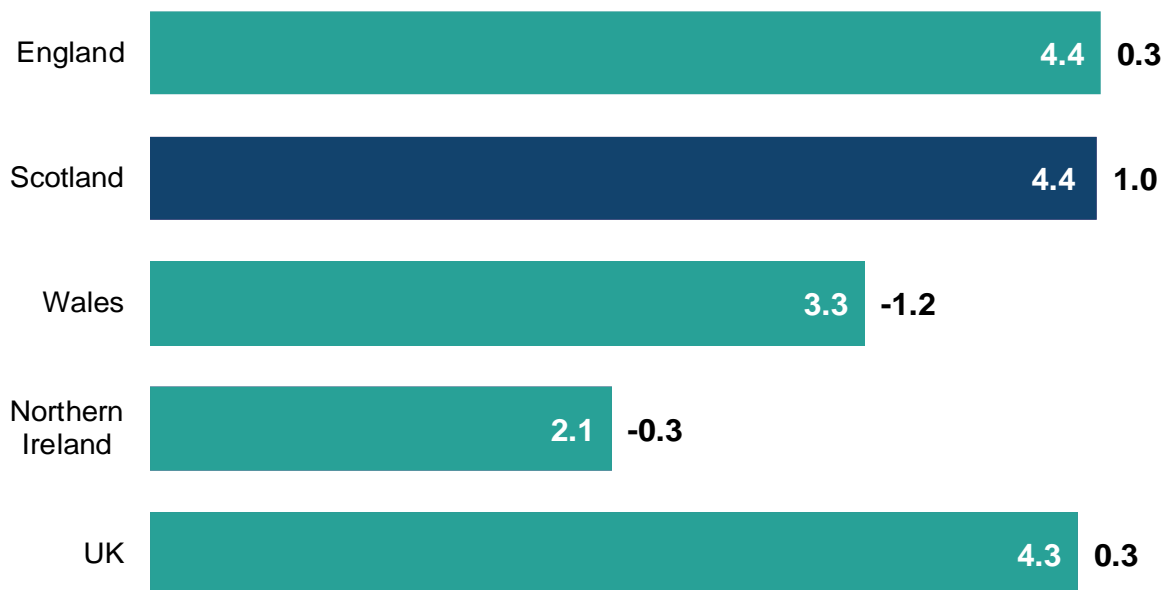


Source: Labour Force Survey, seasonally adjusted, ONS

The unemployment rate for people aged 16 years and over in Scotland was 1.0 percentage point higher than the year before (January to March 2023) while the estimated UK unemployment rate was 0.3 percentage points higher than the year before.

Chart 9: Compared with the UK countries, Scotland's unemployment rate was the joint highest.

Unemployment Rate and annual change for persons aged 16 and over, UK countries, January-March 2024 compared to January-March 2023.



Source: Labour Force Survey, ONS
Annual change shown in percentage points

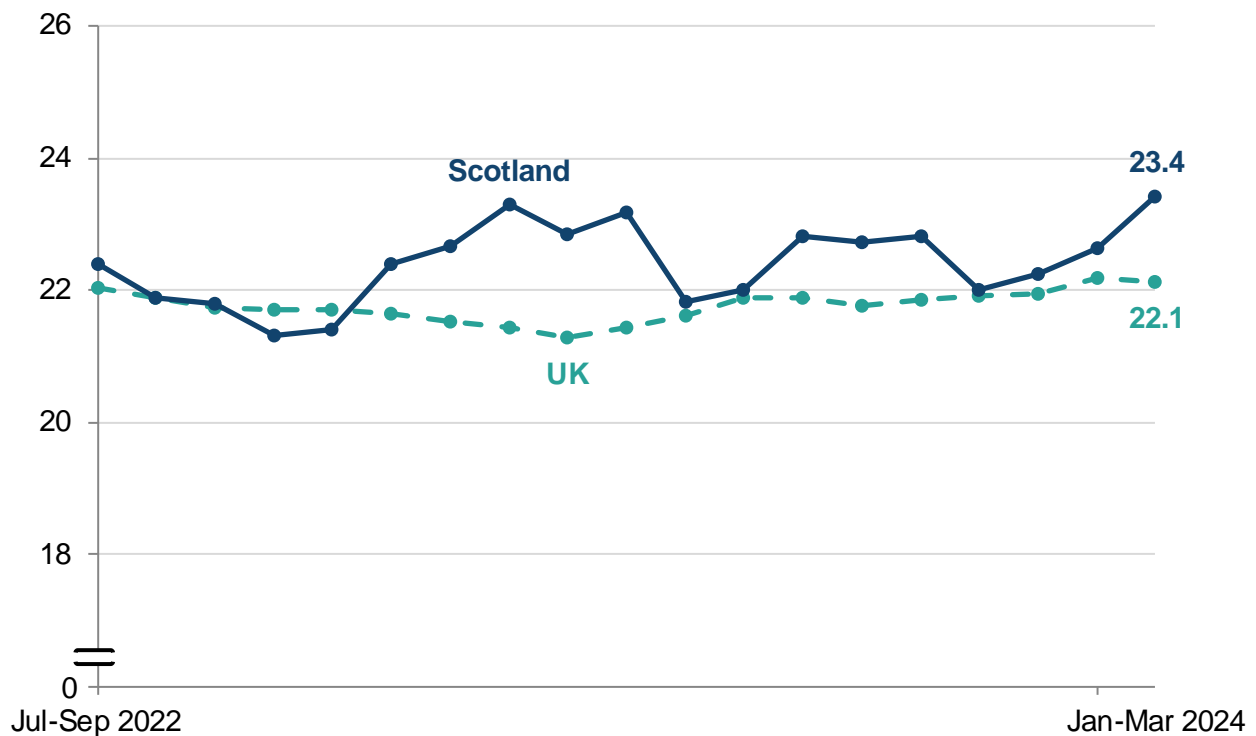
7. Economic Inactivity estimates

The economic inactivity rate for people aged 16 to 64 years in Scotland was 23.4 per cent in January to March 2024. This is 1.4 percentage points up over the quarter and 0.7 percentage points up over the year.

The UK economic inactivity rate was 22.1 per cent in January to March 2024. This is 0.2 percentage points up on the quarter and 0.6 percentage points up over the year.

Chart 10: Economic Inactivity rates for Scotland and the UK have increased over the year

Economic inactivity rate for persons aged 16 to 64, Scotland and the UK, July-September 2022 to January to March 2024



Source: Labour Force Survey, seasonally adjusted, ONS

The economic inactivity rate for people aged 16 to 64 years in Scotland was 0.7 percentage points higher than the year before (January to March 2023) while the estimated UK economic inactivity rate was 0.6 percentage points higher than the year before.

Chart 11: Compared with the UK countries, Scotland's economic inactivity rate was the 2nd lowest.

Economic Inactivity rate and annual change for persons aged 16 to 64, UK countries, January-March 2024 compared to January-March 2023.



Source: Labour Force Survey, ONS
Annual change shown in percentage points

8. Labour market estimates for women and men

Table 2: Labour Market Statistics for women, Scotland and UK, January to March 2024

	Rate (%)	Percentage point Change on		Level (‘000)	Level (000's) Change on	
		quarter	year		quarter	year
Employment¹						
Scotland	70.8	-2.6	-1.3	1,269	-45	-37
UK	71.6	-0.5	-0.2	15,989	-75	13
Unemployment²						
Scotland	3.0*	0.0*	-0.5*	39*	-2*	-9*
UK	4.1	0.6	0.4	687	104	68
Inactivity³						
Scotland	27.0	2.7	1.8	473	47	31
UK	25.3	0.1	-0.1	5,456	16	6

Source: Labour Force Survey, seasonally adjusted, ONS

Note 1: Levels all women aged 16 and over; rates all women aged 16 to 64; denominator all women aged 16 to 64.

Note 2: Levels and rates all women aged 16 and over; denominator all economically active women aged 16 and over.

Note 3: Levels and rates all women aged 16 to 64, denominator all women aged 16 to 64.

* The unemployment level and rate estimates for women in Scotland are based on a small sample size and should be used with caution.

Table 3: Labour Market Statistics for men, Scotland and UK, January to March 2024

	Rate (%)	Percentage point Change on quarter Change on year		Level (‘000)	Level (000's) Change on quarter Change on year	
Employment¹						
Scotland	75.6	0.1	-1.8	1,345	7	-9
UK	77.4	-0.6	-1.5	17,008	-102	-217
Unemployment²						
Scotland	5.7	-0.3	2.5	81	-3	37
UK	4.5	0.4	0.2	799	62	35
Inactivity³						
Scotland	19.7	0.1	-0.4	331	2	-7
UK	18.8	0.4	1.3	3,927	88	296

Source: Labour Force Survey, seasonally adjusted, ONS

Note 1: Levels all men aged 16 and over; rates all men aged 16 to 64; denominator all men aged 16 to 64.

Note 2: Levels and rates all men aged 16 and over; denominator all economically active men aged 16 and over.

Note 3: Levels and rates all men aged 16 to 64, denominator all men aged 16 to 64.

9. Glossary

Rates: Rates represent the proportion of the population or subgroup with a certain characteristic. They allow changes in the labour market to be interpreted in a wider context by accounting for changes in the population or the number of people who are economically active. Rates can be calculated for different age groups.

For headline employment, economic activity and economic inactivity, the reference population is those aged 16 to 64. For unemployment, the reference population is the active population aged 16 and over. Thus, people aged 65 and over who continue to be economically active are included in the base while those who are economically inactive will not.

Economically active: The population who are either in employment or unemployed.

Economically inactive: People not in employment and who do not meet the criteria for unemployment. This group includes:

- those who want a job but who have not been seeking work in the last 4 weeks
- those who want a job and are seeking work but not available to start
- those who do not want a job

For example, students not working or seeking work and those in retirement.

Employment: There are two main ways of looking at employment: the number of people with jobs or the number of jobs. These two concepts represent different things as one person can have more than one job. The number of people in employment is measured via the Labour Force Survey and consist of those aged 16 and over. Employment measures the number of people who did at least one hour of paid work or had a job they were temporarily away from. People who do unpaid work in a family business and people on Government-supported training and employment programs are also included. This is in accordance with the International Labour Organisation (ILO) definition.

Unemployment: The ILO definition of unemployment covers people who are 16 years and over:

- without a job, have been actively seeking work in the past four weeks and are available to start work in the next fortnight

or

- out of work, have accepted a job and are waiting to start it in the next two weeks

Employment rate: The proportion of people aged between 16 and 64 years who are in employment.

Unemployment rate: The proportion of economically active people aged 16 and over who are employed.

Economic inactivity rate: The number of economically inactive people expressed as a percentage of the relevant population.

10. Data and Methodology

All estimates presented are sourced from the new adjusted experimental labour market series published by the Office for National Statistics with the exception of those in sections 1, 2 and 3.

Labour Force Survey

Previous revisions

An issue was detected in the weighting of the ONS Labour Force Survey for Northern Ireland for the November 2023 to January 2024 quarter only which affected the March 2024 release of the LFS estimates. This issue was resolved in the April 2024 release when the November 2023 to January 2024 figures were revised accordingly.

On 5 February 2024, ONS published a [blog](#) announcing the reintroduction of the Labour Force Survey (LFS) estimates and an [article](#) outlining how they have been affected by reweighting. These estimates were included in the main ONS release on 13 February 2024.

The new reweighted LFS estimates incorporate the latest estimates of the size and composition of the total UK population, improving the representativeness of the LFS estimates.

ONS have used the 2022 mid-year population estimates for England and Wales which incorporate the results of the 2021 Census of England and Wales. However the 2022 mid-year population estimates for Scotland and Northern Ireland have been calculated using the 2011 Census results to produce an updated UK population projection specifically for the purpose of LFS reweighting. 2022 Census data from Scotland and Northern Ireland will be incorporated when they become available. This underlying data affects assumptions on gender and tenure weighting. The socio-economic non-response bias adjustment remains unchanged from the previous weighting approach. Please note that although the tenure distribution was unchanged for Scotland, it should be noted that it has changed for England and Wales and therefore the UK overall.

Given time constraints, ONS have only been able to reweight the LFS data from July to September 2022 onwards. Therefore, this reweighting exercise creates a discontinuity in the series between June to August 2022 and July to September 2022 where there will be a step change in the LFS estimates apart from the headline UK estimates. ONS have modelled the seasonally adjusted UK levels of employment, unemployment and economic inactivity by sex and age-band back to June to August 2011, to ensure that headline rates and levels by sex and age-band (datasets [A02SA](#) and [A05SA](#)) can be assessed without a discontinuity. For this reason, the Scottish Government's Labour Market Trends publication will only compare LFS estimates for Scotland and the UK from July to September 2022 onwards.

The reweighting of the LFS estimates does not address the volatility seen in the recent estimates (since May-July 2023), therefore ONS have advised that users should be cautious when interpreting quarterly changes in the LFS estimates and that these should be viewed alongside the wider suite of labour market indicators including the Claimant Count data and HMRC Pay As You Earn Real Time Information (PAYE RTI) estimates.

The longer-term solution remains the replacement of the Labour Force Survey with the Transformed Labour Force Survey (TLFS). It is expected that the TLFS will become the primary source of labour market information from September 2024.

Labour Market Transformation

ONS are transforming the LFS. They have published a [Labour market transformation article](#) providing an update on the transformation of labour market statistics.

ONS also welcome any feedback on this latest update and their plans. Please email them at labour.market.transformation@ons.gov.uk to tell them what you think.

HMRC RTI

This release covers people paid through the HMRC's Pay As You Earn (PAYE) system where their pay is reported through the Real Time Information (RTI) system.

Information presented in this release are experimental monthly estimates of the number of payrolled employees and their median earnings. It includes UK and geographical regions (NUTS1) early estimates of payrolled employment and median pay for the most recent month.

Statistics in this release are based on people who are employed in at least one job paid through HMRC's PAYE system and the monthly estimates reflect the average for each day of the calendar month.

The publication and background information can be accessed on the [ONS website](#).

Claimant Count

The experimental Claimant Count consists of claimants of Jobseekers Allowance (JSA) and some Universal Credit (UC) Claimants. The UC claimants that are included are 1) those that were recorded as not in employment (May 2013-April 2015), and 2) those claimants of Universal Credit who are required to search for work, i.e. within the Searching for Work conditionality regime as defined by the Department for Work & Pensions (from April 2015 onwards). The denominator for the claimant count rate is the claimant count plus workforce jobs. Estimates included in this publication are seasonally adjusted.

Where can labour market data for Scotland be accessed

Labour Force information for Scotland is also published on [Nomis](#)

This release follows the ONS monthly release of [Regional Labour Market Statistics in the UK](#)

A range of Labour Market Statistics for Scotland are also published by the [Office for National Statistics](#)

Scottish Government Labour Market Statistics

[Scotland's Labour Market Insights](#) (published on 23 April 2024) is a quarterly publication summarising employment, unemployment and economic inactivity estimates sourced from a range of official labour market statistics for Scotland and the UK.

Labour Market data for 16 to 24 year olds

The [Labour market data for 16 to 24 year olds in Scotland](#) is sourced from the ONS Annual Population Survey (January to December 2023) and is published quarterly (last published on 13 March 2024).

Other SG labour market publications from the ONS Annual Population Survey:

- [Disabled people in the labour market in Scotland: January to December 2022](#)
- [Job-related training in Scotland: January to December 2022](#)
- [Labour Market Statistics for Scotland by Ethnicity: January to December 2021](#)
- [Scotland's Labour Market: People, Places and Regions – Protected Characteristics. Statistics from the Annual Population Survey 2021](#)
- [Supporting documents - Scotland's Labour Market: People, Places and Regions – Protected Characteristics. Statistics from the Annual Population Survey 2021](#)

Other SG labour market publications

- [Quarterly Public Sector Employment Q4 2023](#)
- [Annual Survey of Hours and Earnings 2023](#)
- [Topical publications](#)

11. Tell us what you think

We are always interested to hear from our users about how our statistics are used, and how they can be improved.

User Survey

We would like to understand how our publications are being used and whether we are currently meeting users' needs.

Please follow the link - <https://forms.office.com/e/6akiXdNr8v> - and give your opinion and help shape future Labour Market statistics publications.

The survey will close on Monday 22 July 2024.

Enquiries

For enquiries about this publication please contact:

Labour Market Statistics,
Office of the Chief Economic Adviser,
Telephone: 0131 244 6773,
E-mail: LMStats@gov.scot

For general enquiries about Scottish Government statistics please contact:

Office of the Chief Statistician
E-mail: statistics.enquiries@gov.scot

Join our mailing list

If you would like to receive notification about statistical publications, or find out about consultations on our statistics please join the [ScotStat mailing list](#).

Future publications

Details of future publications can be found on our [forthcoming publications](#) page.

Crown Copyright

You may use or re-use this information (not including logos) free of charge in any format or medium, under the terms of the [Open Government Licence](#).

Next update

11 June 2024