

This publication will be available in accessible HTML on the [gov.scot](https://www.gov.scot) website.

**Justice Analytical Services
Coronavirus (COVID-19) Data Report:**

June 2021

July 2021

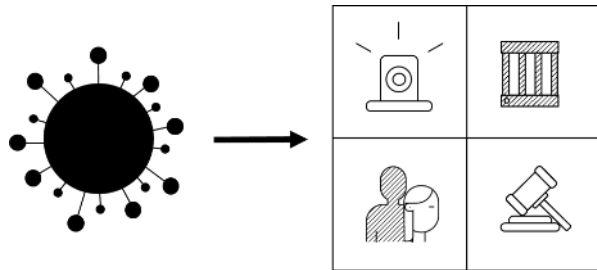


**Scottish Government
Riaghaltas na h-Alba
gov.scot**

Summary

This pack provides information on the impact of COVID-19 on the Justice system during June 2021.

Data has been gathered from a number of different sources and may be subject to future revision.



Public compliance

This pack includes information on COVID-19 related interventions undertaken by Police Scotland. In addition to this, information on the public's compliance with measures to help restrict the spread of COVID-19 is collected from surveys of the population. Findings from these surveys can be found in the [Public attitudes to Coronavirus: March Update](#).

Three quarters of respondents agreed that the best thing to do is to follow the government's advice. This has remained high and stable through January and February. However, those stating they had engaged in a non-compliant activity has risen from the start of January (23% to 33%).

Police activity

- The number of crimes recorded in June 2021 was lower than that in both June 2020 and June 2019.
- Weekly incident numbers have been similar in June 2021, compared to June 2020.
- The number of Domestic Abuse incidents recorded in June 2021 was lower than the level seen in June 2020, but higher than June 2019.
- The use of interventions decreased in June 2021.

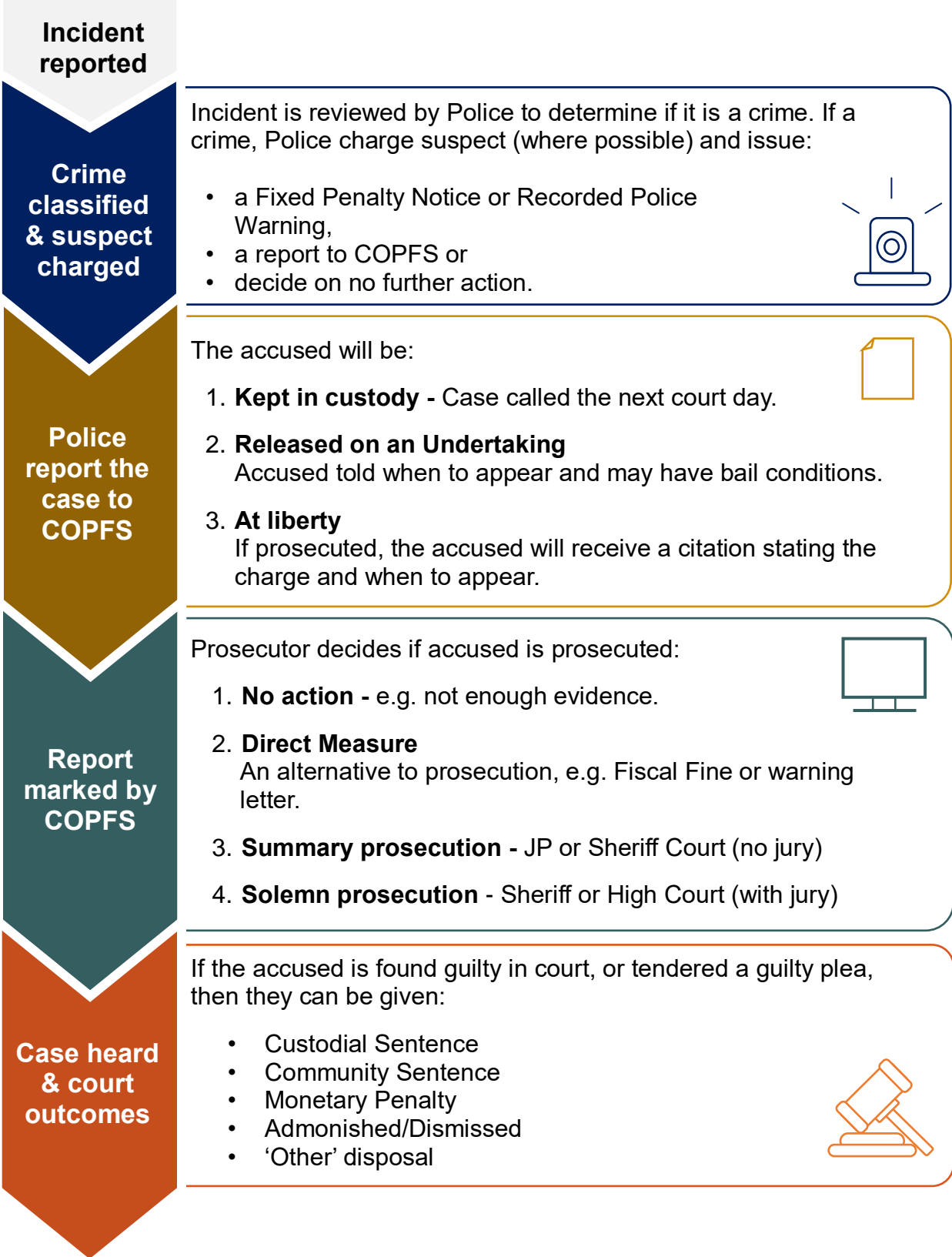
Crown Office and Procurator Fiscal Service (COPFS), Courts & Prisons

- JP courts resumed on 7th June, this publication reflects the first few weeks of business.
- Community disposals were returning to 19-20 levels but there remains a backlog of cases (and associated disposals) to conclude.
- Initiations in the civil court remain below 19-20 levels, while disposals have almost returned to 19-20 levels.
- Prison populations initially decreased as court business abated.
- The number of prisoners on remand subsequently rose to its current, historically high, level.

Contents

- Summary 1
- How crime flows through the Justice System 3
- 101 and 999 call volumes 5
- Incidents recorded 6
- Recorded Crime in Scotland 7
 - Coronavirus legislation intervention activity 10
 - Police Recorded Domestic Abuse Incidents 12
- Reports received by COPFS 16
- First substantive marking 18
- Summary of COPFS First Substantive Markings 19
- Subjects marked for Direct Measure 20
- Subjects marked for court 21
- SCTS Update 23
- Criminal Registered & Scheduled Trials 23
- Criminal Disposals 24
- Sheriff Court Civil Case Volumes 25
 - Case initiations and disposals 25
- Sheriff Court initiated and disposed cases by procedure 26
- Case types 27
- Prison population 29
- Remand Arrival Offences 30
- Sources and further information 32

How crime flows through the Justice System



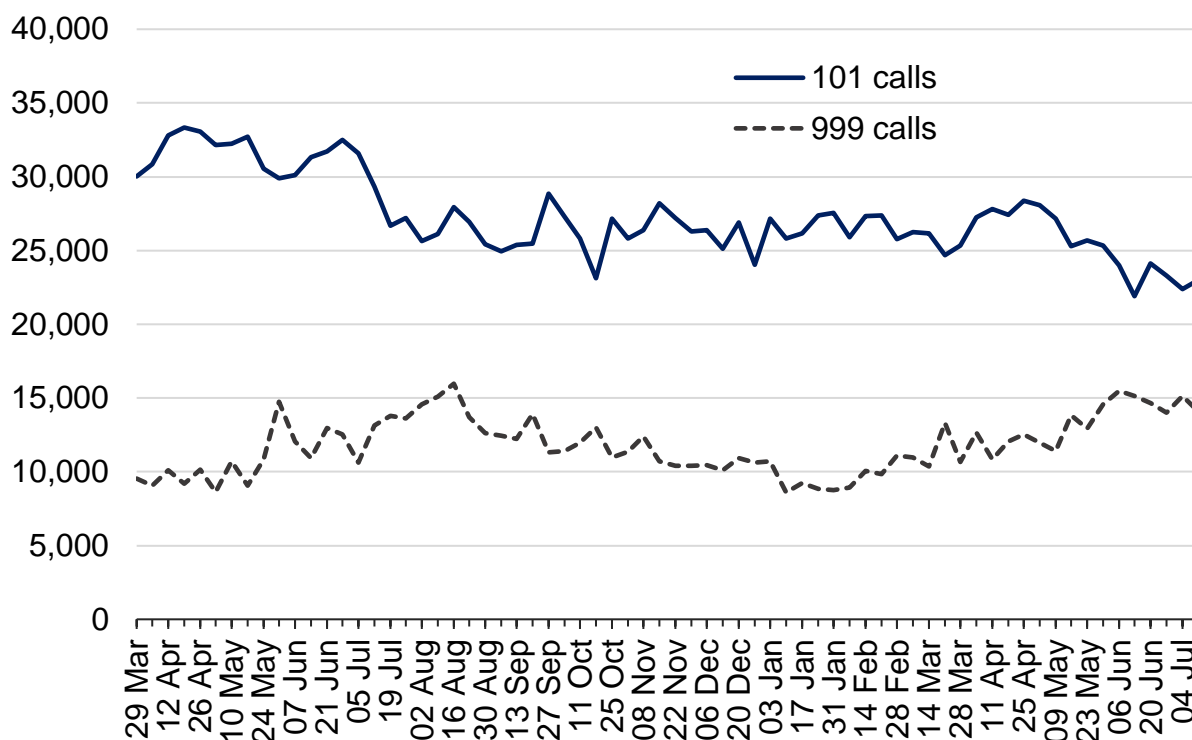
Police Activity (Police Scotland)

101 and 999 call volumes

Total weekly 999 & 101 calls have generally been lower compared to the equivalent weeks from the previous year.

- 101 calls have remained relatively stable over the past six months (although they may be beginning a downward trend), whilst 999 calls have experienced an increasing trend.
- In the week ending 4th July, 37,532 calls were made to Police Scotland.
- When combined, calls were higher than the previous week.

Chart: Number of calls



Type of call	Week ending 27th June 2021	Week ending 4th July 2021
101 calls	23,297	22,399
999 calls	13,990	15,133
Total calls	37,287	37,532

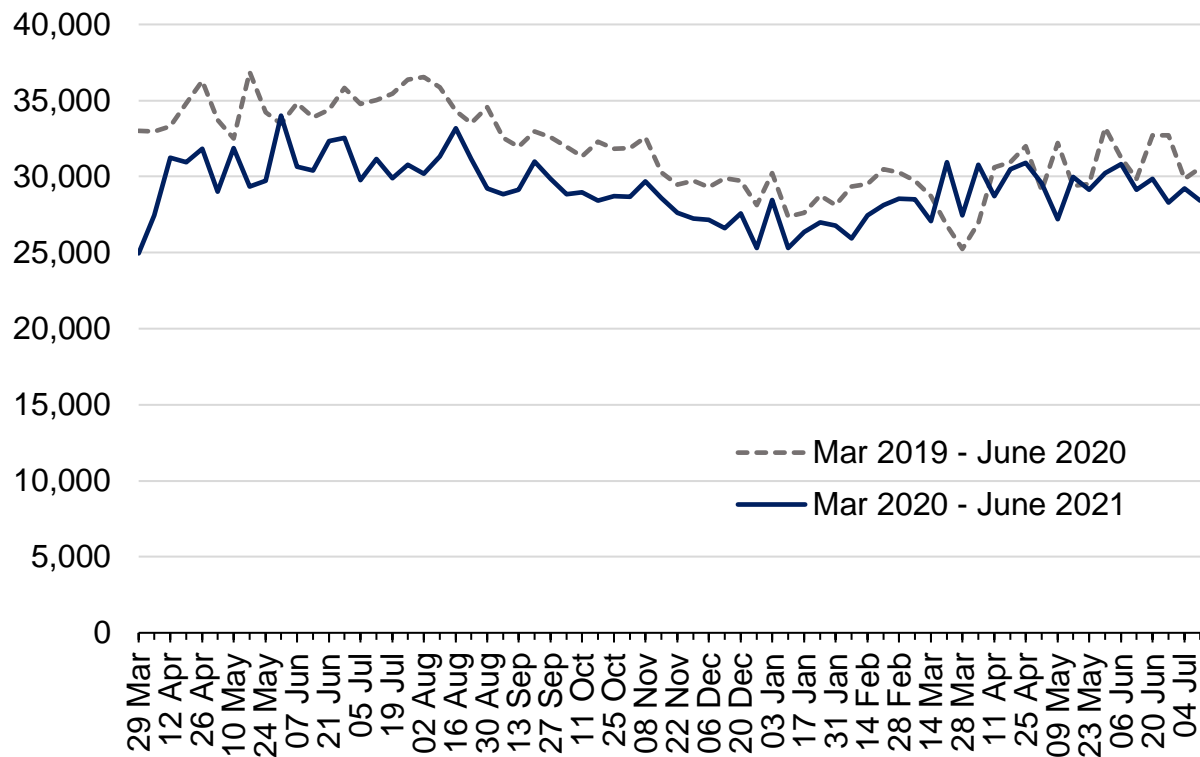
Incidents recorded

Weekly incident numbers have been similar in June 2021, compared to June 2020. It should be noted that coronavirus restrictions were in place in both months.

Incident levels have generally been lower in recent weeks compared to the equivalent weeks from the previous year.

Scotland entered Phase 2 of its route map on 28th May 2020. There was an increase in incidents during that week (ending Sunday 31st May). However, incident numbers remained below 2019-20 levels in the weeks that followed, and declined from November onwards. Scotland entered a new period of lockdown on 5th January 2021. Since then, there has been evidence of an increasing trend although levels remain generally lower than at the start of the pandemic.

Chart: Number of incidents



In the week ending 4th July:

29,205
incidents recorded



Down 2% compared to the equivalent week in 2020 (29,846 incidents)

Further information:

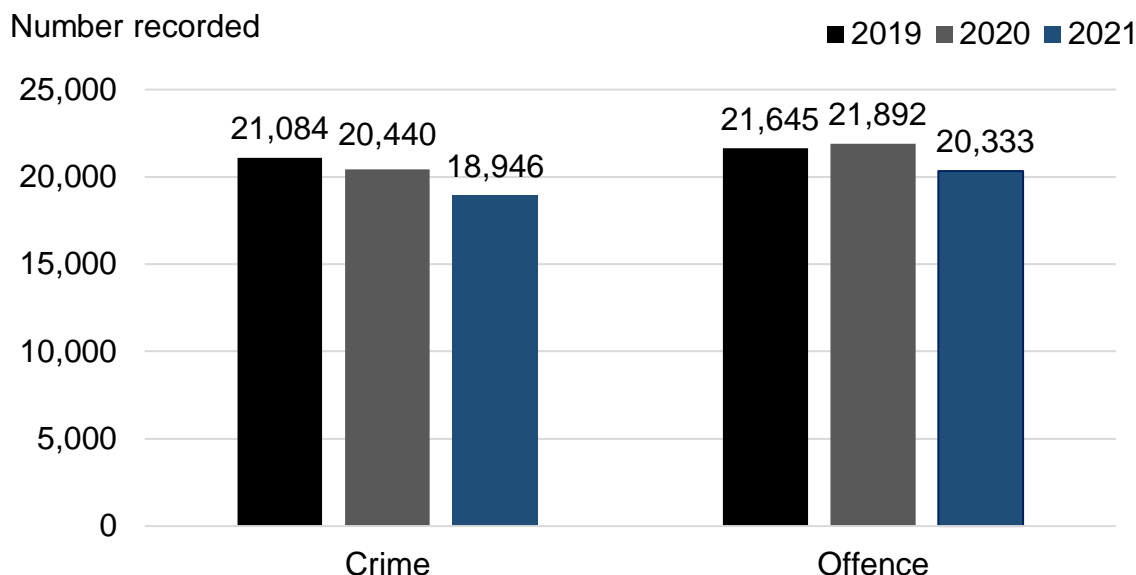
A full breakdown of calls & incident volumes is available from:

<https://www.scotland.police.uk/about-us/covid-19-police-scotland-response/enforcement-and-response-data/>

Recorded Crime in Scotland

The recorded crime figures presented below exclude crimes recorded under the coronavirus legislation.

Chart: Number of crimes and offences recorded



Note: Each set of columns shows from left to right, June 2019, 2020 and 2021

June 2021

The number of crimes recorded in June 2021 was 7% lower than in June 2020 and 10% lower than in June 2019. The number of offences was 7% lower than in June 2020 and 6% lower than in June 2019.

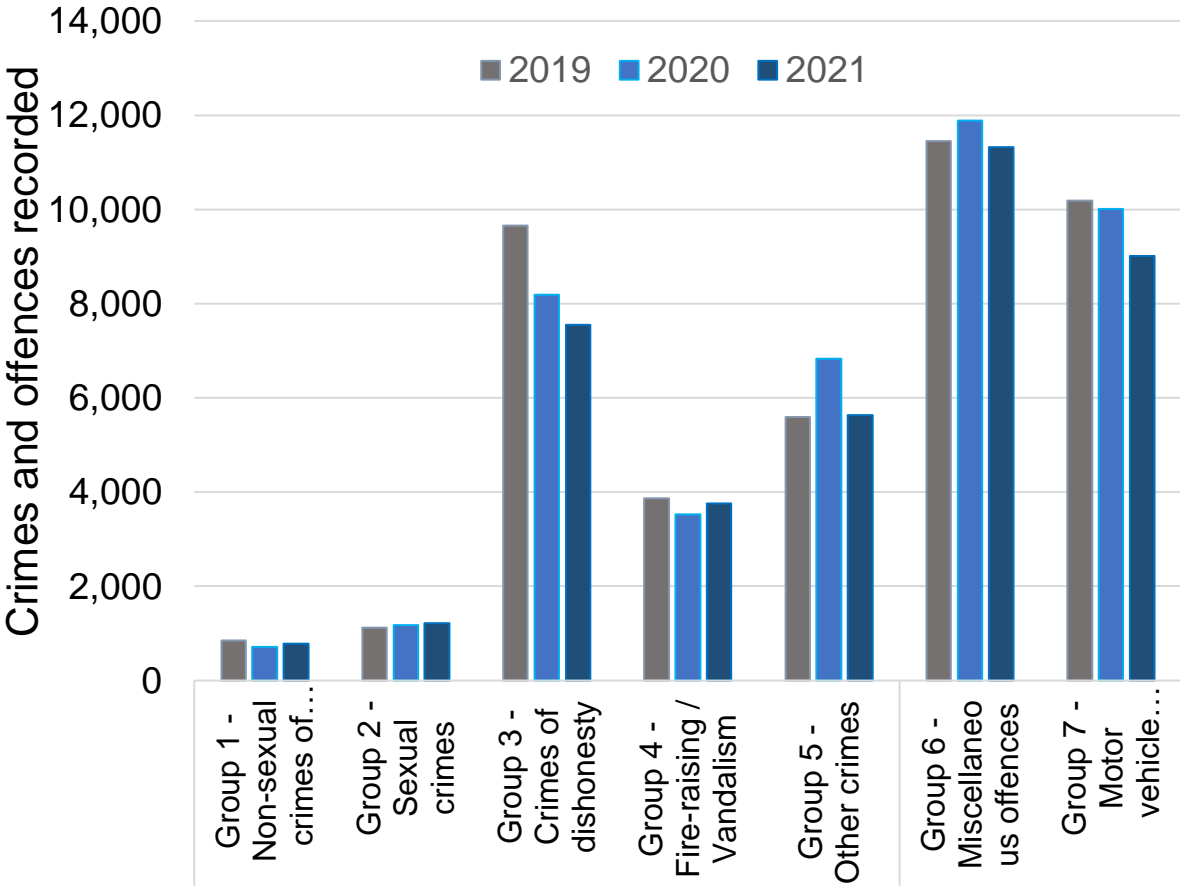
Non-sexual crimes of violence were 9% higher compared to June 2020 (increasing from 722 to 786 crimes), but 8% lower compared to June 2019 (decreasing from 851 crimes). Within this, Attempted murder and serious assault increased by 19% compared to June 2020 (from 294 to 350). Other violence increased by 33% compared to June 2020 (from 139 to 185) and also increased by 53% from June 2019 (from 121 to 185).

Sexual crimes were 3% higher (or 31 crimes) compared to last June, increasing from 1,184 to 1,215 crimes. This was also 8% higher than in June 2019 (increasing from 1,123 crimes). Sexual assault saw the largest increase since June 2020, increasing by 22% (from 338 to 414). However, this was 3% lower than in June 2019. Rape and attempted rape increased by 20% compared to June 2020, from 194 to 232 crimes: this was also a 13% increase compared to June 2019 (from 205 to 232 crimes).

Fire raising, vandalism etc. was 7% higher (or 236 crimes) than in June 2020, but 3% lower than in June 2019.

Crimes of dishonesty were 8% lower (or 630 crimes) compared to June 2020, decreasing from 8,184 to 7,554 crimes. This was also 22% lower than in June 2019 (decreasing from 9,655 crimes). Crimes of Fraud have increased throughout the pandemic, however there has been a 13% decrease since June 2020 (from 1,542 to 1,342).

The following chart shows a breakdown of the crime and offence groups, comparing June 2019, 2020 and 2021



Note: each category shows columns from left to right for June 2019, 2020 and 2021

The biggest drivers of the decrease from June 2020 to June 2021 were Drugs and Crimes against public justice.

The biggest drivers of the 7% decrease over this period were:

Drugs

- ↓ 25% (or 891 crimes)
- ↓ 13% (or 398 crimes) compared to June 2019

Crimes against public justice

- ↓ 12% (or 271 crimes)
- ↑ 25% (or 399 crimes) compared to June 2019

The biggest increases from June 2020 to June 2021 (by volume) were:

Vandalism etc.

- ↑ 6% (or 213 crimes)
- ↓ 4% (or 133 crimes) compared to June 2019

Shoplifting

- ↑ 7% (or 110 crimes)
- ↓ 37% (or 1,050 crimes) compared to June 2019

Further Information: The data in this section comes from the monthly Official Statistics on crimes and offences recorded by the police in Scotland during the COVID-19 pandemic. For more information, please see [Recorded Crime in Scotland: June 2021](#).

Coronavirus legislation intervention activity

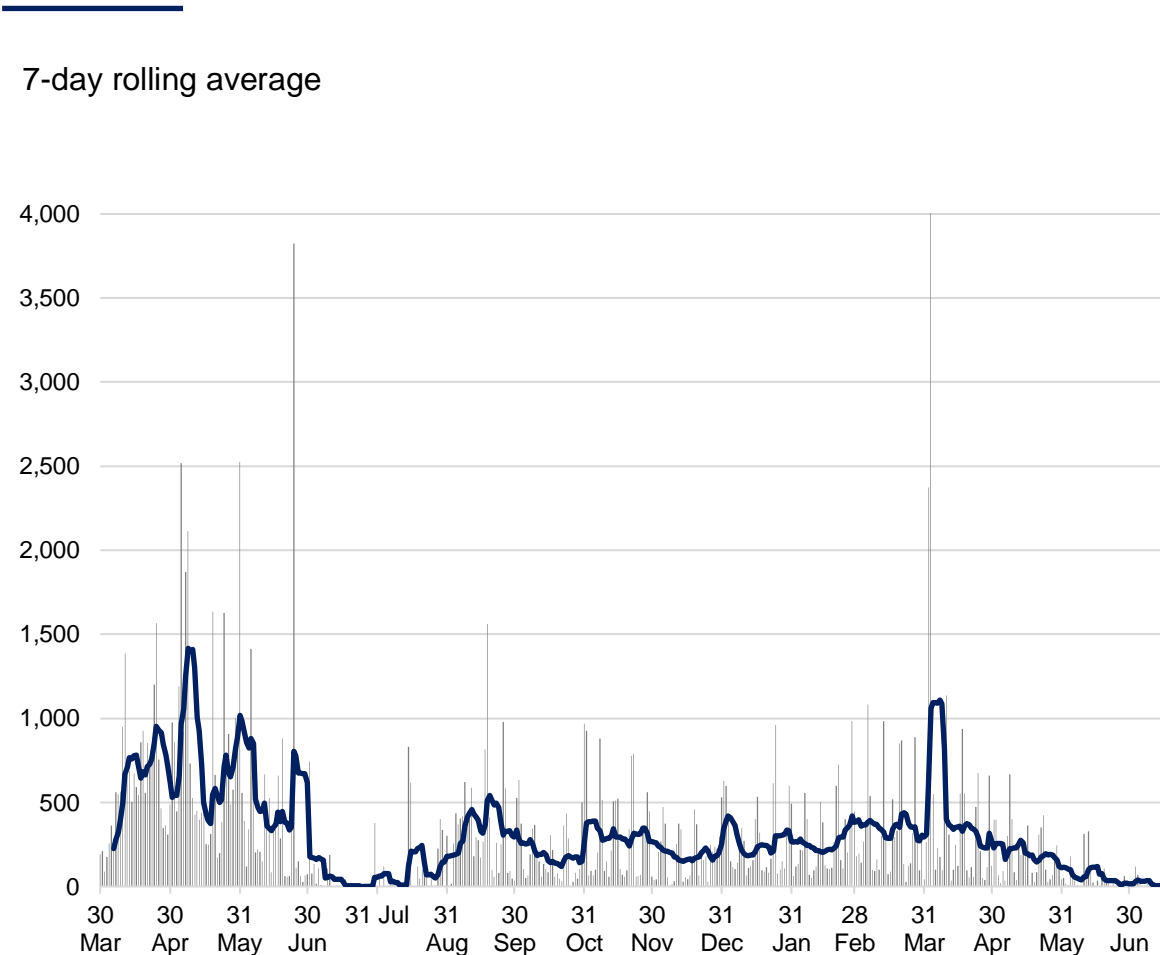
This information is drawn from Police Scotland’s ‘Coronavirus Interventions’ application, which relies on manual input from Police Officers. Due to this manual input, these figures should be viewed as indicative only.

This system currently provides the broadest picture of the differing levels of co-operation experienced by Police across Scotland.

The use of interventions decreased in June 2021. This may primarily be due to the lifting of restrictions.

Total use of interventions decreased by 74% (or 4,359 interventions) since the previous month.

Chart: Number of interventions (including 7-day rolling average)



COVID-19 Intervention Activity in June 2021

In June, 93% of interventions made were dispersals. This is a higher percentage than in the previous month (79% in May).

Chart: Monthly COVID-19 interventions

1,529 interventions in June



22% of interventions were dispersals but only when instructed (341)

61% of interventions were dispersals when informed (937)

Of the remaining 17% of interventions:

- 147 were dispersed using reasonable force
- 100 were issued a Fixed Penalty Notice (FPN)
- 4 were arrested

Further Information:

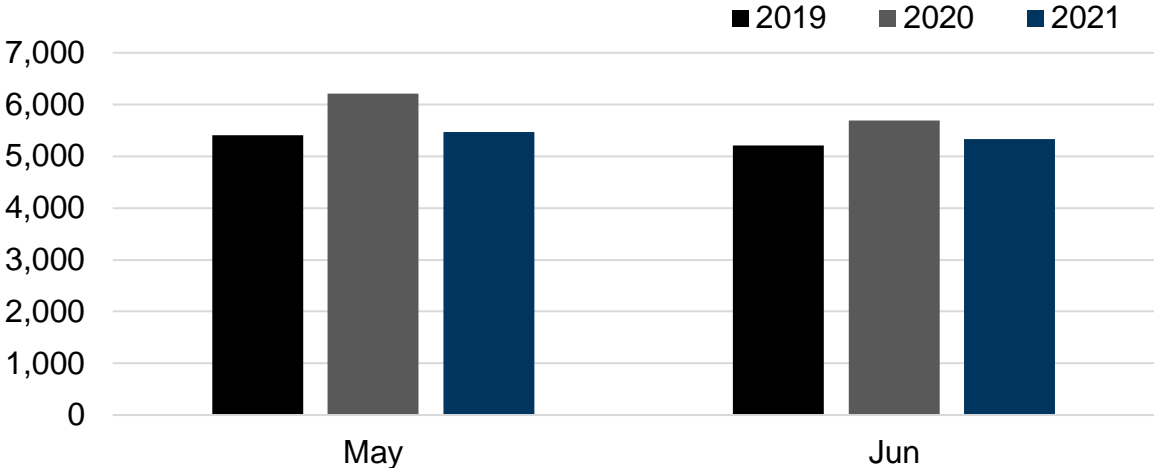
A full breakdown of interventions is available from Police Scotland:
<https://www.scotland.police.uk/about-us/covid-19-police-scotland-response/enforcement-and-response-data/>

Police Recorded Domestic Abuse Incidents

The number of Domestic Abuse incidents recorded in June 2021 was lower than the level seen in June 2020, but higher than June 2019.

These updates (including the proportion with a crime or offence) will be reflected in future editions of the Official Statistics on [Domestic Abuse in Scotland](#). The most recent edition covers the 2019-20 reporting year.

Chart: Number of domestic abuse incidents recorded in June 2019, 2020 and 2021



In June 2021:

5,331 Domestic incidents recorded	↓	Down 6% since June 2020 (5,691 incidents)	↑	Up 2% since June 2019 (5,207 incidents)
--------------------------------------	---	---	---	---

In April to June 2021:

15,749 Domestic incidents recorded	↓	Down 9% since the same months in 2020 (17,252 incidents)	↓	Down 1% since the same months in 2019 (15,852 incidents)
---------------------------------------	---	---	---	---

The proportion of April to June 2021 incidents that included the recording of at least one crime or offence was 42.5%. [Police Scotland's Management Information Report](#) suggests an equivalent figure of 42.4% for 2020-21.

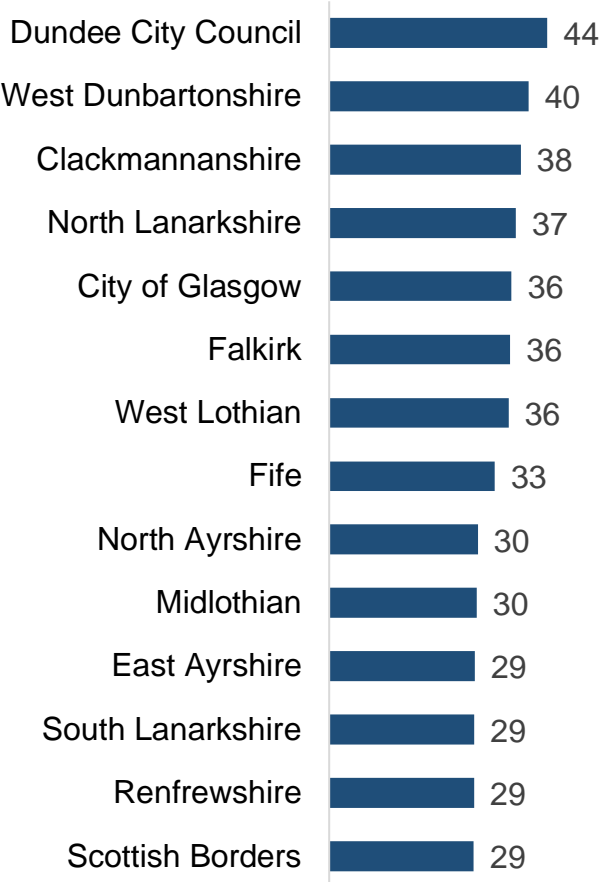
In addition to the above, separate figures on crimes recorded under the Domestic Abuse (Scotland) Act 2018 are available from the Recorded Crime in Scotland monthly Official Statistics. There were 120 such crimes recorded by the police in June 2021, this is 2% lower than June 2020 (123 crimes) and 15% lower than June 2019 (147 crimes).

Police Recorded Domestic Abuse Incidents per 10,000 population

Across Scotland as a whole, the police recorded 29 domestic abuse incidents per 10,000 population during April to June 2021.

The local authorities with the highest rates were Dundee City Council (44), West Dunbartonshire (40) and Clackmannanshire (38).

The following chart shows local authorities with rates above the national average.



The following map shows local authorities with above the national average (in a darker shading) of Domestic Abuse incidents per 10,000 population, April to June 2021.



Further Information:

The crime data in this section comes from the monthly Official Statistics on crimes and offences recorded by the police in Scotland during the COVID-19 pandemic.

For more information, please see [Recorded Crime in Scotland: June 2021](#)

Crown Office and Procurator Fiscal Service (COPFS)

Reports received by COPFS

After a crime is classified and a suspect charged, police send a report to the Crown Office Procurator Fiscal Service (COPFS).

Total reports received by COPFS have remained just below pre-pandemic levels since March 2021.

- The total number of reports received by COPFS decreased substantially at the beginning of lockdown. Numbers increased to pre-pandemic levels before a substantial decrease in February 2021. Reports in March recovered to just under pre-pandemic levels and have remained around that number over the last few months.
- Custody report numbers had returned to 2019-20 levels but decreased from August and are now around two-thirds of 19-20 average levels.
- Undertaking report numbers remain higher than 2019-20 levels and were at their highest level since the pandemic started (almost twice the 19-20 average) in June 2021.

Chart: All reports received by COPFS (bars – monthly count April 2020 to June 2021, dashed line 19-20 average)

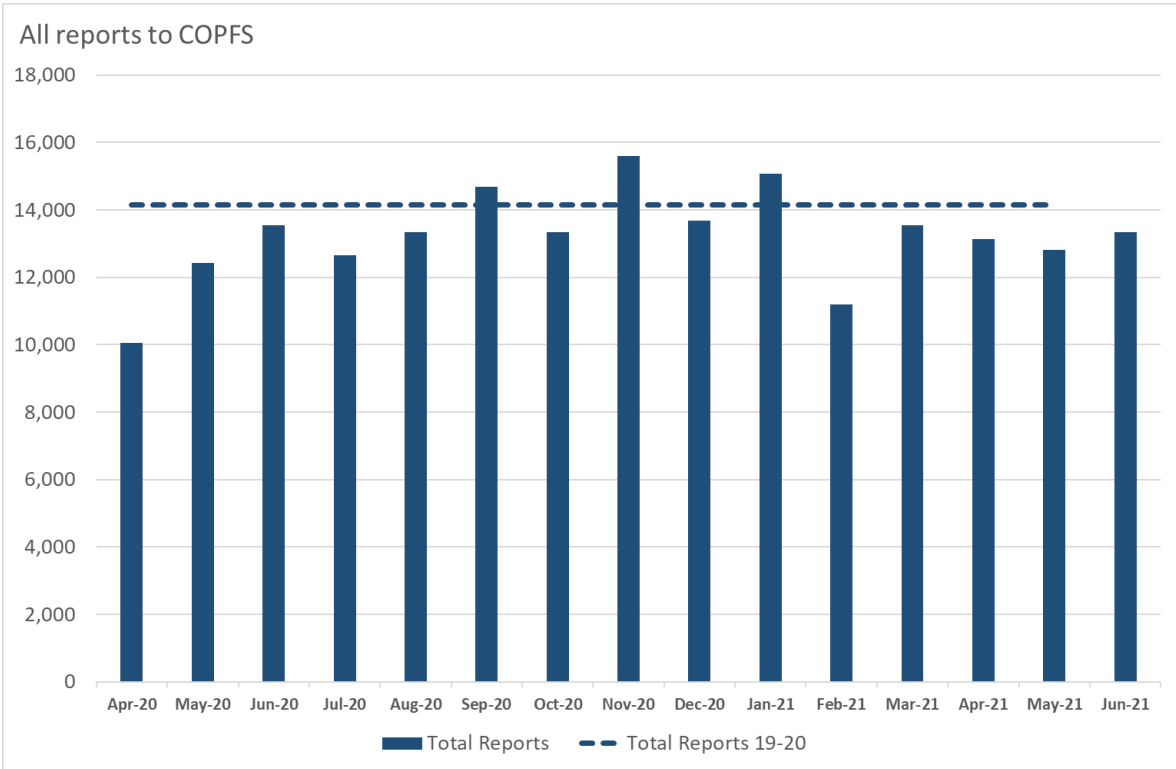


Chart: Custody reports received by COPFS (bars – monthly count April 2020 to June 2021, dashed line 19-20 average)

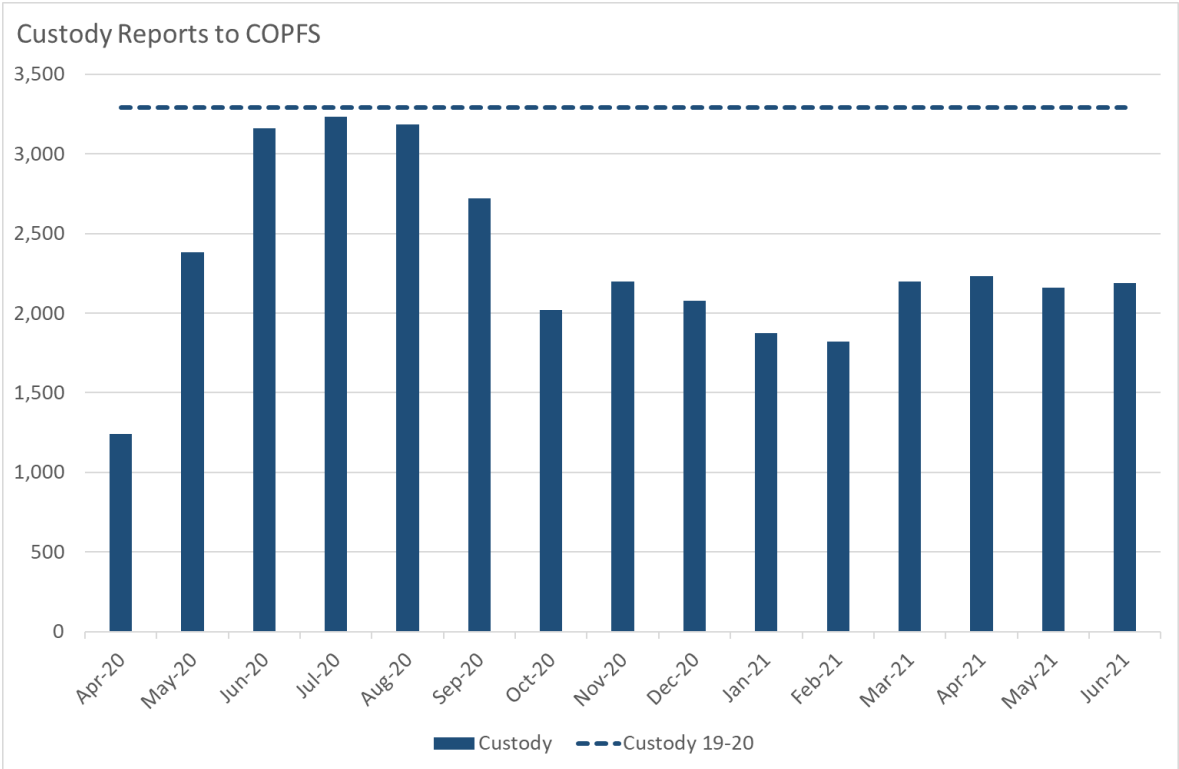
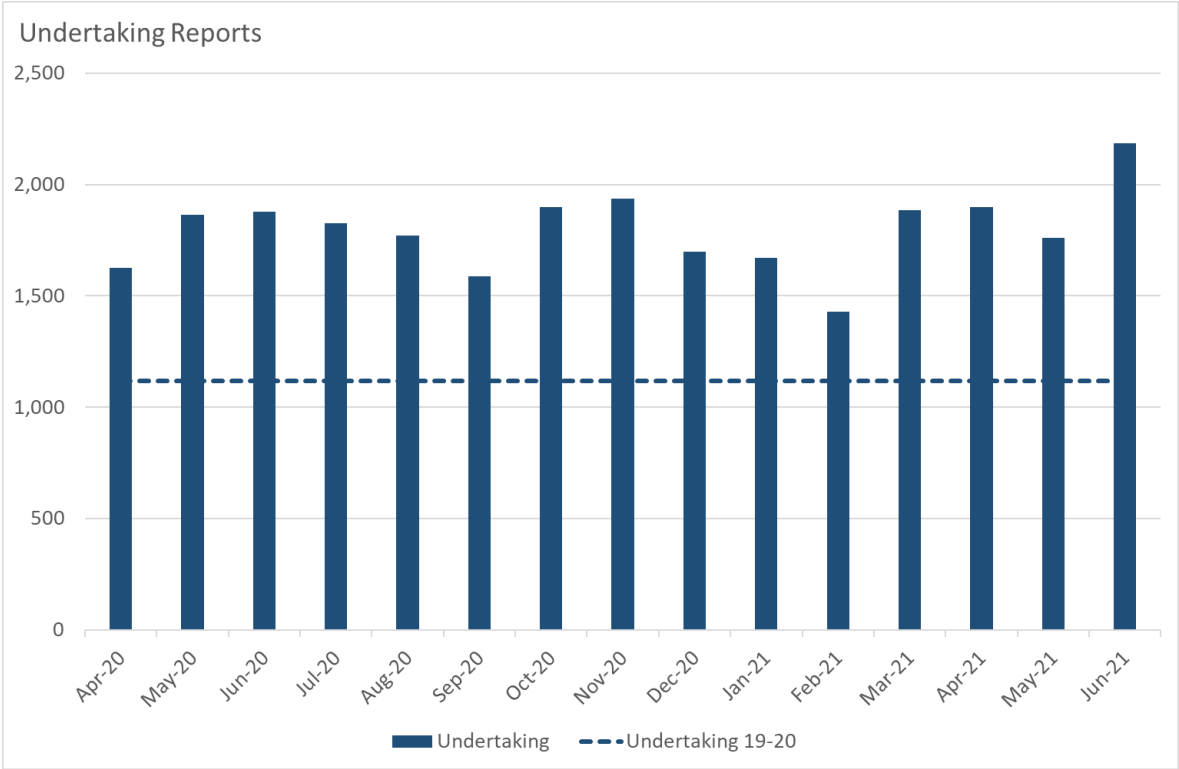


Chart: Undertaking reports received by COPFS (bars – monthly count April 2020 to June 2021, dashed line 19-20 average)

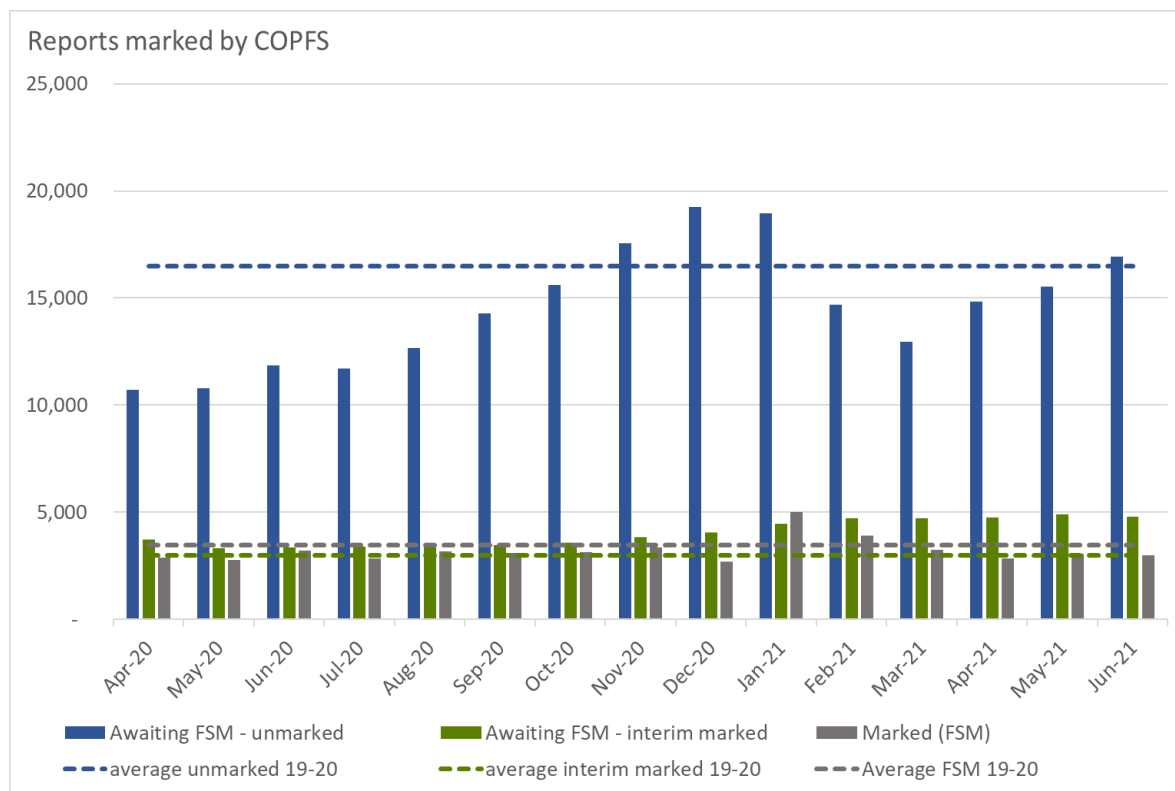


First substantive marking

When COPFS receive a report that someone has committed a crime the prosecutor must decide whether and what action to take. This is recorded on the case as a “marking”. If a decision cannot be taken immediately, an interim marking may be recorded. When a substantive decision is reached a First Substantive Marking (FSM) is recorded, to indicate how the prosecutor has decided to proceed.

The number of accused given a FSM by COPFS remains below pre-pandemic levels. The number of reports awaiting marking has been increasing in recent months and now sits above 19-20 average levels. The number of reports with an interim marking has been above 19-20 average levels throughout 2020 and into 2021.

Chart: Marking status of COPFS reports (bars – monthly count April 2020 to June 2021, dashed lines 19-20 average)



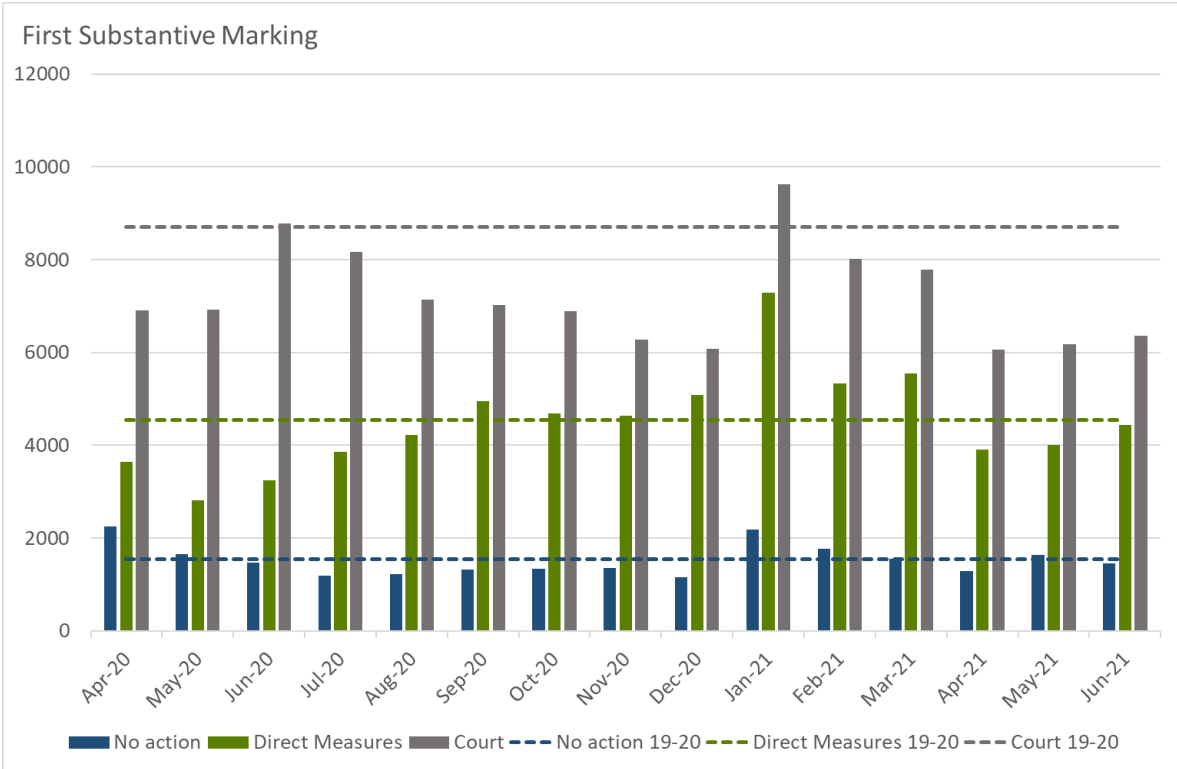
Summary of COPFS First Substantive Markings

There are 3 types of marking decision available to COPFS:

- No Action
- Direct Measures
- Court proceedings

Following an increase in all marking types in January 2021, numbers of markings subsequently decreased. Markings for No Action remain around pre-pandemic levels, markings for Direct Measures have increased to just under pre-pandemic levels and markings for court have been increasing but remain well below pre-pandemic levels.

Chart: First Substantive Marking (bars – monthly count April 2020 to June 2021, dashed lines 19-20 average)



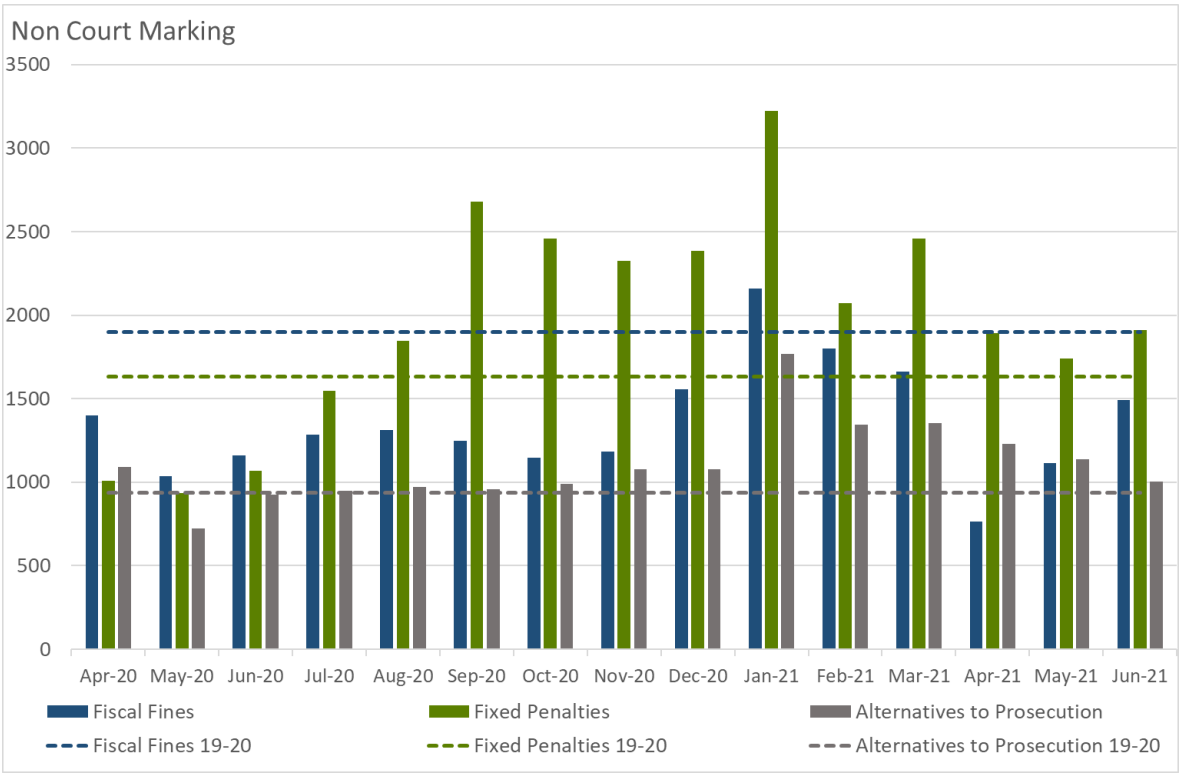
Subjects marked for Direct Measure

Alternatives to court include diversion, fiscal fines, fixed penalties, community and work orders. Fiscal fine limits were increased as part of the Coronavirus (Scotland) Act 2020.

In January 2021, for the first time in 2020-21, the numbers of subjects receiving a Fiscal Fine increased to above 19-20 average levels (dotted lines). Numbers have decreased in subsequent months and fell to less than half the 19-20 average in April 2021 before increasing again in May and June 2021.

The number of subjects given Fiscal fixed penalties increased from May 2020, and remained above 19-20 average levels throughout the end of 2020. Numbers increased to almost double 19-20 average levels in January 2021 before decreasing again but remaining above pre-pandemic levels.

Chart: Subjects marked for direct measures (bars – monthly count April 2020 to June 2021, dashed lines 19-20 average)



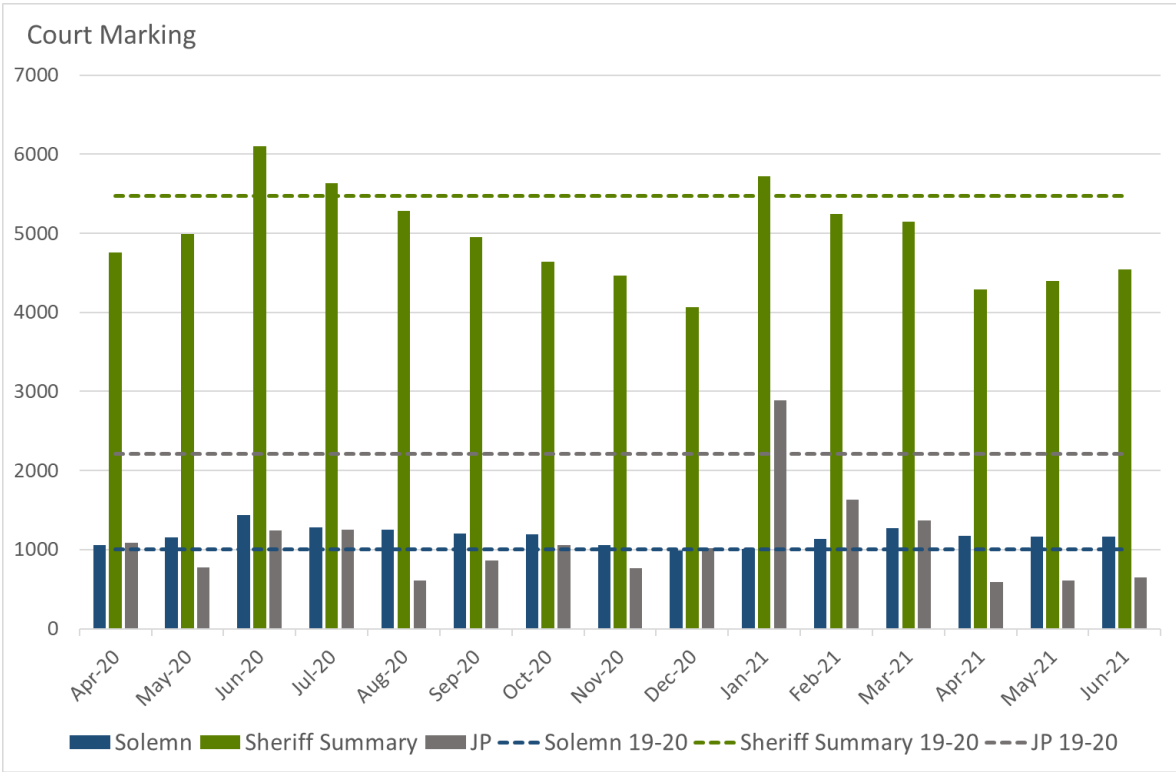
Subjects marked for court

The type of court proceedings appropriate for a case depends on the nature of the crimes or offences involved. The most serious crimes are marked for solemn proceedings, whilst less serious crimes and offences will be marked for Sheriff Summary or JP courts.

The number of people marked for proceedings in:

- Solemn court (High Court or Sheriff & Jury) has been at or above 19-20 average levels since April 2020.
- Sheriff Summary court have, on the whole, remained below pre pandemic levels since April 2020. In June 2021, numbers were around 80% of the 19-20 average.
- Markings for JP court have remained well below the 19-20 average.

Chart: Subjects marked for court (bars – monthly count April 2020 to June 2021, dashed lines 19-20 average)



Fatal Accident Inquiries (as of 01 July 2021)

FAIs with scheduled court dates 31
 FAIs with First Notice lodged, awaiting court dates: 2

Source:
 Data in this section has come from COPFS Internal Management Information System.

Scottish Courts & Tribunal Service (SCTS)

SCTS Update

JP courts resumed on 7th June 2021. The data presented in this report cover the first few weeks of resumed JP court business.

Criminal Registered & Scheduled Trials

Since the initial lockdown in March 2020, there have been 98,210 criminal registrations in the courts. 497 of these registrations have been COVID-19 related (0.5%).

In June 2021, almost all types of court registration remained lower than 2019-20 averages. Solemn sheriff court registrations appear to be returning to pre-pandemic levels:

- Indictments registered in the High Court were 33% lower than the 19-20 average.
- Indictments registered in the Sheriff court (solemn cases) were 4% above the 19-20 average.
- Complaints (summary cases) registered in the Sheriff Court were 17% lower than the 19-20 average.
- Complaints registered in the JP court were 26% lower than the 19-20 average.

Cases Registered	19-20 monthly average	June 2021	Change from 19-20 monthly average	Outstanding trials March 2020	Outstanding trials June 2021
Indictments					
High Court	85	57	-28 (-33%)	390	313
Sheriff Court	454	471	+17 (+4%)	497	1,595
Complaints					
Sheriff Court	5,478	4,544	-934 (-17%)	13,971	33,598
JP Court	2,799	2,064	-735 (-26%)	3,497	6,945

At the end of May 2021 there were 42,451 trials outstanding. This compares to 18,355 at the end of 2019-20. In addition, SCTS have forecast that there are another 6,542 cases in the system which are likely to come to trial but have not yet had a trial date set (see SCTS published monthly criminal statistics for more detail - <https://www.scotcourts.gov.uk/official-statistics>).

Criminal Disposals

In June 2021 there were 5,845 disposals (excluding secondary disposals and the 'other' disposal category) from Scotland's courts. This is 80% of the 19-20 monthly average of 7,278 and 29% higher than May 2021.

Between April 2020 and June 2021 there were 46,349 (42%) fewer disposals than would have been expected based on 19-20 average figures. Over this time period, there have been 34% fewer custodial sentences and 45% fewer community disposals imposed by the courts than might have been expected.

To:	Monthly average	June	Change	Estimated*	Actual	
30 June 2021	2019-20	2021	%	April 2020 – June 2021	April 2020 – June 2021	Change %
Imprisonment	1,011	802	-21%	15,164	9,944	-34%
Community Disposal (CPO & DTTO)	1,384	1,091	-21%	20,756	11,375	-45%
Restriction of Liberty Order	296	286	-3%	4,445	3,574	-20%
Fine etc.	3,106	2,464	-21%	46,585	23,269	-50%
Admonished/ Discharged	1,481	1,202	-19%	22,219	14,658	-34%

* based on 19-20 monthly average disposals

Disposals from court at any point in time are related both to the volume of business coming into courts and the length of time it takes that business to proceed through the court system. Therefore, changes in crime levels or the ability of courts to function in the usual way may have associated impacts on disposals.

Further Information: Latest SCTS published official statistics can be found here:

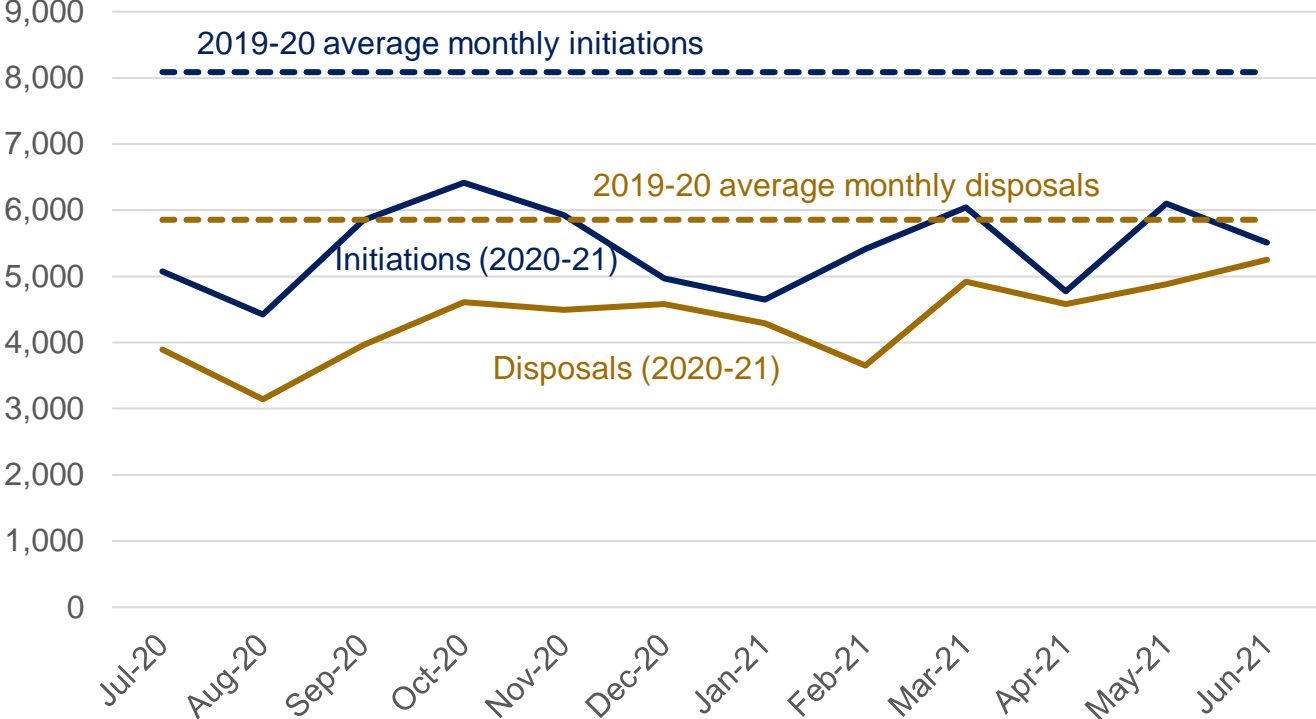
<https://scotcourts.gov.uk/official-statistics>

Sheriff Court Civil Case Volumes

Initiations and disposals

Initiations in the Sheriff Civil Courts remain lower than the 2019-20 typical levels, while disposals have almost returned to 2019-20 levels (see dotted lines). In June there was a increase in disposals, while initiations decreased from the previous month.

Chart: Initiations and disposals



Sheriff Court cases by procedure

Initiated case numbers for ordinary cause and simple procedure are returning to 2019-20 monthly average levels, with month to month variation, but both decreased from the previous month. Summary cause is much lower than 2019-20 levels, and also decreased from the previous month in line with overall initiations. Small claims have largely been replaced by simple procedure.

Likewise, disposed cases for ordinary cause and simple procedure are returning to 2019-20 levels. Ordinary cause disposals increased in line with overall disposals, but simple procedure decreased. Summary cause disposals are returning to 2019-20 monthly average levels, and have increased steadily since March 2021.





Summary cause figures are heavily influenced by the emergency legislation which protected tenants during the pandemic, brought into force in April 2020 as part of [Coronavirus \(Scotland\) Act 2020](#). The provisions of the Act expired on 30 March 2021.

Procedures	Feb-21	Mar-21	Apr-21	May-21	Jun-21	2019/20 monthly average
Initiated						
Ordinary cause	1,577	2,161	1,676	1,838	1,796	1,928
Summary cause	209	228	181	274	266	1,132
Small claim	0	1	0	0	0	2
Simple procedure	2,181	1,823	1,369	2,311	1,680	2,695
Total initiated	3,967	4,213	3,226	4,423	3,742	5,758
Disposed						
Ordinary cause	1,047	1,428	1,254	1,374	1,638	1,445
Summary cause	284	644	724	794	848	1,096
Small claim	2	4	0	0	26	5
Simple procedure	1,754	2,148	2,000	2,079	1,928	2,306
Total disposed	3,087	4,224	3,978	4,247	4,440	4,852

1. Figures exclude summary applications.
2. Figures for initiations and disposals do not necessarily refer to the same cases.
3. Excludes Sheriff Personal Injury Court.

Focus on case types

- The case types presented below show gradual return to 2019-20 levels of initiation, with some month to month variation. Family cases in June nearly matched the 2019-20 average levels while the other case types shown are much lower.
- There was an increase in disposals for the second month in a row. For the case types presented below, all but Debt have increased from the previous month.

Initiated Cases (June 21)			Disposed Cases (June 21)	
June 2021	Change from 19-20	Case Type	June 2021	Change from 19-20
1,016	96% of 19-20 average month (1,055 cases)	 Family	1,043	115% of 19-20 average month (910 cases)
387	64% of 19-20 average month (602 cases)	 Children's Referrals	144	55% of 19-20 average month (260 cases)
2,001	69% of 19-20 average month (2,883 cases)	 Debt	2,214	94% of 19-20 average month (2,368 cases)
248	62% of 19-20 average month (402 cases)	 Personal Injury	224	73% of 19-20 average month (306 cases)

Further Information:

Latest published Civil Justice Statistics can be found here:

<https://www.gov.scot/publications/civil-justice-statistics-scotland-2019-20/>

Prisons

Prison population

While the overall prison population is lower than pre-pandemic levels, the number of people held on remand remains at a historic high. The changing levels across groups that are required by law to be housed separately – like those on remand – pose new difficulties in the management of the prison population.

In June 2021 (up until the morning of 1st July):

- the population increased by 102 to 7,502 and has now returned to January 2021 levels
- 1,985 were on remand: 1,679 (22%) untried & 306 (4%) awaiting sentence
- 62% of arrivals were untried (580 of 932), and 19% awaiting sentence (179)

During the pandemic, growth in the prison population was largely driven by growth in the remand population. However, the prison population rose in June 2021 while remand population remained relatively static. This is likely an effect of increasing court activity following the easing of public health restrictions.

Chart: Total prison population

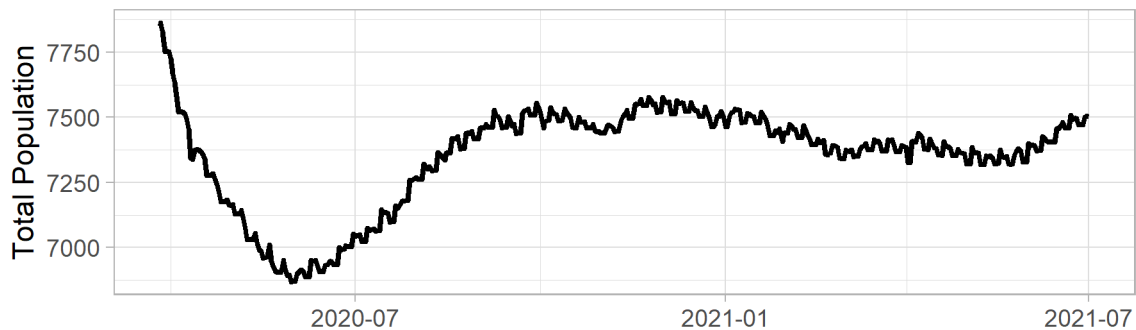
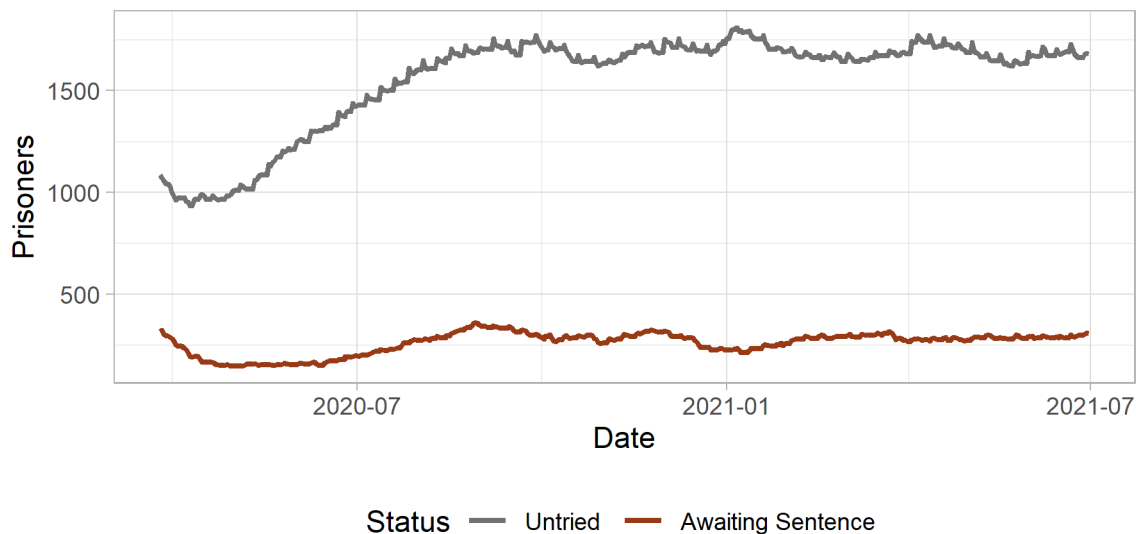


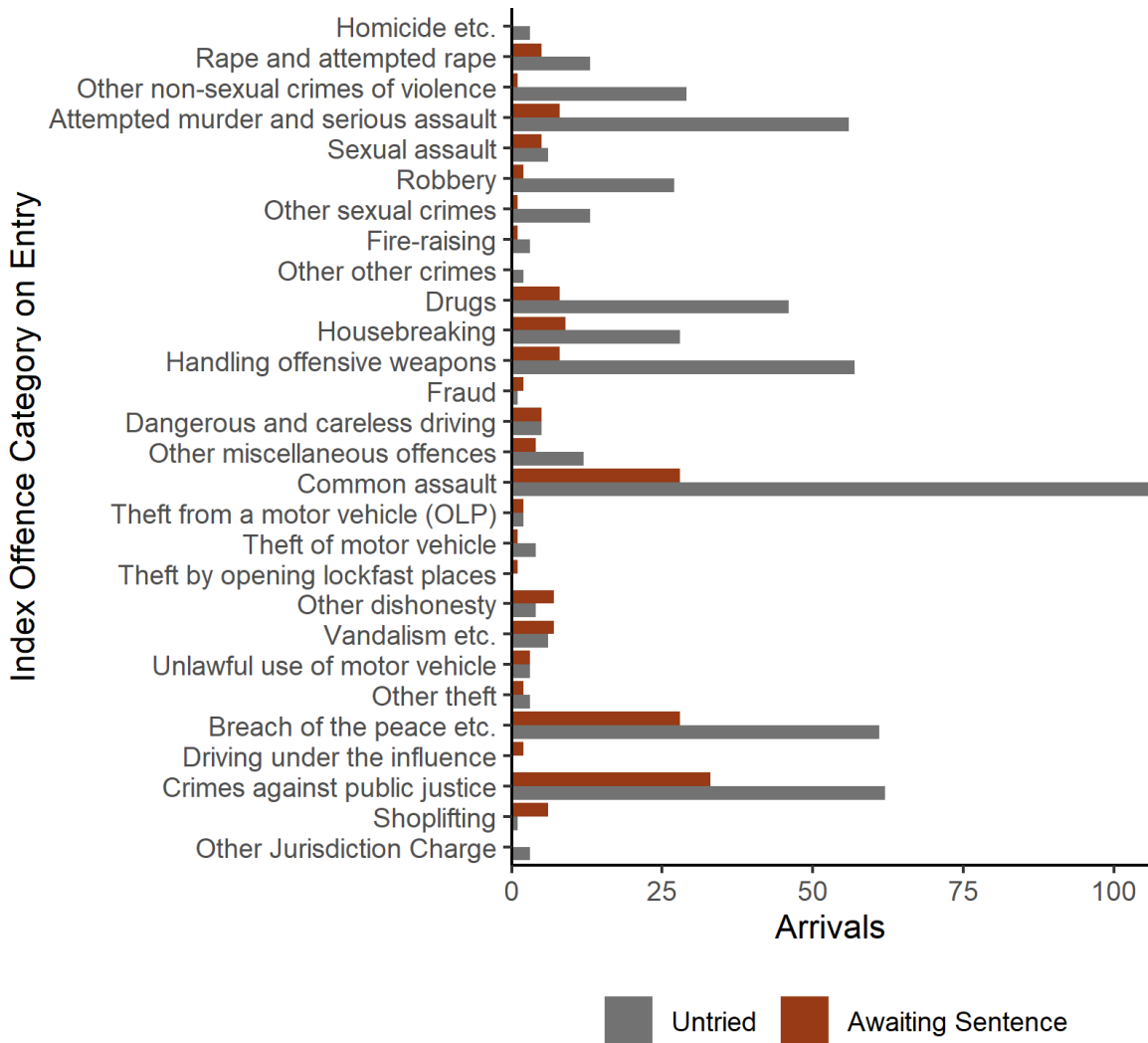
Chart: Remand population



Remand Arrival Offences

There were 735 un-sentenced arrivals to prison with known offence types in June, awaiting trial or sentence for the following alleged offences

Chart: Index offence category on entry of un-sentenced arrivals



Note: Double-counting may occur where an individual is absent from prison for a night in the week and then returns. Where an individual has multiple alleged offence types, the offence towards the top of the list in the chart is used as the index offence.

Further Information:

Latest published annual prison population statistics can be found here:

<https://www.gov.scot/publications/scottish-prison-population-statistics-legal-status-2019-20/>

Sources and Further Information

Sources and further information

The information presented in this pack are compiled from a range of sources – including Official Statistics, management information published by partner bodies, and more recent analysis of administrative data. These are combined to provide users with a summary of the latest impacts of the COVID-19 pandemic on Scotland.

It should be noted that where information has come from non-Official Statistics sources, it will be provisional in nature and may be subject to future revision. It's inclusion at this stage is to provide users with more timely and detailed information on how the pandemic has affected different parts of Scotland's Justice system. As such this should be seen as providing a broadly indicative summary – rather than a precise measure of activity.

In due course and as standard practice, many of these measures will be reflected in the associated annual Official Statistics. Links to these related products are provided below, along with management information published by partner organisations.

Police activity:

- Monthly [Recorded Crime in Scotland](#) Bulletin. This contains Official Statistics on crimes and offences recorded by the police in Scotland.
- [Domestic Abuse Statistics: 2019-20](#) Official statistics on domestic abuse in Scotland.
- Quarterly [Police Scotland Management Information](#) reports. These contain the number of domestic abuse incidents recorded by the police in Scotland and the proportion of these incidents that resulted in the recording of a crime or offence.
- Police Scotland [Enforcement and Response Data](#). Includes data on enforcement activity and demands on policing. As this is drawn from management information it is subject to change.

Courts and prisons data:

- Annual [Civil Justice Statistics Bulletin](#). This contains Official Statistics on civil justice and court reform as recorded by the Scottish Courts and Tribunals Service (SCTS).
- [Scottish Prison Population Statistics, 2019-20](#). Experimental statistics on Scottish prison populations, exploring population levels and composition and change over time.
- [SCTS Official Statistics](#). Includes quarterly data on fines, financial penalty collection rates, and criminal court activity in Scotland.

Correspondence and enquiries

For enquiries about this publication please contact:

Justice Analytical Services,

e-mail: Justice_Analysts@gov.scot

If you would like to be consulted about statistical collections or receive notification of publications, please register your interest at

<https://www.gov.scot/publications/scotstat-register-guidance/>

Details of forthcoming publications can be found at www.gov.scot/statistics

Crown Copyright

You may use or re-use this information (not including logos) free of charge in any format or medium, under the terms of the Open Government Licence. See:

www.nationalarchives.gov.uk/doc/open-government-licence/



Scottish Government
Riaghaltas na h-Alba
gov.scot

© Crown copyright 2021

OGL

This publication is licensed under the terms of the Open Government Licence v3.0 except where otherwise stated. To view this licence, visit nationalarchives.gov.uk/doc/open-government-licence/version/3 or write to the Information Policy Team, The National Archives, Kew, London TW9 4DU, or email: psi@nationalarchives.gsi.gov.uk.

Where we have identified any third party copyright information you will need to obtain permission from the copyright holders concerned.

This publication is available at www.gov.scot

Any enquiries regarding this publication should be sent to us at

The Scottish Government
St Andrew's House
Edinburgh
EH1 3DG

ISBN: 978-1-80201-216-3 (web only)

Published by The Scottish Government, July 2021

Produced for The Scottish Government by APS Group Scotland, 21 Tennant Street, Edinburgh EH6 5NA
PPDAS901186 (07/21)

W W W . g o v . s c o t