

Scotland's GDP 2020, Quarter 3


First Estimate


16 December 2020

This is the first estimate of Scotland's Gross Domestic Product (GDP) for 2020 Quarter 3 (July to September). The next monthly estimate of Scotland's GDP will be published on 18 December at gov.scot/gdp.

The coronavirus pandemic has led to a number of challenges in collecting the data to calculate GDP (as [summarised by the ONS](#)). As a result, GDP estimates for this quarter are subject to more uncertainty than usual and may be more prone to revision over time.

Headline results

 Scotland's GDP grew by 16.0% in real terms during the third quarter of 2020, as lockdown measures were eased. Over the same period, GDP in the UK as a whole grew by 15.5%.

 Compared to the same quarter last year, Scotland's GDP fell by -9.5%. Over the same period, the UK as a whole fell by -9.6%.



The largest single contribution to change this quarter came from growth in Distribution, Hotels & Catering (within Services), but there was growth across all industries.

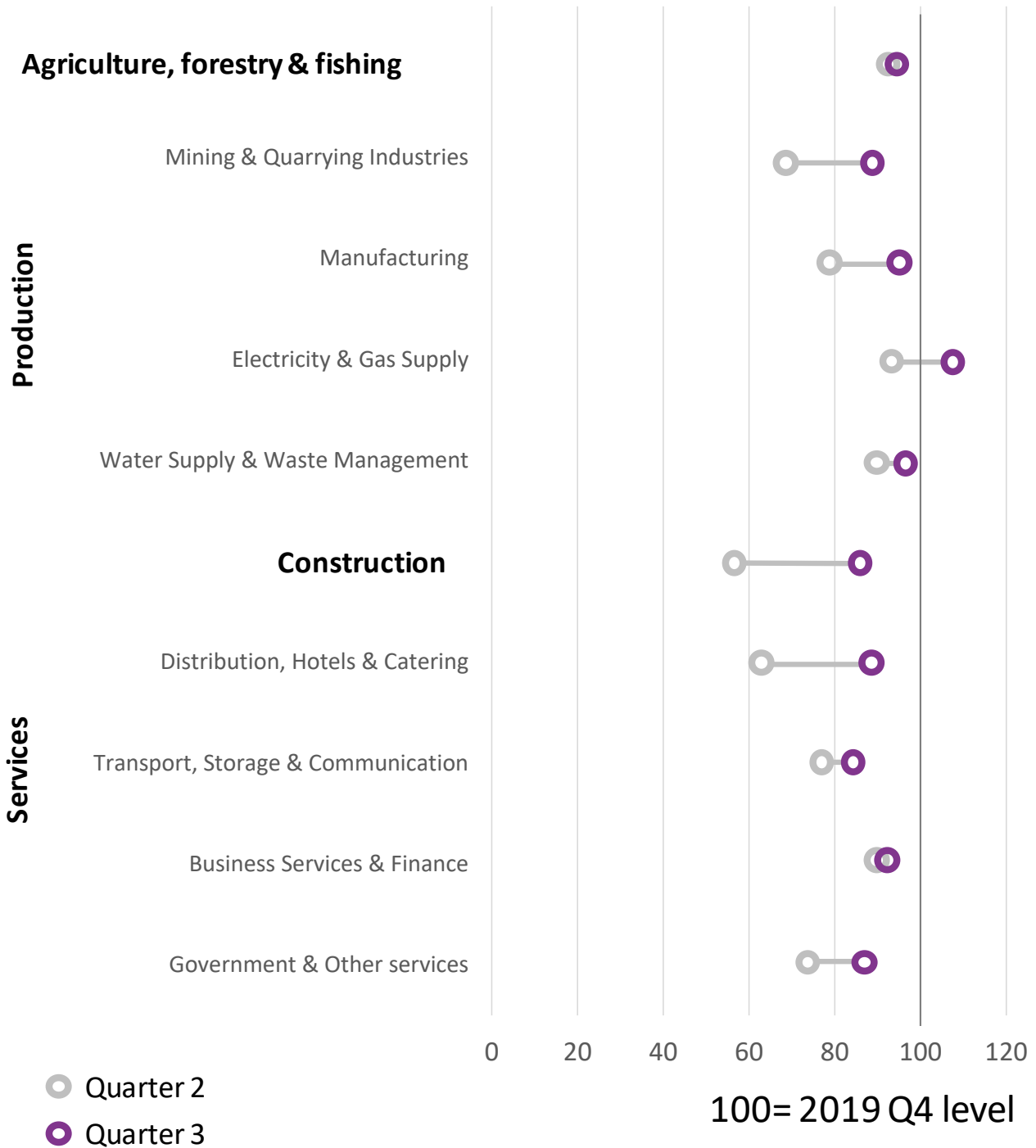
What's in the first estimate of GDP?

The first estimate of GDP covers the output approach to GDP and reports on:

- **Real terms** – results have been seasonally adjusted and had the effect of price changes removed to allow for meaningful comparisons over time
- **Onshore economy** – figures do not include the output of offshore oil and gas extraction (which is included in the headline UK figures)
- **Revisions** - Figures for previous quarters are unchanged from those published on 28 October 2020. The GDP Quarterly National Accounts, published on 3 February 2021, will include an updated second estimate of GDP for 2020 Q3 and revisions to previous quarters.

How does growth by sector compare to the end of 2019?

GDP growth (%) compared to Q4 2019 by industry

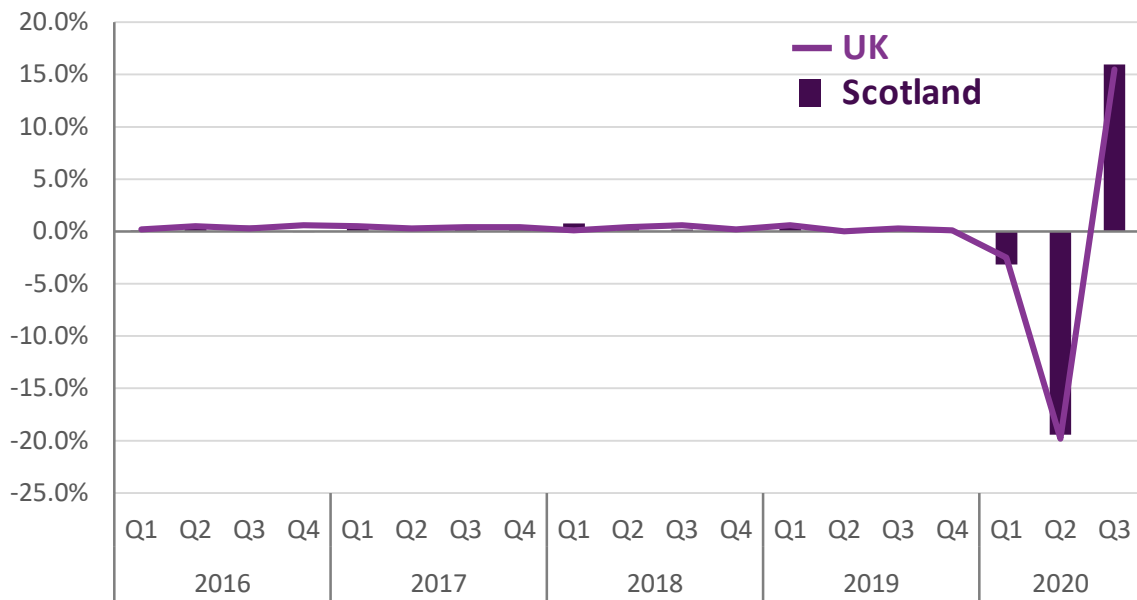


Output in almost all industries fell in 2020 Q2 and rose again in 2020 Q3, as restrictions around COVID-19 were implemented and then eased. Output in all industries other than Electricity & Gas Supply were still lower in Q3 2020 than they has been in 2019 Q4.

Total output: Compared to the previous quarter

Scotland’s GDP in real terms during the third quarter of 2020 grew by 16.0% compared to the previous quarter. Over the same period, total UK GDP grew by 15.5%.

GDP growth compared to last quarter (%)



In the latest quarter, output in the Services sector grew by 13.8%, output in the Production sector grew by 18.6%, and output in the Construction sector grew by 52.0%.

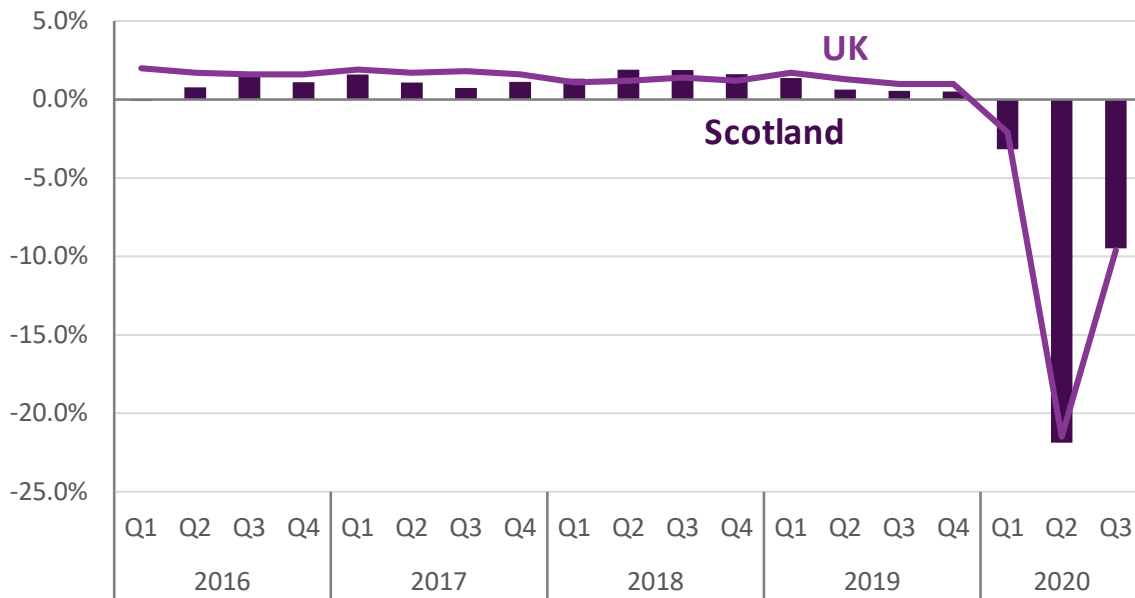
GDP growth compared to last quarter by sector (%)

		2019		2020		
		Q3	Q4	Q1	Q2	Q3
Real terms	Agriculture, forestry & fishing	-0.1	-0.3	-1.6	-6.1	2.8
	Construction	-0.8	-0.4	-2.9	-41.5	52.0
	Production	0.4	-1.7	-3.2	-15.6	18.6
	Services	0.1	0.5	-3.2	-18.9	13.8
	Whole economy	0.1	0.0	-3.2	-19.4	16.0

Total output: Compared to the same quarter last year

Scotland's economy is estimated to have contracted by -9.5% over the year, compared to the third quarter of 2019. Over the same period UK GDP contracted by -9.6%.

GDP growth compared to same quarter last year (%)



Compared to the same quarter last year, Services have fallen by -10.2%, Production has fallen by -4.8%, Construction has fallen by -14.1% and Agriculture, Forestry & Fishing has fallen by -5.2%.

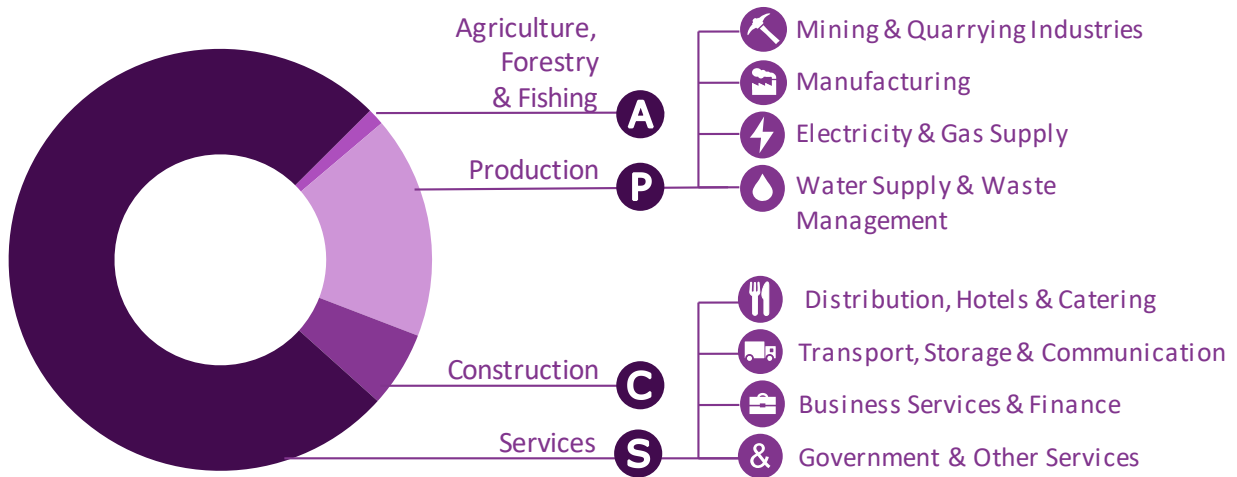
GDP growth compared to the same quarter last year, by sector (%)

		2019		2020		
		Q3	Q4	Q1	Q2	Q3
Real terms	Agriculture, forestry & fishing	2.3	1.3	-0.2	-7.9	-5.2
	Construction	-1.9	-3.2	-6.3	-43.9	-14.1
	Production	-0.1	-0.4	-5.7	-19.4	-4.8
	Services	0.9	1.0	-2.4	-21.0	-10.2
	Whole economy	0.5	0.5	-3.2	-21.9	-9.5

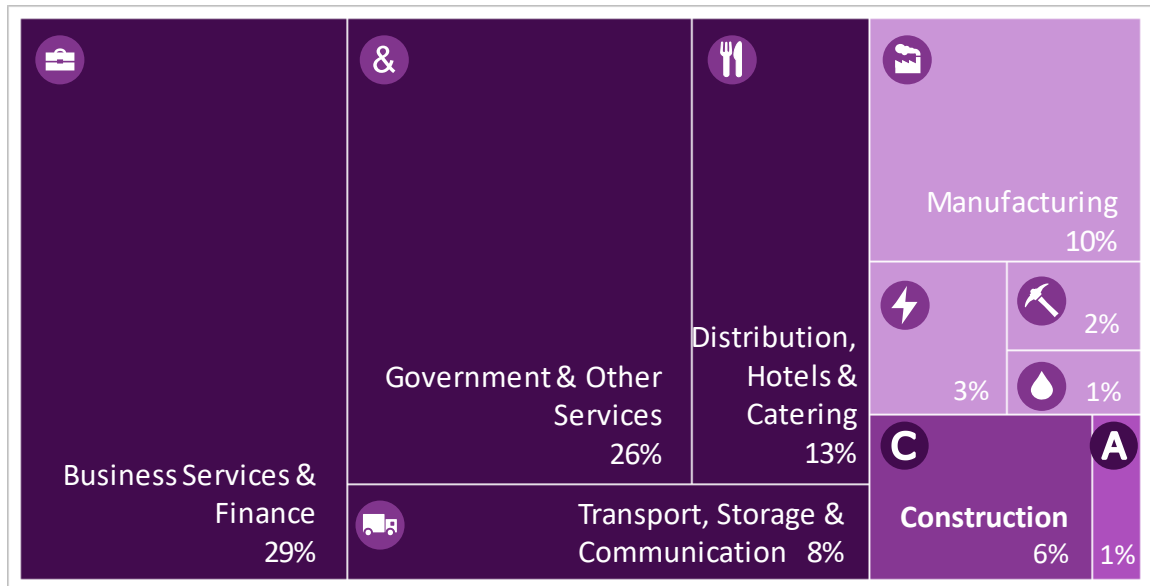
Output: Size of industries

As of 2016, three quarters (76%) of the Scottish economy was accounted for by Services industries. Production industries accounted for 17%, Construction for 6% and Agriculture, Forestry & Fishing for 1%.

Size of high level industries



Size of more detailed industries

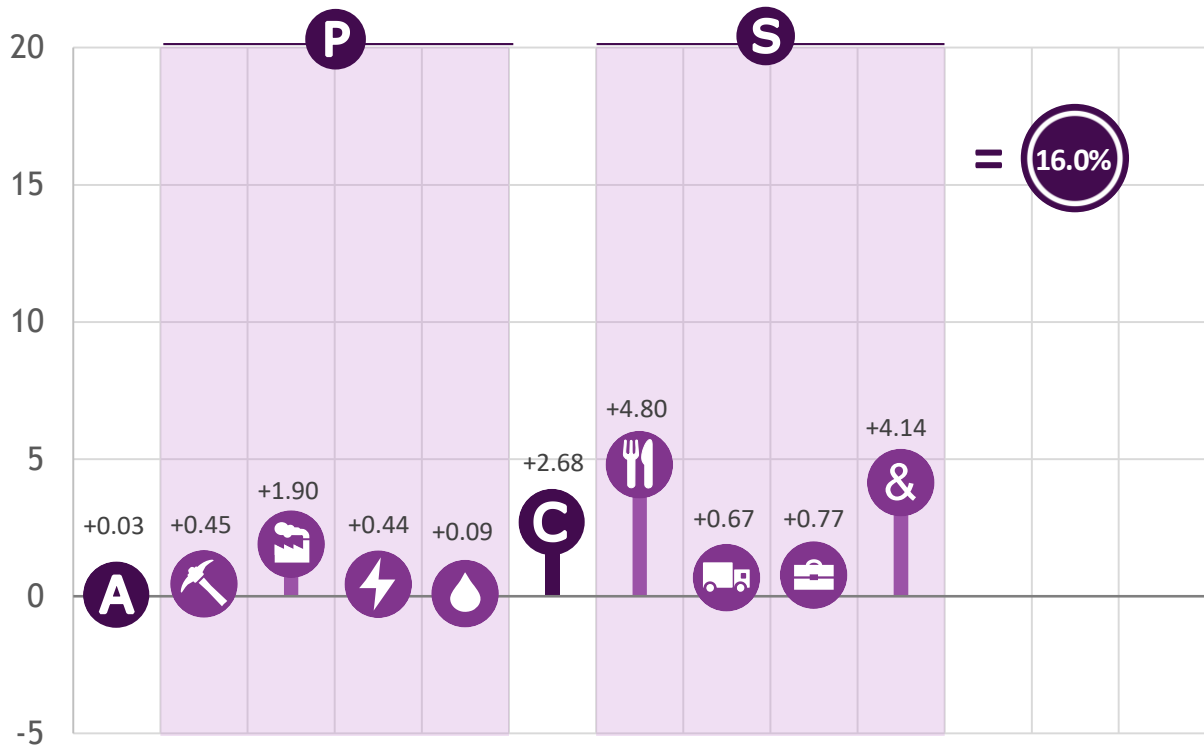


Output: Industry contribution to change

Industries which make up a larger proportion of the economy, or which experience large quarterly changes in output, make the largest contributions to overall GDP change.

The chart below shows the contribution to the headline quarterly GDP figure made from each of the ten sectors of the economy (Services and Production have been broken down into their four sub-categories). If you add the unrounded percentage point contribution of each of the sectors the total is the overall quarterly growth rate of 16.0% (figures below may not sum exactly due to rounding).

Contribution of industries to overall GDP growth of 16.0%



A Agriculture, Forestry & Fishing

P Production

- Mining & Quarrying Industries
- Manufacturing
- Electricity & Gas Supply
- Water Supply & Waste Management

C Construction

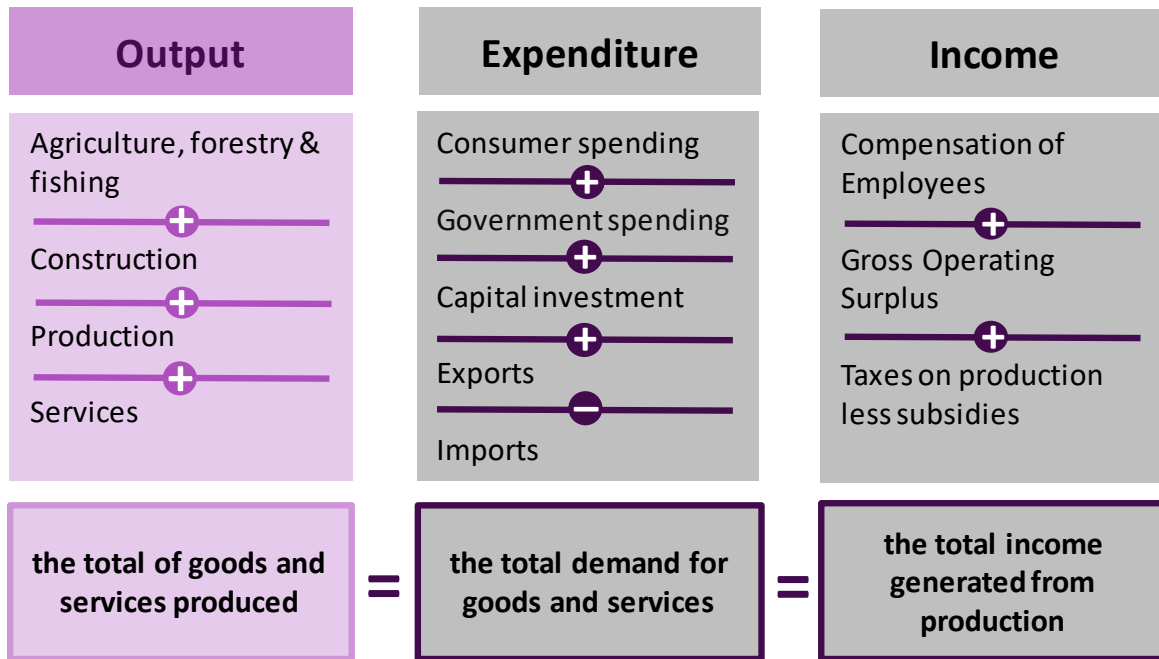
S Services

- Distribution, Hotels & Catering
- Transport, Storage & Communication
- Business Services & Finance
- Government & Other Services

Quarterly GDP growth

About the first estimate of GDP

Change in gross domestic product (GDP) is the main indicator of economic growth in Scotland. There are three ways in which GDP can be measured which should all produce the same result. Each of these approaches allows GDP to be broken down into different categories.



The first estimate of GDP contained in this publication covers the output approach to GDP and its breakdowns. The second estimate of GDP published in Quarterly National Accounts covers all three approaches and their different breakdowns.

If you are looking for **cash value GDP data** or output estimates which include the offshore economy these are available in the second estimate of GDP. The most recently published second estimate is available up to 2020 Quarter 2 (which is fully comparable to these data) at <http://www.gov.scot/gdp>.

If you are looking for information on the **relative size of industries** within the economy please refer to the Scottish Supply and Use Tables at <http://www.gov.scot/input-output>. The most recent figures were published on 9th September 2020 and cover the years 1998 to 2017.

Next publications

18 December 2020

Monthly GDP, October 2020

27 January 2021

Monthly GDP, November 2020

3 February 2021

QNAS/Scotland's GDP 2nd estimate, 2020 Q3

24 February 2021

Monthly GDP, December 2020

17 March 2021

Scotland's GDP 1st estimate, 2020 Q4

24 March 2021

Monthly GDP, January 2021

Further information

What are you looking for?

The most recent figures

Latest GDP publication

Open data

Historic GDP data

Background information

How the figures are calculated

What data sources are used

Frequently Asked Questions

Further access to data

Future Scottish Government Statistics

Where is it?

[GDP web page](#)

[Open data platform](#)

[Publication archive](#)

[Methodology Guide](#)

[Sources catalogue](#)

[Frequently Asked Questions](#)

[May be available on request](#)

[Forthcoming statistics](#)

Contact

GDP statistics

Carrie Graham

gdp_stats@gov.scot

Scottish Government statistics

Roger Halliday

statistics.enquiries@gov.scot

 @ScotGovOCEA

 @ScotStat

National Statistics Status



National Statistics status means that our statistics meet the highest standards of trustworthiness, quality and public value, and it is our responsibility to maintain compliance with these standards.

The designation of these statistics as National Statistics was confirmed in January 2011 following a compliance check by the [Office for Statistics Regulation](#). At the same time these statistics were also fully assessed against the Code of Practice.

Since the latest review by the Office for Statistics Regulation, we have continued to comply with the Code of Practice for Statistics, and have made the following improvements:

- Added more value by providing clearer publications, more detailed breakdowns and adding a second quarterly estimate of GDP
- Assured quality by continually reviewing and improving our data sources and methods
- Improved the transparency of our methodology and source data
- Published GDP earlier by making our processes more efficient

More information on the ongoing improvements to Scotland's GDP Statistics is available at www.gov.scot/gdp.

Crown Copyright

You may use or re-use this information (not including logos) free of charge in any format or medium, under the terms of the Open Government Licence. See: www.nationalarchives.gov.uk/doc/open-government-licence/