

This publication will be available in accessible HTML on the gov.scot website

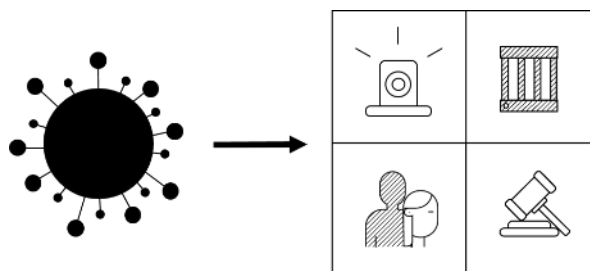
**Justice Analytical Services
Coronavirus (COVID-19) Data Report:
August 2020**

Published Thursday 24th September 2020

Summary

This pack provides information on the impact of COVID-19 on the Justice system during August 2020.

Data has been gathered from a number of different sources and may be subject to future revision.



Public compliance

This pack includes information on COVID-19 related interventions undertaken by Police Scotland. In addition to this, information on the public's compliance with measures to help restrict the spread of COVID-19 is collected from surveys of the population. Findings from these surveys can be found in the [Public Attitudes to Coronavirus: June and early July report](#).

Overall, self-reported compliance was high and had remained stable through July.

Police activity

- Recorded crime was 7% lower over April to August compared to last year.
- The number of incidents remain below 2019 levels.
- Domestic abuse incidents were 8% higher in April to August 2020 compared to last year.
- Coronavirus interventions were up by almost seven tenths (69%) between July and August. Though remain much lower than in April.

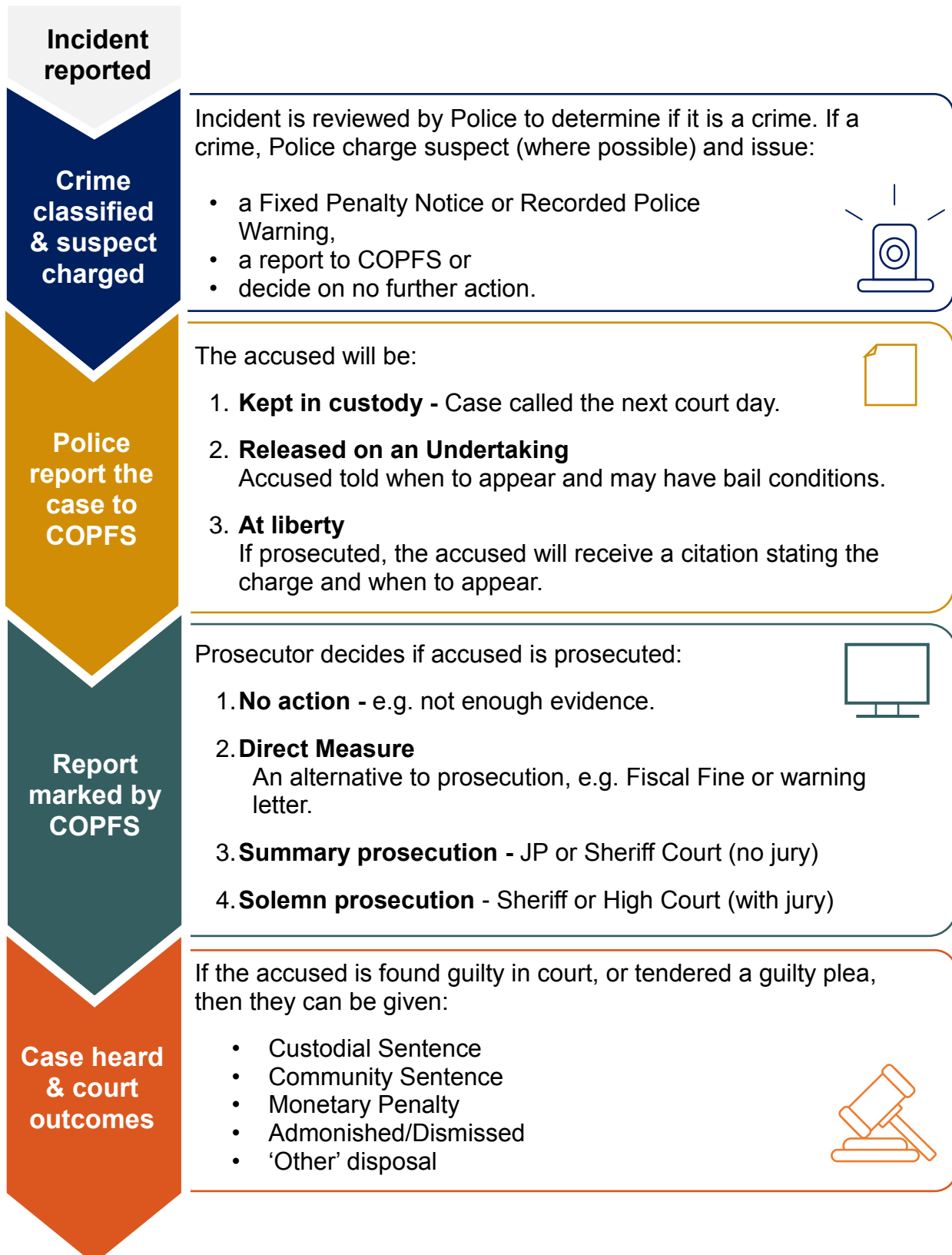
Crown Office and Procurator Fiscal Service (COPFS), Courts & Prisons

- Subjects given a First Substantive Marking by COPFS are returning to 19-20 levels.
- Registrations in the Sheriff court (solemn and summary) are returning to 19-20 levels.
- There were 25,000 fewer disposals from courts between April and August compared to last year.
- Initiations and disposals in the civil court remain below 19-20 levels.
- Prison populations have decreased as court business has abated.
- The number on remand continues to grow.

Contents

Summary	2
How crime flows through the Justice System	4
101 and 999 call volumes	6
Incidents recorded	7
Recorded Crime in Scotland	8
Coronavirus legislation intervention activity	12
Police Recorded Domestic Abuse Incidents	14
Reports received by COPFS	17
First substantive marking.....	18
Subjects marked for court.....	19
Subjects not marked for court.....	20
Criminal Registered & Scheduled Trials	22
Current Operational Guidelines.....	22
Criminal Registrations	22
Criminal Disposals	23
Sheriff Court Civil Case Volumes	24
Case initiations and disposals.....	24
Case types.....	25
Prison population.....	27
Remand Arrivals	28
Sources and further information	30

How crime flows through the Justice System



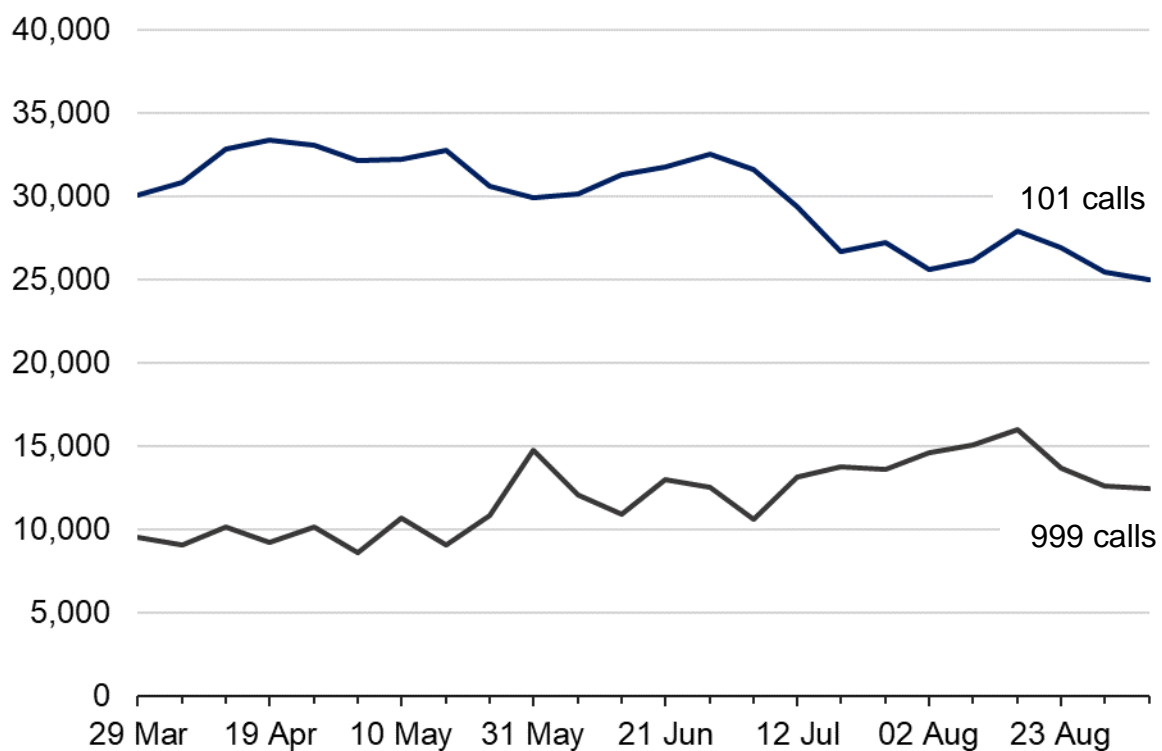
Police Activity (Police Scotland)

101 and 999 call volumes

Total weekly 999 & 101 calls remain below 2019 levels

- The number of 999 calls has risen through early August before reducing later into the month, while 101 calls continue to fall to their lowest levels seen since March.
- In the week ending 6th September there were 37,416 calls made.
- When combined, calls were down 2% on the previous week.

Number of calls



(Week ending)

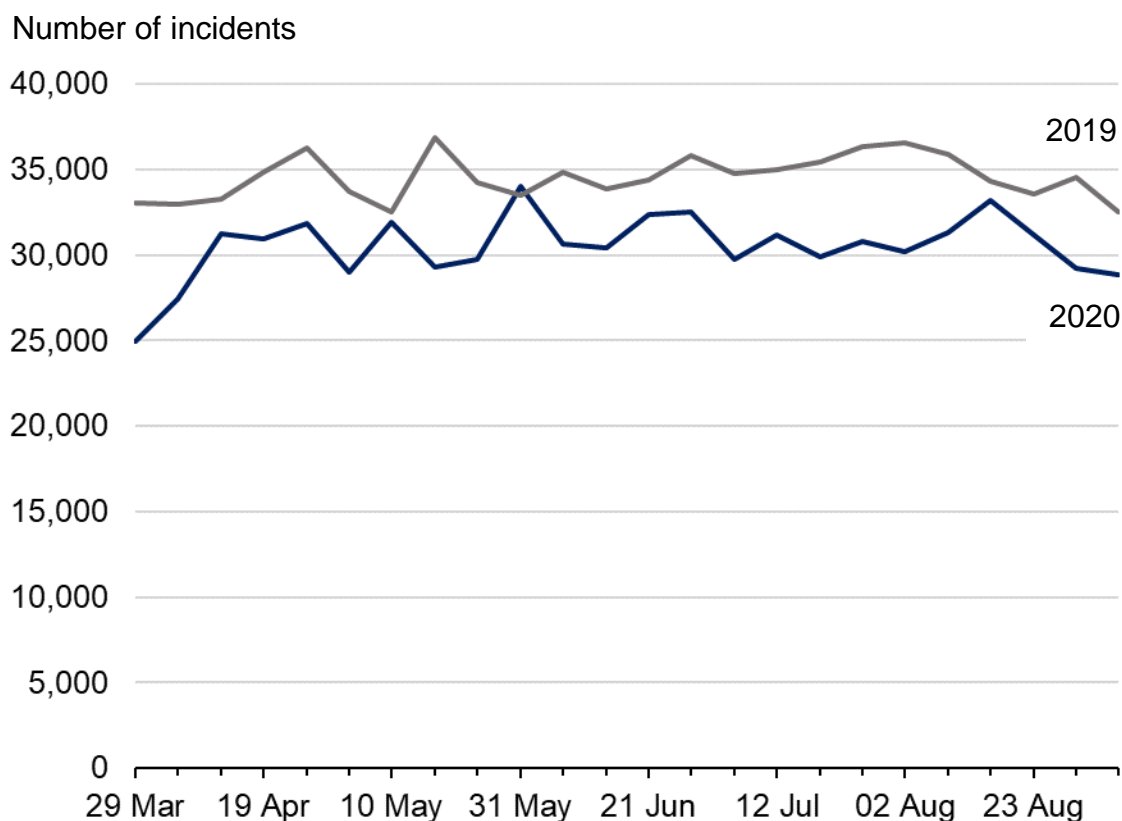
	30 th August 2020	6 th September 2020
101 calls	25,441	24,964
999 calls	12,622	12,452
Total calls	38,063	37,416

Incidents recorded

Weekly incident numbers remain below 2019 levels

Since lockdown began, incident numbers have been trending below 2019 levels.

Scotland entered Phase 2 of its route map on 28th May. There was an increase in incidents during that week (w/e Sunday 31st May). However, incident numbers have remained below 2019 levels in the weeks that followed.



In the week ending 6th September:

28,848

incidents recorded



Down 11% compared to an equivalent week in 2019 (32,529 incidents)

Further information:

A full breakdown of calls & incident volumes is available from:

<https://www.scotland.police.uk/about-us/covid-19-police-scotland-response/enforcement-and-response-data/>

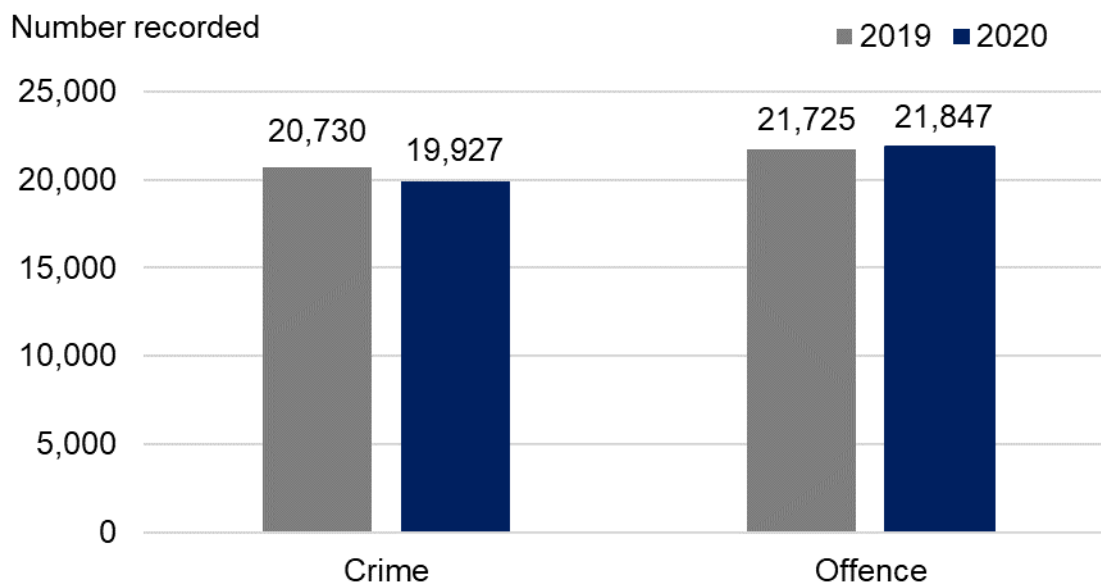
Recorded Crime in Scotland

The recorded crime figures presented below exclude crimes recorded under the coronavirus legislation.

August 2020

The number of crimes recorded in 2020 remains below 2019 levels

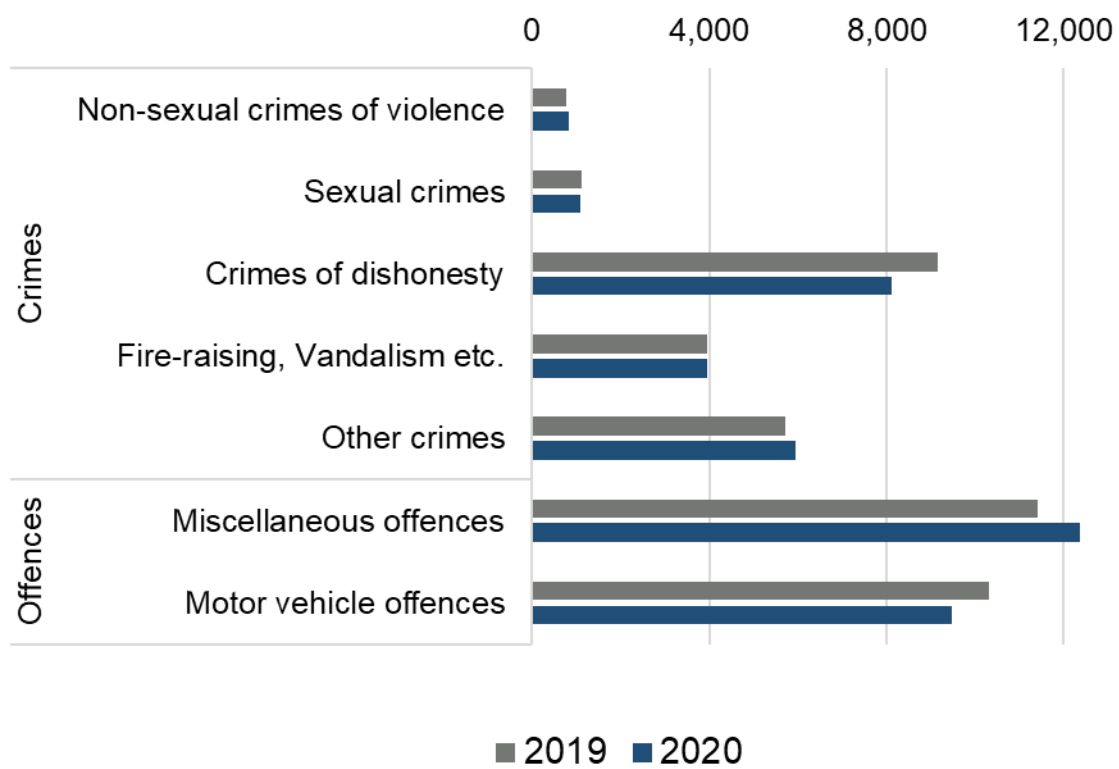
The number of crimes recorded in August 2020 was 4% lower than in August 2019, while the number of offences was 1% higher than in August 2019.



Since last year, two crime and offence groups have seen a reduction while the two are at higher levels and one remains almost unchanged.

Other crimes were 4% higher (or 231 crimes). Driven by rises in Crimes against public justice (up 28%, or 483 crimes) and Handling offensive weapons crimes (up 23%, or 179 crimes).

Non-sexual crimes of violence were also higher (7%, or 53 crimes), due to a rise in Other Violence (up 30%, or 37 crimes) and Attempted murder and serious assault (up 16%, or 56 crimes).



April to August 2020

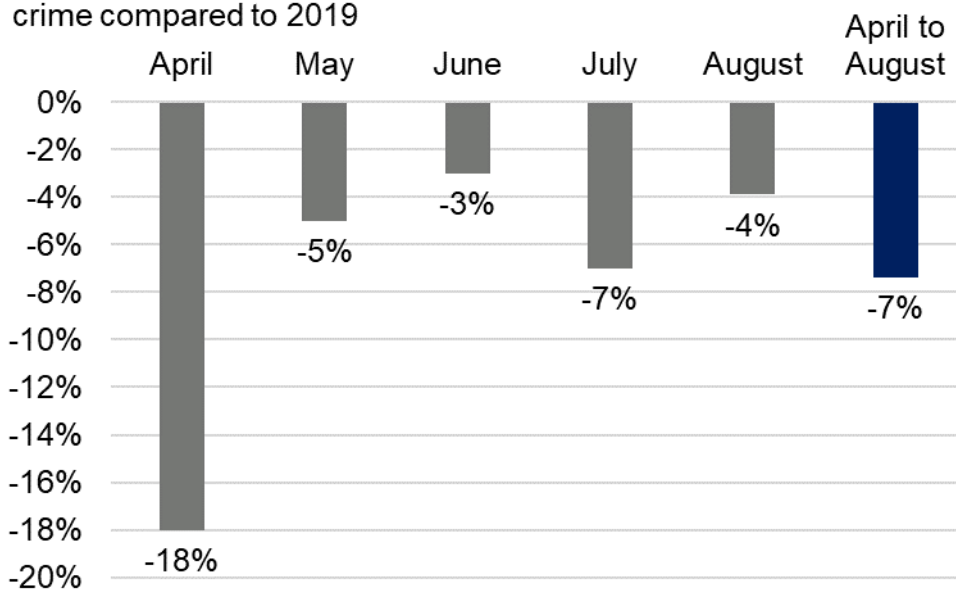
Since April 2020, crime has remained below 2019 levels

When looking across April to August 2020, the volume of crime recorded by the police may be returning to similar levels as seen in 2019.

Across this period 98,526 crimes were recorded. This was 7% lower than April to August last year (106,369 crimes recorded).

When comparing to previous months, crime in 2020 has remained fairly stable since May.

Percentage change in recorded crime compared to 2019



*The recorded crime figures presented here exclude crimes recorded under the new coronavirus legislation.

The biggest drivers of the reduction across April to August were Shoplifting, Other theft and Vandalism etc.

The [Changes in levels of recorded fraud section](#) in the latest bulletin provides further background on what may be contributing to this change.

The biggest drivers of the 7% reduction over April to August (by volumes) were:

Shoplifting

↓ 39% (or 5,342 crimes)

Other theft

↓ 20% (or 3,613 crimes)

Vandalism etc.

↓ 14% (or 2,636 crimes)

The biggest increases of this period were in:

Crimes against public justice

↑ 34% (or 2,836 crimes)

Fraud

↑ 59% (or 2,595 crimes)

Further Information:

The data in this section comes from the monthly Official Statistics on crimes and offences recorded by the police in Scotland during the COVID-19 pandemic.

For more information, please see [Recorded Crime in Scotland: August 2020](#).

Coronavirus legislation intervention activity

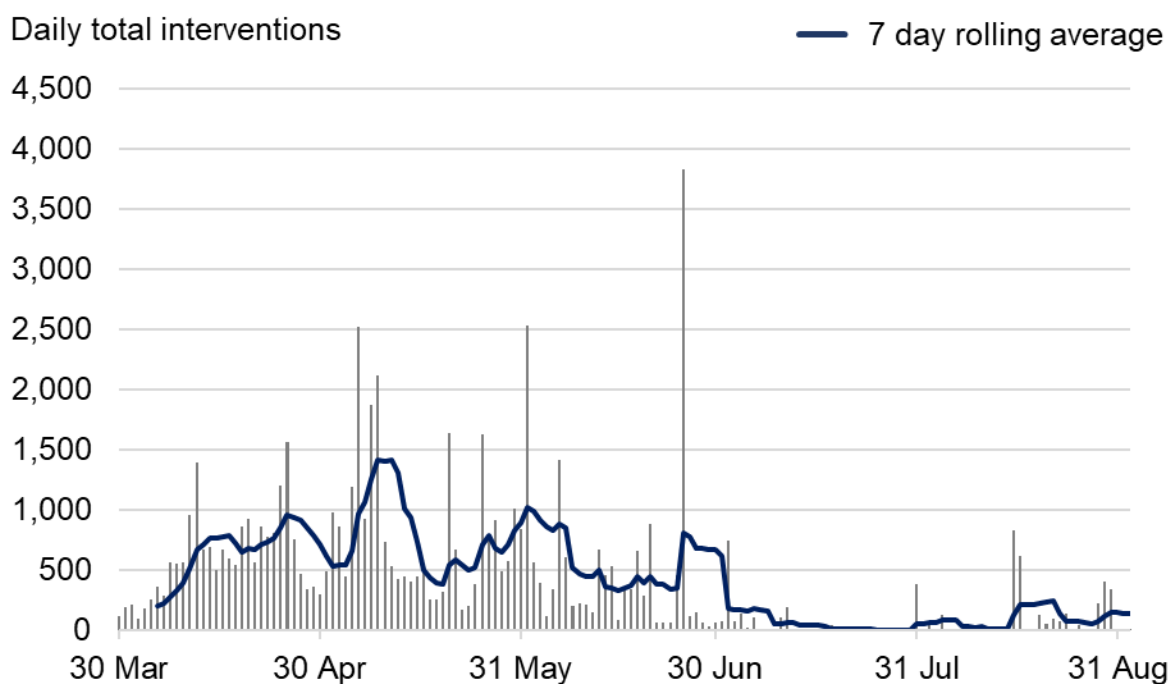
This information is drawn from Police Scotland's 'Coronavirus Interventions' application, which relies on manual input from Police Officers. Due to this manual input, this figures should be viewed as indicative only.

This system currently provides the broadest picture of the differing levels of co-operation experienced by Police across Scotland.

The use of interventions have risen since last month but remains lower than April to June levels

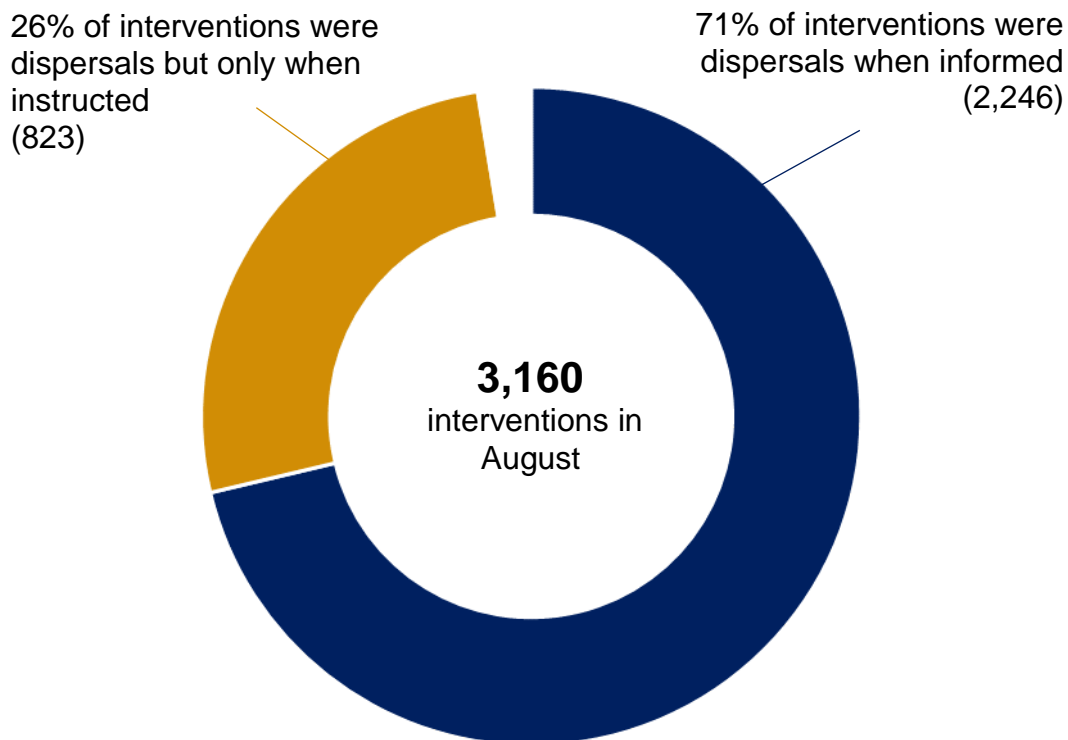
Total use of interventions is up by almost seven tenths (68%, or 1,284 interventions) since the previous month.

A large spike in interventions was seen on 25th June, following a large scale disturbance in Kelvingrove Park.



COVID-19 Intervention Activity in August

In August, almost all interventions made were dispersals. This remains consistent with previous months.



Of the remaining 3% of interventions:

- 58 were dispersed using reasonable force
- 17 were issued a Fixed Penalty Notice (FPN)
- 7 were arrested

Further Information:

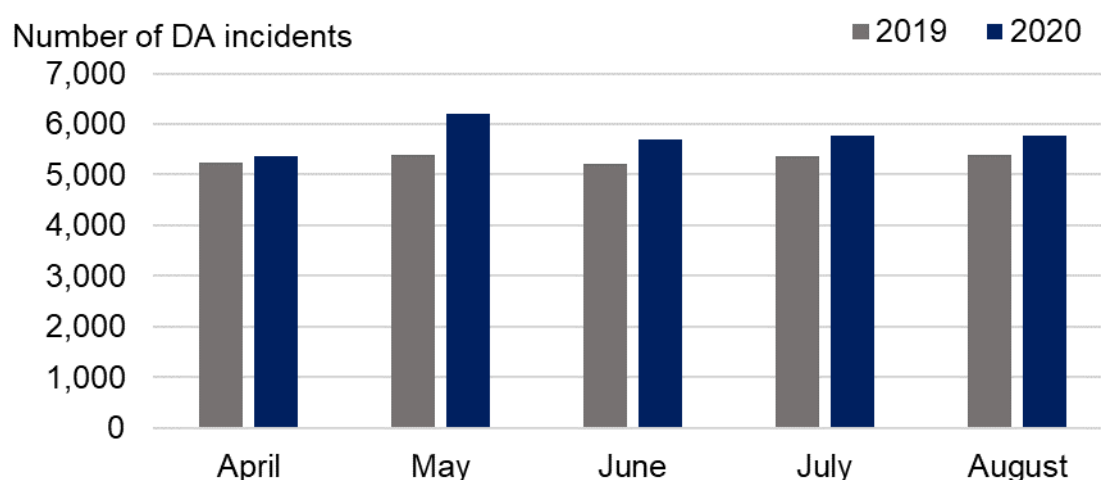
A full breakdown of interventions is available from Police Scotland:
<https://www.scotland.police.uk/about-us/covid-19-police-scotland-response/enforcement-and-response-data/>

Police Recorded Domestic Abuse Incidents

The number of Domestic Abuse incidents recorded in August 2020 was above the level seen in 2019.

These updates (including the proportion with a crime or offence) will be reflected in future editions of the Official Statistics on [Domestic Abuse in Scotland](#). The next edition will cover the 2019-20 reporting year.

Looking cumulatively across April to August 2020, incidents were 8% higher than the equivalent period in 2019.



In August 2020:

5,762

Domestic incidents
recorded



Up 7% since last year
(5,392 incidents)

In April to August 2020:

28,783

Domestic incidents
recorded



Up 8% since last year
(26,602 incidents)

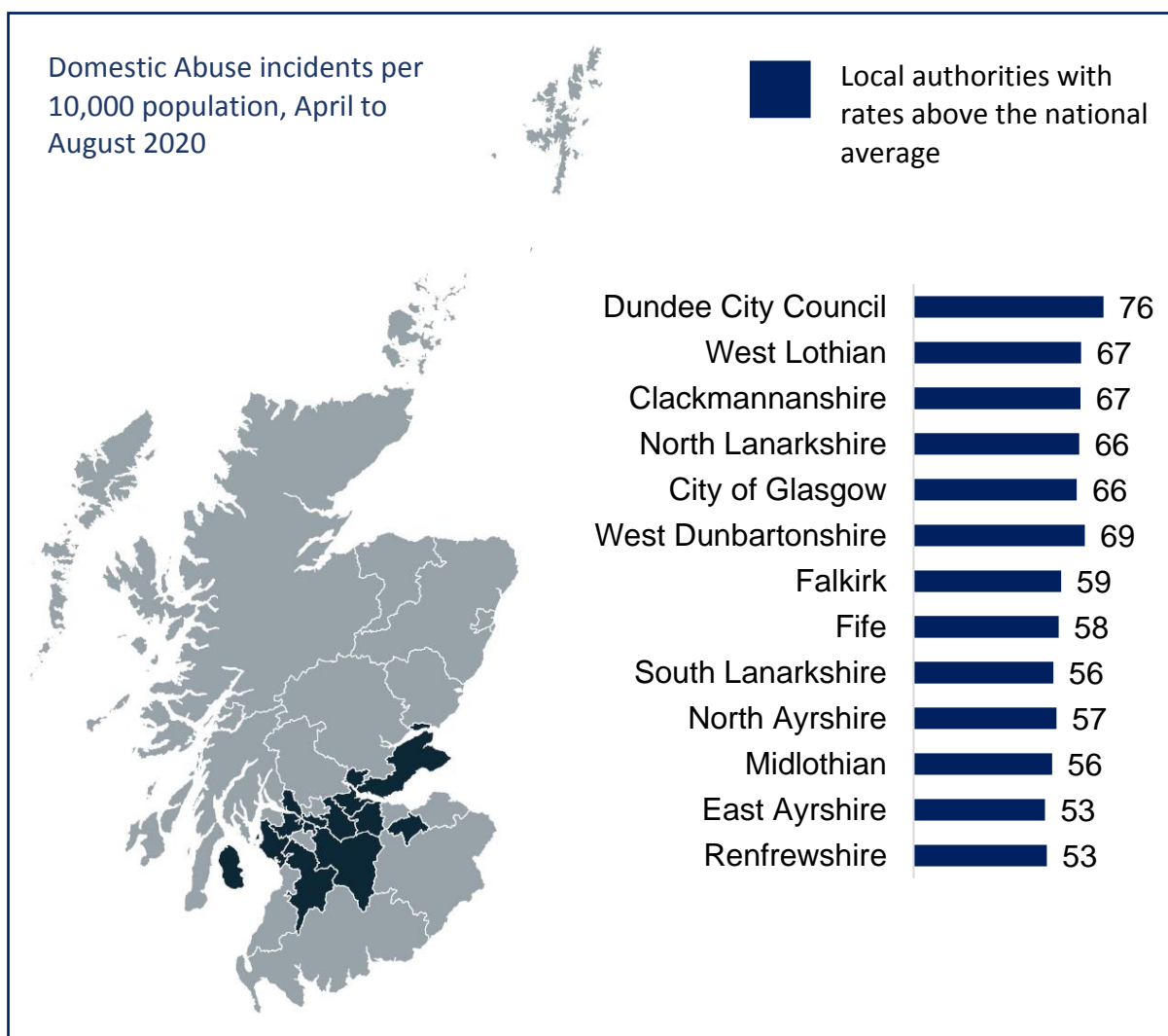
The proportion of April to August 2020 incidents that include the recording of at least one crime or offence was 43.2%. [Police Scotland's Management Information Report](#) suggests an equivalent figure of 43.9% for 2019-20.

In addition to the above, separate figures on crimes recorded under the Domestic Abuse (Scotland) Act 2018 are available from the Recorded Crime in Scotland monthly Official Statistics. There were 640 such crimes recorded by the police in April to August 2020, compared to 709 during the equivalent period in 2019 (down 10%).

Police Recorded Domestic Abuse Incidents per 10,000 population

Across Scotland as a whole, the police recorded 53 domestic abuse incidents per 10,000 population during April to August 2020.

The local authorities with the highest rates were Dundee City (76), West Lothian (67) and Clackmannanshire (67).



Further Information:

The data in this section comes from the monthly Official Statistics on crimes and offences recorded by the police in Scotland during the COVID-19 pandemic.

For more information, please see [Recorded Crime in Scotland: August 2020](#).

Crown Office and Procurator Fiscal Service (COPFS)

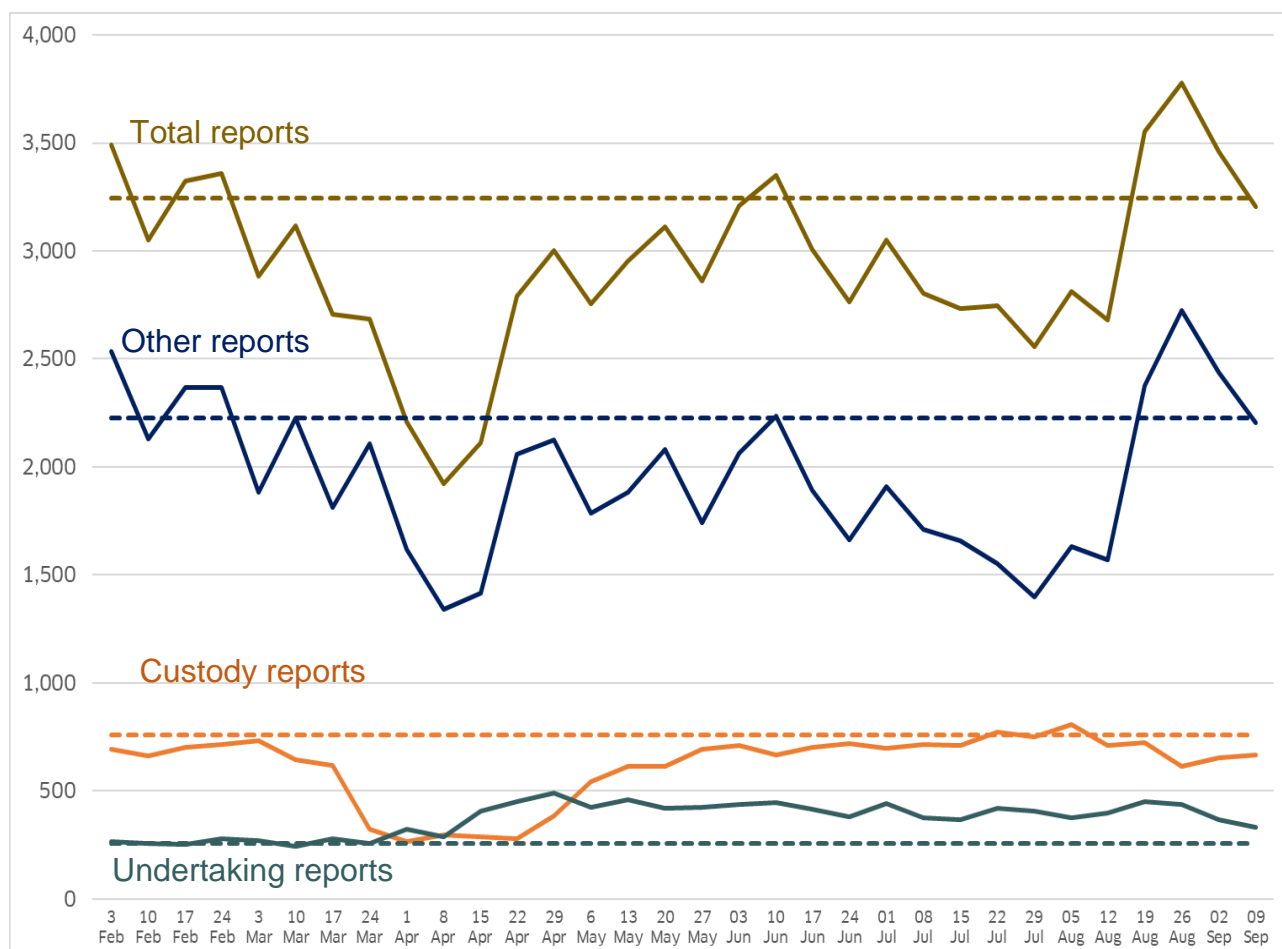
Reports received by COPFS

After a crime is classified and a suspect charged, police send a report to the Crown Office Procurator Fiscal Service (COPFS).

Total reports received by COPFS is now above last year's average levels.

- The total number of reports received by COPFS decreased at the start of lockdown. Numbers increased during April and May then remained below last year's average levels (dashed lines) throughout June and July. Numbers increased sharply from mid-August but have returned to average 19-20 levels over recent weeks.
- Undertaking report numbers have been consistently higher than 2019-20 levels.
- Custody report numbers had returned to 2019-20 levels but have decreased throughout August and September.

Reports received



First substantive marking

When COPFS receive a report that someone has committed a crime the prosecutor must decide what action to take. This is recorded on the case as a “marking”. If a decision cannot be taken immediately, an interim marking may be recorded. When a substantive decision is reached a First Substantive Marking (FSM) is recorded, to indicate how the prosecutor has decided to proceed.

The number of accused given a FSM by COPFS is returning to pre-lockdown levels.

Fiscal Week Beginning 07 September 2020	19-20 weekly average	Weekly average since lockdown	% of 19-20 average
Accused given a First Substantive Marking	3,445	3,009	87%
Accused that are in the process of being marked (interim marked)	2,971	3,474	117%
Accused that have not begun the marking process (unmarked)	16,477	11,678	71%

FSM Reports



Returning to 2019-20 levels

Unmarked



Around a third lower than last year

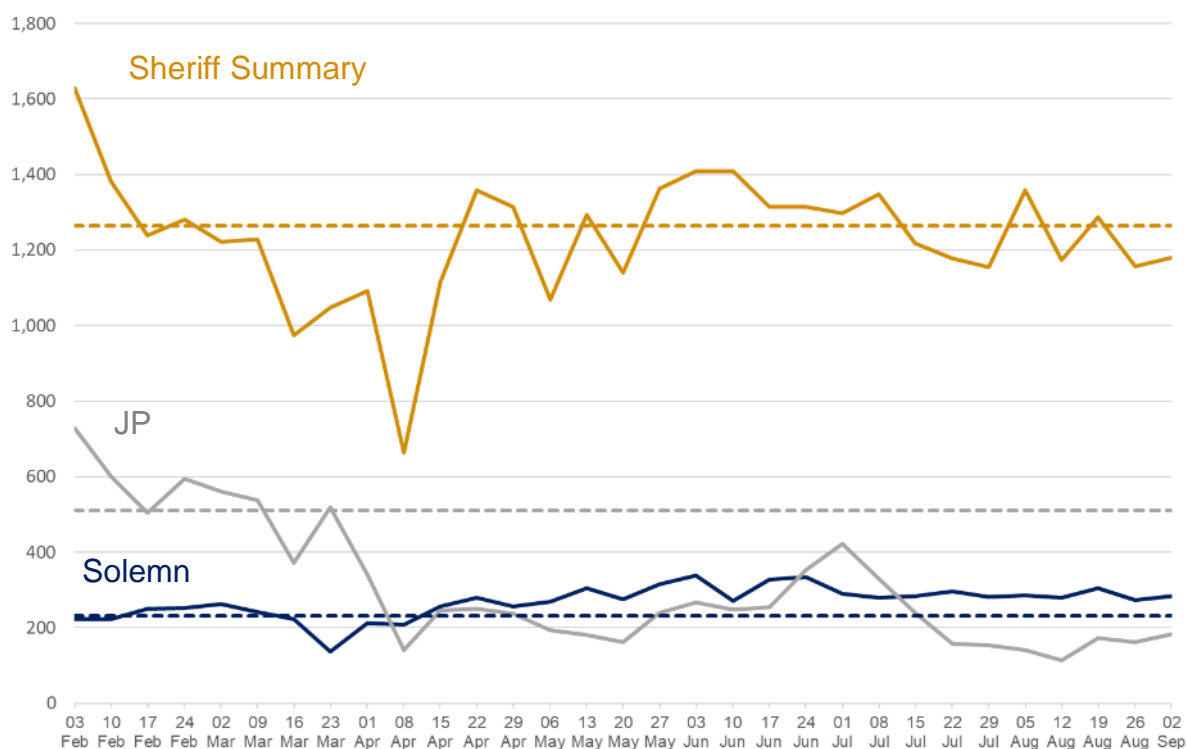
Subjects marked for court

The type of court proceedings appropriate for a case depends on the nature of the crimes or offences involved. The most serious crimes are marked for solemn proceedings, whilst less serious crimes and offences will be marked for Sheriff Summary or JP courts.

The number of people marked for proceedings in:

- Solemn court (High Court or Sheriff & Jury) has been higher than 19-20 average levels since the middle of April.
- Sheriff Summary court has remained around 19-20 levels.
- JP Court had been returning to 19-20 levels but has fallen again throughout July and early August and remains below 19-20 levels.

Subjects marked



Subjects not marked for court

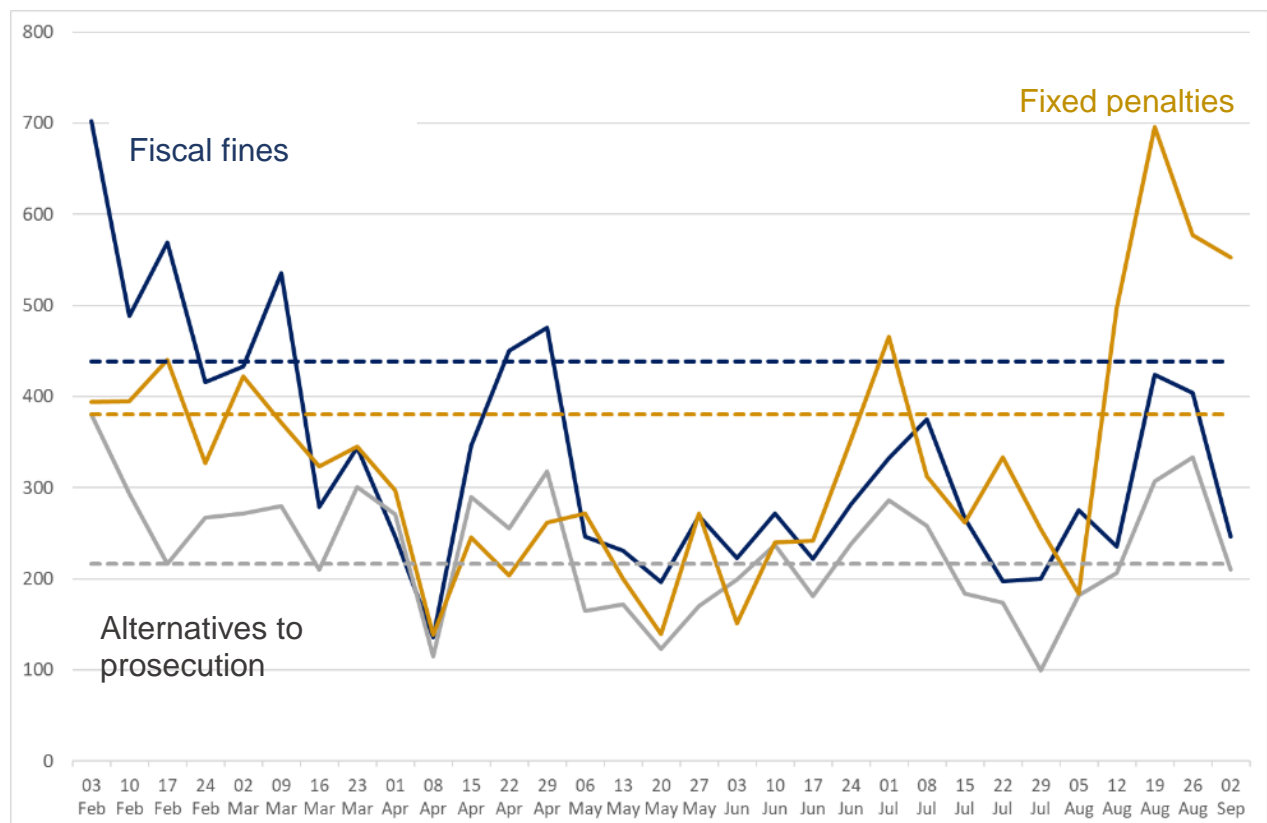
Fiscal fine limits were increased as part of the Coronavirus (Scotland) Act 2020.

All types of non court disposals have increased in recent weeks.

The numbers of subjects receiving a Fiscal Fine have generally remained below 19-20 average levels (dotted lines) since lockdown began.

The number of subjects given Fiscal fixed penalties has increased sharply since early August and has exceeded 19-20 average levels since mid-August.

Subjects marked



Source: Data in this section has come from COPFS Internal Management Information System.

Scottish Courts & Tribunal Services (SCTS)

Criminal Registered & Scheduled Trials

Current Operational Guidelines

There were 22,437 trials outstanding at the end of June 2020.

Between 25 March and 3 June all court business was consolidated into 10 sheriff hub courts. From 3 June, a number of additional 'hubs' were also opened to support custody business. All courts are now open although custodies continue to be managed at 18 specified court locations listed [here](#) (in Lothian & Borders custodies are processed locally with the exception of public holidays where they will call in either Edinburgh or Livingston as per the Sheriff Principals practice note).

Summary criminal business is now being programmed into all courts. Trial courts are programmed where custody trials and trials with vulnerable witnesses remain a priority. Custody trials remain a priority. All undertakings will attend local courts.

Criminal Registrations

Since lockdown, there have been 35,240 criminal registrations in the courts. 171 of these registrations have been COVID-19 related (0.5%).

On average since the beginning of lockdown:

- The number of indictments registered in the High Court is around 20% lower than 19-20 average levels.
- The number of indictments (solemn cases) and complaints (summary cases) registered in the Sheriff Court are around 17% lower than the 19-20 average.
- Complaints registered in the JP court are 49% lower than 19-20 levels.

Cases Registered	19-20 weekly average	Weekly average since lockdown	Change from 19-20 weekly average	Outstanding trials pre lockdown (Approx.)
Indictments				
High Court	20	16	-4 (-20%)	390
Sheriff Court	105	88	-17 (-16%)	500
Complaints				
Sheriff Court	1,254	1,035	-219 (-17%)	14,000
JP Court	640	325	-315 (-49%)	3,500

Criminal Disposals

There were 68% fewer disposals from Scotland's courts from April to August 2020 compared with April-August 2019.

Between April and August 2019, there were 36,569 disposals in Scotland's courts (excluding secondary disposals and the 'other' disposal category). There have been 11,566 disposals between April and August 2020.

If courts had not been subject to lockdown and crime levels had remained the same we could have expected the number of April-August 2020 court disposals to be similar to April-August 2019 levels.

From April to August of 2020, there have been 59% fewer custodial sentences and 81% fewer community disposals imposed by the courts than might have been expected under normal circumstances.

To 31 August 2020	April – August 2019	April – August 2020	Change since 2019	
			N	(%)
Imprisonment	5,251	2,129	-3,122	(-59%)
Community Disposal (CPO & DTTO)	7,013	1,330	-5,683	(-81%)
Restriction of Liberty Order	1,418	395	-1,023	(-72%)
Fine etc.	15,420	4,815	-10,605	(-69%)
Admonished/ Discharged	7,467	2,897	-4,570	(-61%)

Overall, the number of crimes and offences recorded by the police between April and August 2020 was 7% lower than the same period in 2019. It will take time for these cases to make their way through the courts system and it is unlikely that many of these cases are included in the disposal figures above. Any changes in crime levels may have associated impacts on volumes of court business and disposals.

Further Information:

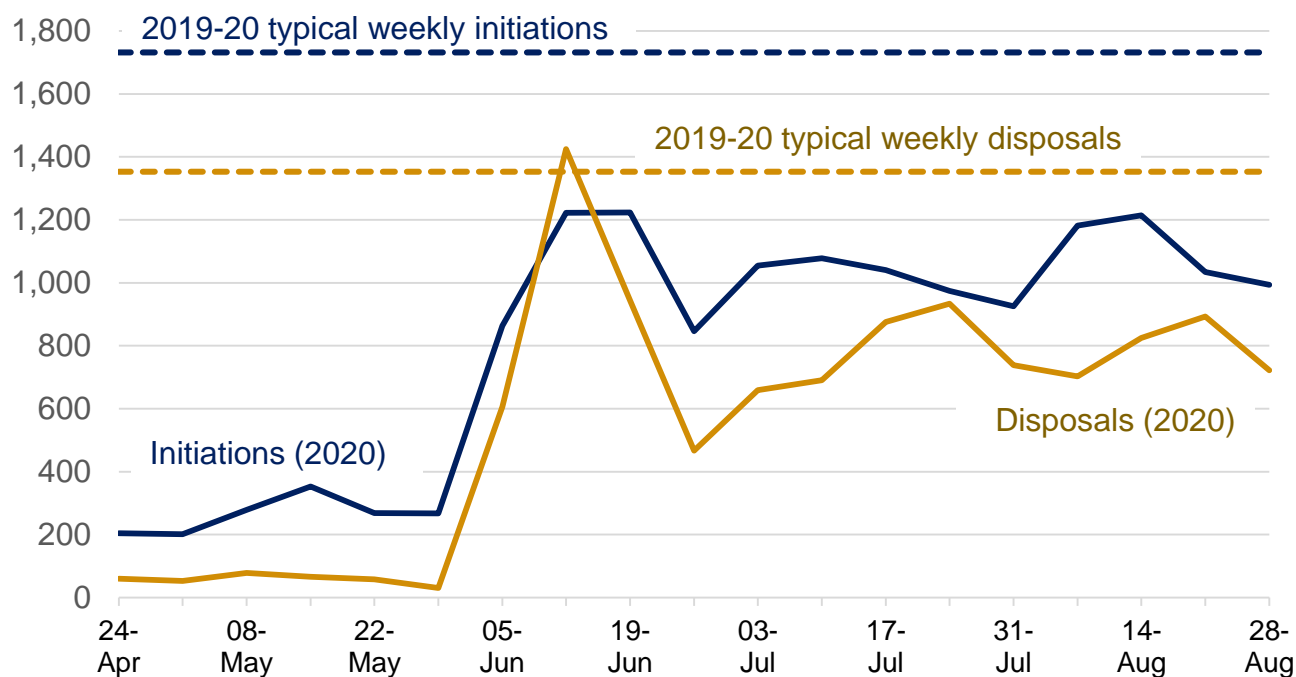
Latest SCTS published official statistics can be found here:

<https://scotcourts.gov.uk/official-statistics>

Sheriff Court Civil Case Volumes

Case initiations and disposals





Initiations and Disposals **(of all types)** in the Sheriff Civil Courts remain low, but are recovering to 19-20 typical levels (dotted lines) as the courts emerge from lockdown.



Case types

In August 2020, most initiated and disposed cases were just below 2019-20 levels.

- All initiated case types presented are gradually returning to 2019-20 levels, with month to month variation.
- Children's Referrals disposals are higher than 19-20 levels, while Debts and Family are returning to 2019-20 levels. Personal Injury disposals are lower than typical 19-20 levels.

Initiated Cases (August 20)			Disposed Cases (August 20)	
Weekly average	Change from 19-20	Case Type	Weekly average	Change from 19-20
253	93% of 19-20 typical week (271 cases)	 Family	158	70% of 19-20 typical week (226 cases)
104	78% of 19-20 typical week (134 cases)	 Children's Referrals	46	144% of 19-20 typical week (32 cases)
339	79% of 19-20 typical week (430 cases)	 Debt	369	79% of 19-20 typical week (469 cases)
73	61% of 19-20 typical week (120 cases)	 Personal Injury	45	50% of 19-20 typical week (91 cases)

Further Information:

Latest published Civil Justice Statistics can be found here:

<https://www.gov.scot/publications/civil-justice-statistics-scotland-2018-19/>

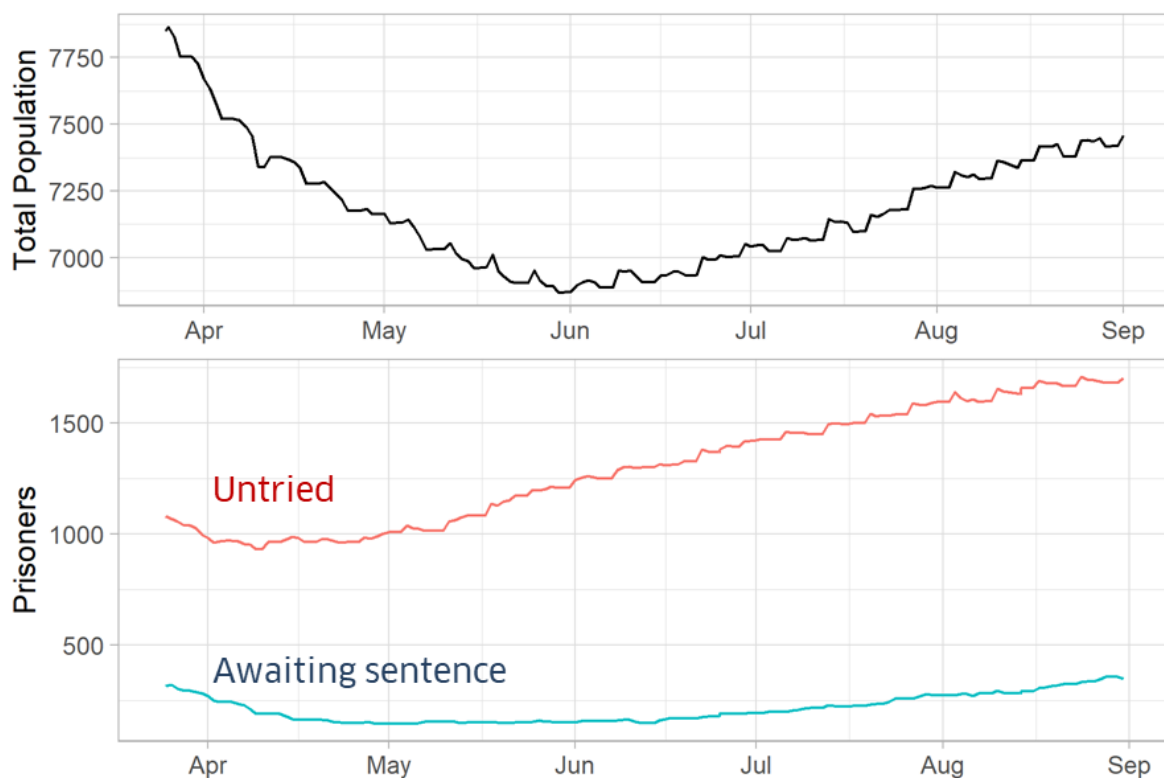
Prisons

Prison population

While the total prison population has fallen with reduced court business, the number of people held on remand is growing.

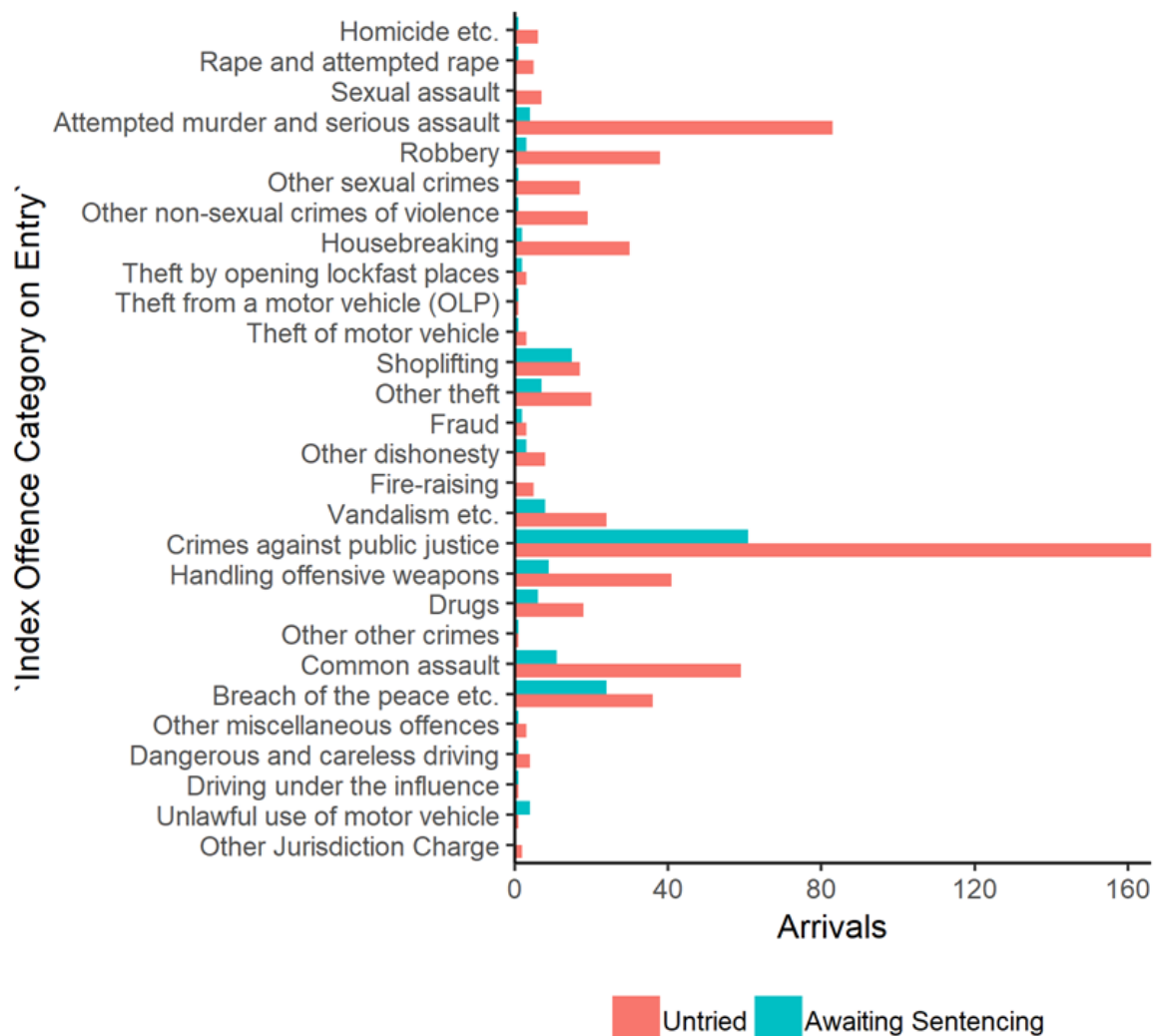
In August 2020 (up until the morning of 1st September):

- the population increased by 197 to 7,458
- 2,052 were on remand: 1,704 (23%) untried & 348 (5%) awaiting sentence
- 62% of arrivals in August were untried (654 of 1,051), and 16% awaiting sentence (169)



Remand Arrivals

There were 795 un-sentenced arrivals to prison with known offence types in August, awaiting trial or sentencing for the following alleged offences



Double-counting may occur where an individual is absent from prison for a night in the week and then returns. Where an individual has multiple alleged offence types, the offence towards the top of the list in the chart is used as the index offence.

Further Information:

Latest published annual prison population statistics can be found here:

<https://www.gov.scot/publications/scottish-prison-population-statistics-2019-20/>

Sources and Further Information

Sources and further information

The information presented in this pack are compiled from a range of sources – including Official Statistics, management information published by partner bodies, and more recent analysis of administrative data. These are combined to provide users with a summary of the latest impacts of the COVID-19 pandemic on Scotland.

It should be noted that where information has come from non-Official Statistics sources, it will be provisional in nature and may be subject to future revision. It's inclusion at this stage is to provide users with more timely and detailed information on how the pandemic has affected different parts of Scotland's Justice system. As such this should be seen as providing a broadly indicative summary – rather than a precise measure of activity.

In due course and as standard practice, many of these measures will be reflected in the associated annual Official Statistics. Links to these related products are provided below, along with management information published by partner organisations.

Police activity:

- Monthly Recorded Crime in Scotland Bulletin. This contains Official Statistics on crimes and offences recorded by the police in Scotland.
- Domestic Abuse Statistics: 2018-19. Official statistics on domestic abuse in Scotland.
- Quarterly Police Scotland Management Information reports. These contain the number of domestic abuse incidents recorded by the police in Scotland and the proportion of these incidents that resulted in the recording of a crime or offence.
- Police Scotland Enforcement and Response Data. Includes data on enforcement activity and demands on policing. As this is drawn from management information it is subject to change.

Courts and prisons data:

- Annual Civil Justice Statistics Bulletin. This contains Official Statistics on civil justice and court reform as recorded by the Scottish Courts and Tribunals Service (SCTS).
- Scottish Prison Population Statistics, 2019-20. Experimental statistics on Scottish prison populations, exploring population levels and composition and change over time.
- SCTS Official Statistics. Includes quarterly data on fines, financial penalty collection rates, and criminal court activity in Scotland.

Correspondence and enquiries

For enquiries about this publication please contact:

Justice Analytical Services,

e-mail: Justice_Analysts@gov.scot

If you would like to be consulted about statistical collections or receive notification of publications, please register your interest at

<https://www2.gov.scot/Topics/Statistics/scotstat/>

Details of forthcoming publications can be found at www.gov.scot/statistics

Crown Copyright

You may use or re-use this information (not including logos) free of charge in any format or medium, under the terms of the Open Government Licence. See:

www.nationalarchives.gov.uk/doc/open-government-licence/



© Crown copyright 2020



This publication is licensed under the terms of the Open Government Licence v3.0 except where otherwise stated. To view this licence, visit **nationalarchives.gov.uk/doc/open-government-licence/version/3** or write to the Information Policy Team, The National Archives, Kew, London TW9 4DU, or email: **psi@nationalarchives.gsi.gov.uk**

Where we have identified any third party copyright information you will need to obtain permission from the copyright holders concerned.

This publication is available at **www.gov.scot**

Any enquiries regarding this publication should be sent to us at
The Scottish Government
St Andrew's House
Edinburgh
EH1 3DG

ISBN: 978-1-80004-097-7 (web only)

Published by The Scottish Government, September 2020

Produced for The Scottish Government by APS Group Scotland, 21 Tennant Street, Edinburgh EH6 5NA
PPDAS760026 (08/20)