

Child Poverty update

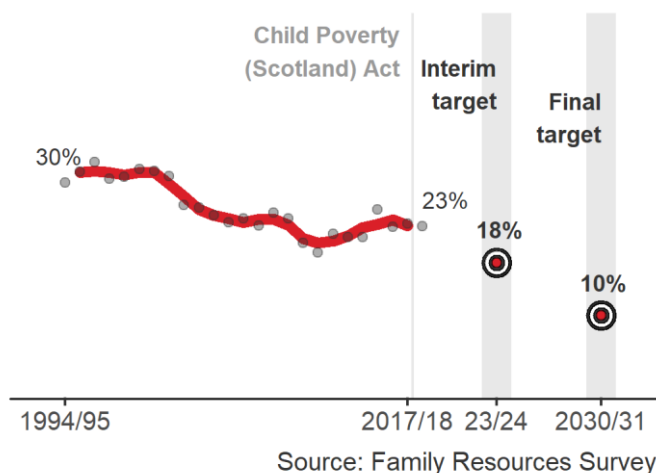
26 March 2020

The Child Poverty Act 2017 contains four income-based targets to reduce child poverty in Scotland by 2030. The charts show the interim and final targets and the latest poverty estimates. Note that the dots and labels show single-year estimates and the lines show the three-year averages. Single-year estimates can be used to understand the situation at a certain point in time, and three-year averages show trends more accurately.

Relative poverty

Measures poverty relative to the rest of society

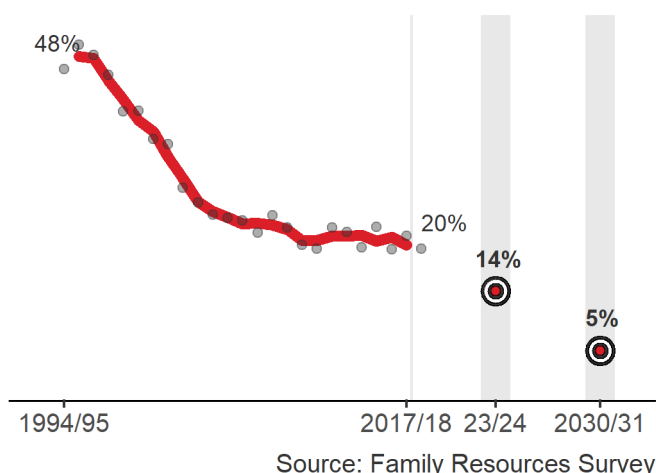
It is the proportion of children living in households with equivalised incomes below 60% of the median (middle) UK income in the current year.



Absolute poverty

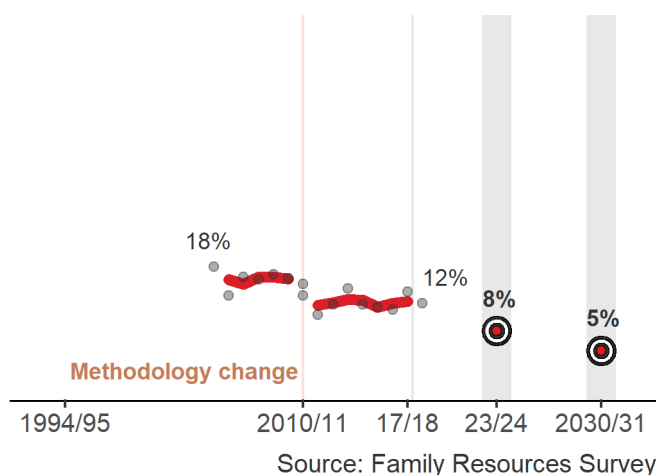
Measures changes in poverty relative to a point in time

- It is the proportion of children living in households with equivalised incomes below 60% of the median UK income in a base year (currently 2010/11) adjusted for inflation.



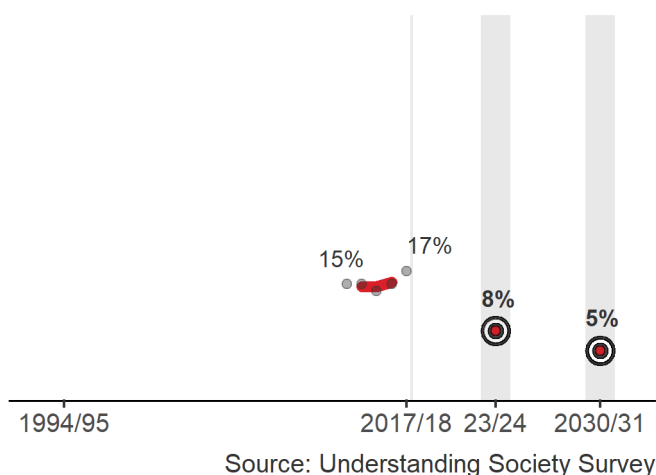
Combined low income and material deprivation

Measures whether households are able to afford basic necessities – It is the proportion of children in households with equivalised incomes below 70% of the median UK income AND going without certain basic goods and services.



Persistent poverty

Measures whether people have been living in poverty for a number of years – It is the proportion of children who have lived in relative poverty in 3 or more of the last 4 years.



Next update: March 2021

More information and further analysis available here: www.gov.scot/collections/child-poverty-statistics/