

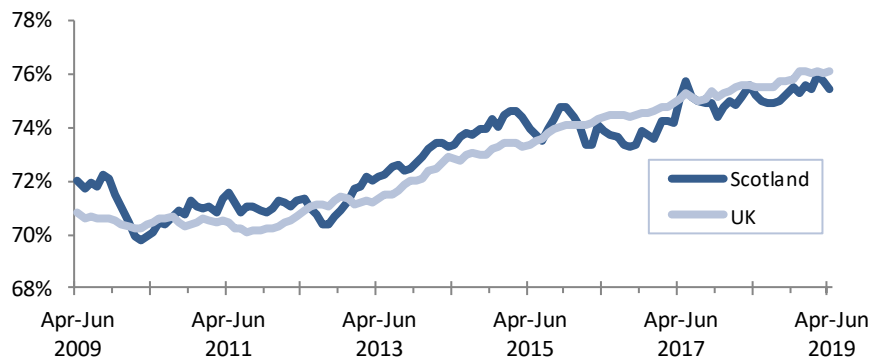
Quarterly Labour Market Briefing – August 2019

2,685,000 people were in employment in Scotland in Apr-Jun 2019, 131,000 more than in Apr-Jun 2008

Employment Rate (16-64) Seasonally Adjusted

↑ Scotland: Increased by 0.2 p.p. over the year.

↑ UK: Increased by 0.6 p.p. over the year.



75.4%

The latest employment rate in Scotland, an increase of 1.1 p.p. since 2008.

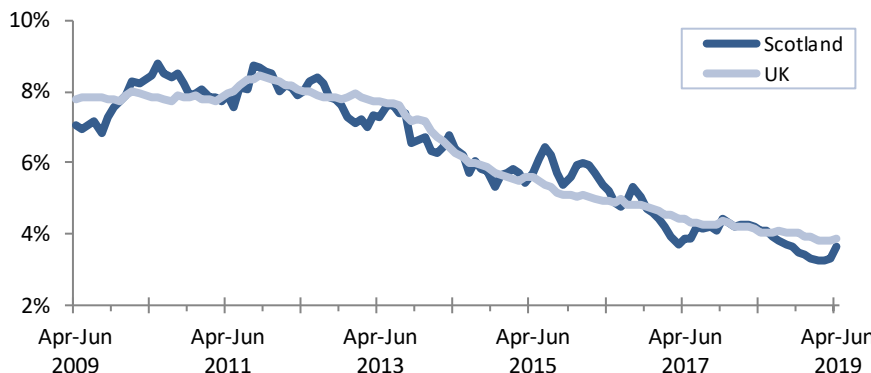
2,685,000

The number of people in employment in Scotland.

Unemployment Rate (16+) Seasonally Adjusted

↓ Scotland: Decreased by 0.5 p.p. over the year.

↓ UK: Decreased by 0.1 p.p. over the year.



3.6%

The latest unemployment rate in Scotland, a decrease of 0.6 p.p. since 2008.

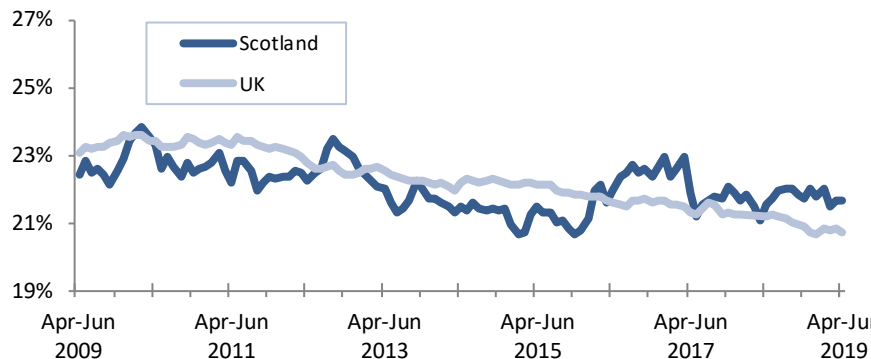
102,000

The number of unemployed people in Scotland.

Economic Inactivity Rate (16-64) Seasonally Adjusted

↑ Scotland: Increased by 0.1 p.p. over the year.

↓ UK: Decreased by 0.5 p.p. over the year.



21.6%

The latest economic inactivity rate in Scotland, a decrease of 0.7 p.p. since 2008.

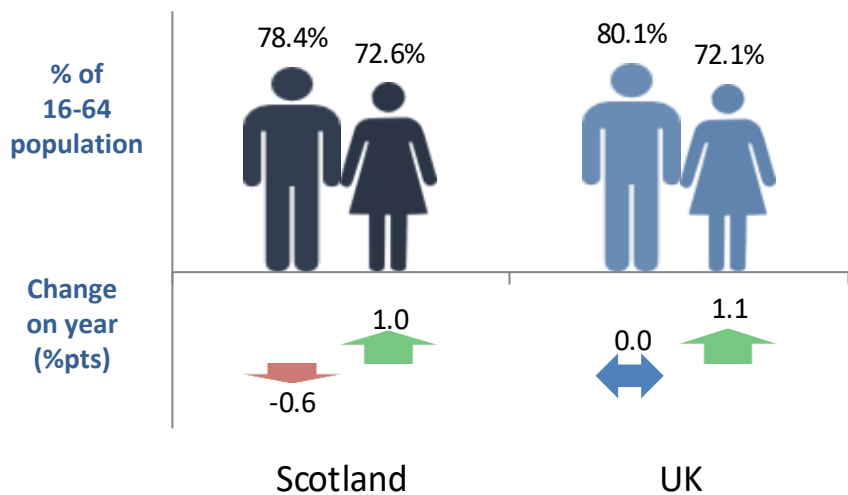
745,000

The number of economically inactive people in Scotland.

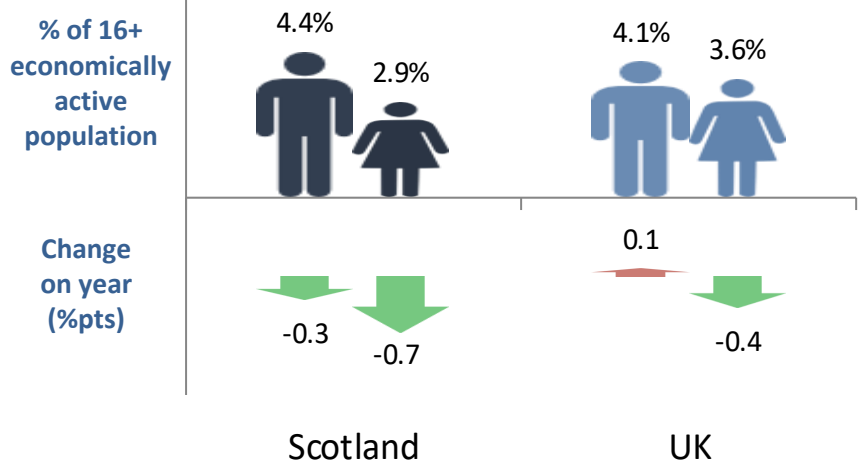
Quarterly Labour Market Briefing – August 2019: Gender

The gender employment gap has decreased from 10.2 percentage points in 1999 to 5.8 percentage points in 2019

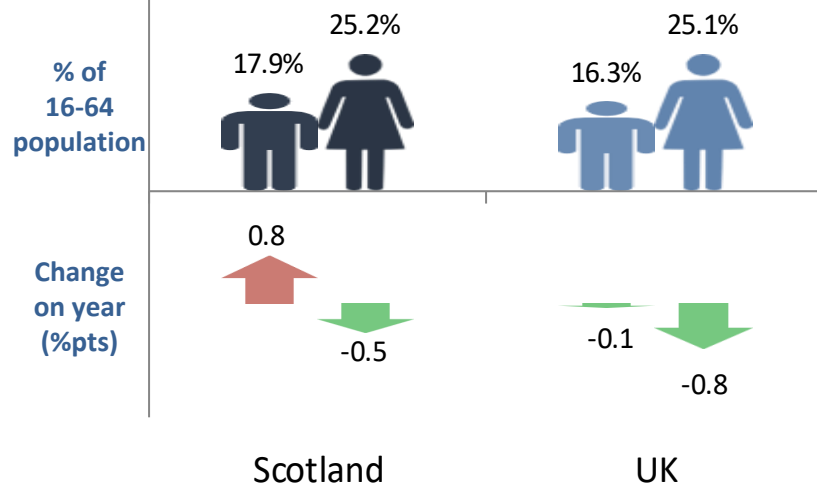
Employment Rate (16-64)



Unemployment Rate (16+)



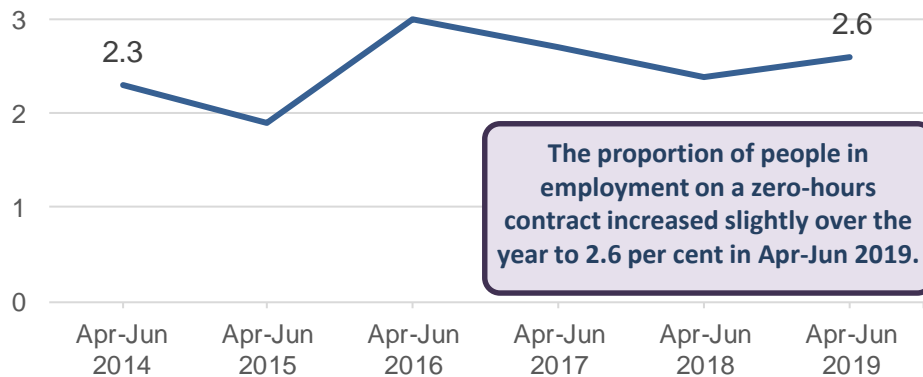
Economic Inactivity Rate (16-64)



Quarterly Labour Market Briefing – August 2019: Zero-Hour Contracts

70,000 (2.6%) people were employed on a zero-hours contract in Scotland in Apr-Jun 2019

Proportion of employed people on a zero-hours contract, Scotland, 2014 - 2019



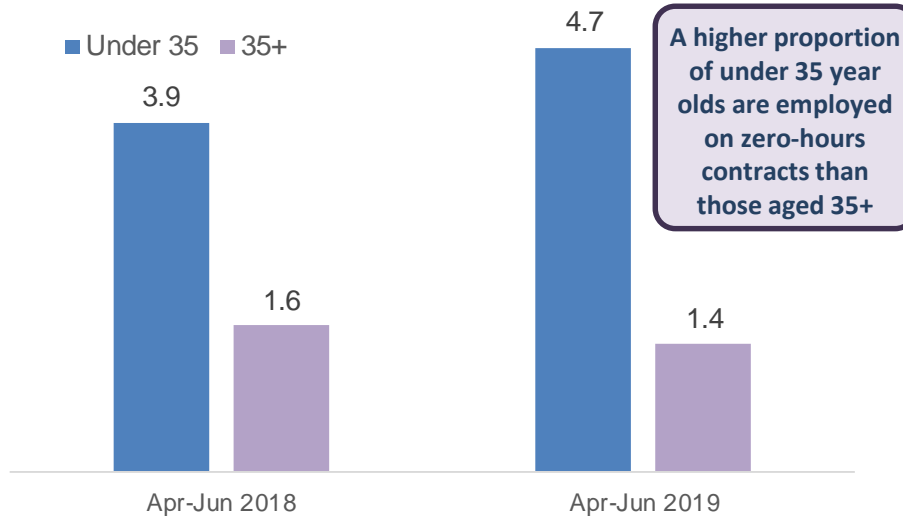
Zero-hour Contracts by Industry

- In Apr-Jun 2019, 43.7 per cent of the 70,000 people employed on a zero-hours contract were employed within the Accommodation and food and Wholesale and retail sectors.

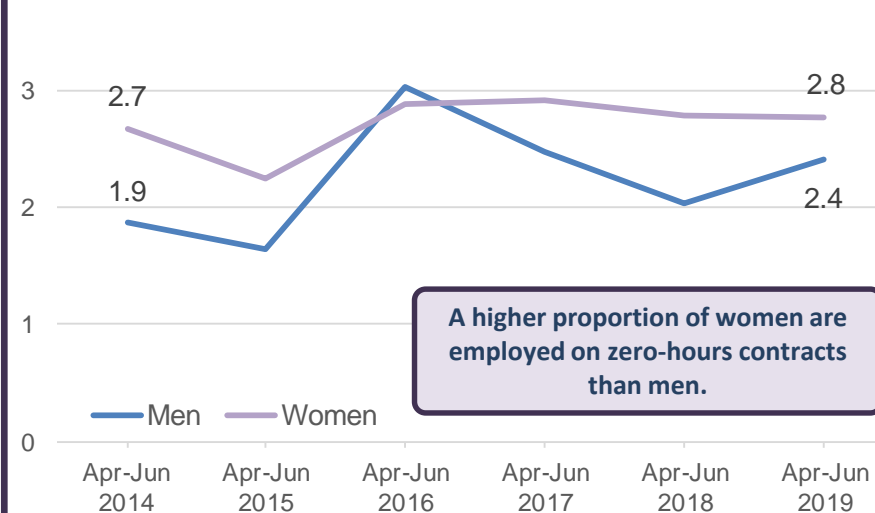
Zero-hour Contracts by Occupation

- Of the 70,000 people employed on a zero-hours contract in Apr-Jun 2019, 71.8 per cent were employed in the following occupational groups - Elementary occupations; Sales and customer services; and Caring, leisure and other services.

Proportion of employed people on a zero-hours contract by age group, Scotland, 2018 and 2019



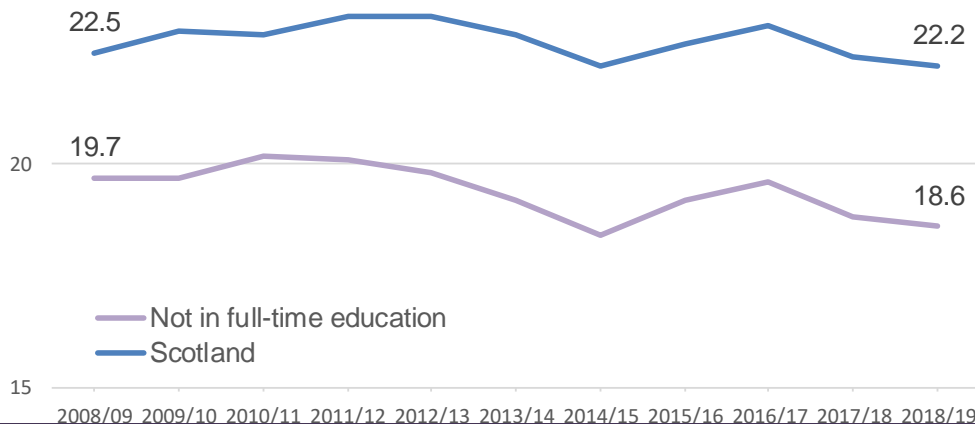
Proportion of employed people on a zero-hours contract by gender, Scotland, 2014-2019



Quarterly Labour Market Briefing – August 2019: Economic Inactivity

Over 50 per cent of economically inactive people in Scotland were long-term sick or students

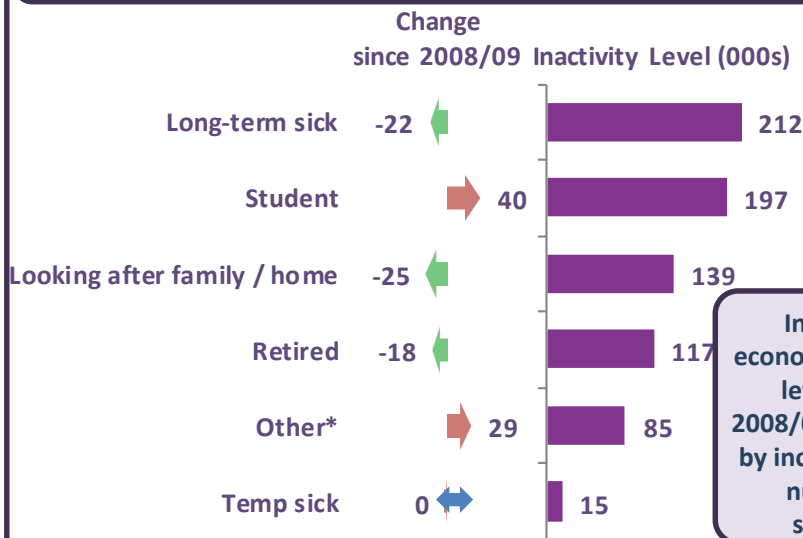
Economic Inactivity Rates including and excluding those in full-time education, Scotland, 2008/09 to 2018/19



In 2018/19,

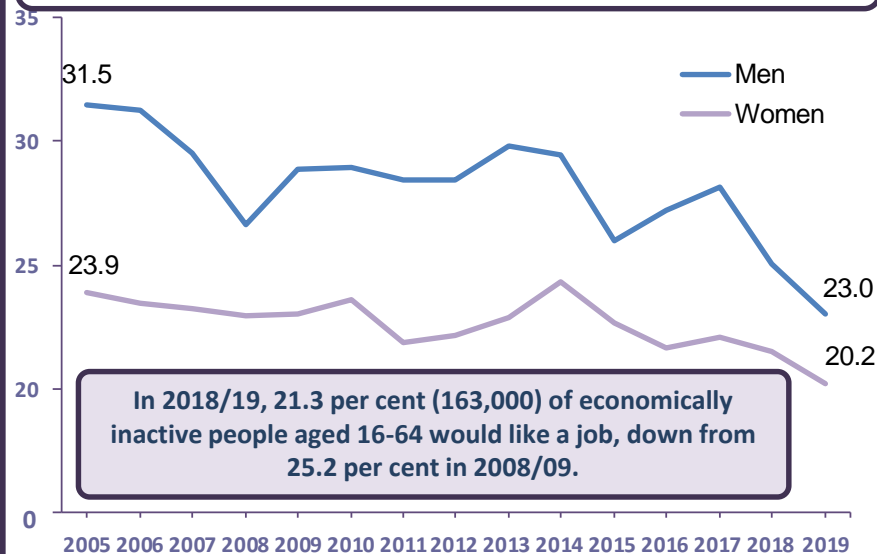
- 765,300 people aged 16-64 were economically inactive, 3,800 more than in 2008/09.
- the most common reasons given for being inactive were 'long-term sick' (27.7 per cent of all inactive) and 'student' (25.7 per cent).
- 181,400 inactive people aged 16-64 were in full-time education, accounting for 23.7 per cent of all those classed as inactive.
- Excluding those in full-time education reduces the inactivity rate in Scotland by 3.7 percentage points, from 22.2 per cent to 18.6 per cent.

Change in reasons for Economic Inactivity (16-64), Scotland, 2008/09-2018/19



Increase in economic inactivity levels since 2008/09 was driven by increases in the number of students.

Proportion of economically inactive who would like a job, Scotland, 2004/05 to 2018/19



In 2018/19, 21.3 per cent (163,000) of economically inactive people aged 16-64 would like a job, down from 25.2 per cent in 2008/09.

Quarterly Labour Market Briefing – August 2019: Youth employment and unemployment

Scotland outperforms the UK on youth employment, unemployment and inactivity rates

Labour Force Survey

338,000

Young people in employment UP 13,000 over the year (Apr-Jun 2019)

27,000

Young people unemployed DOWN 8,000 over the year (Apr-Jun 2019)

Annual Population Survey

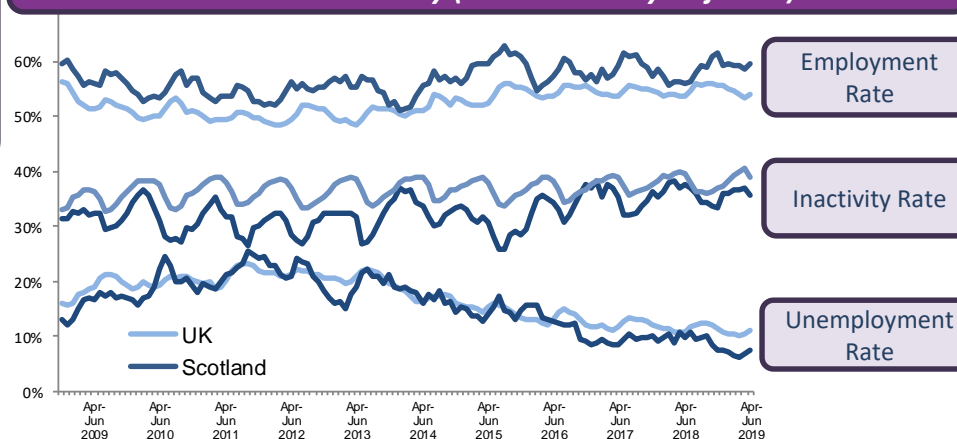
335,000

Young people in employment DOWN 9,000 over the year (Apr 2018 - Mar 2019)

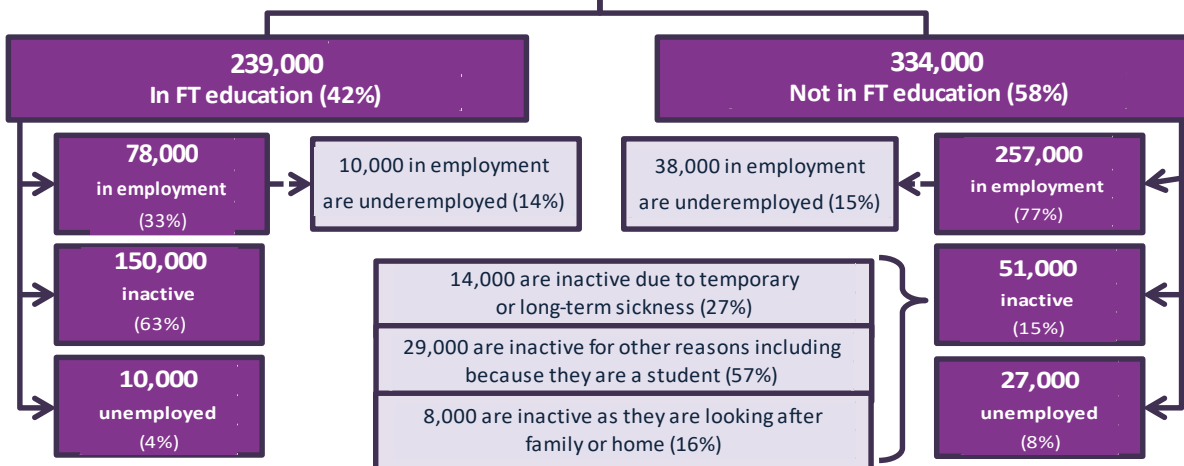
37,000

Young people unemployed UP 1,000 over the year (Apr 2018 - Mar 2019)

Youth Employment and Unemployment, Scotland and UK Labour Force Survey (Not Seasonally Adjusted)



574,000
16-24 year olds in Scotland in Apr 2018 - Mar 2019



Note: Percentages show proportion of previous group.

Overview

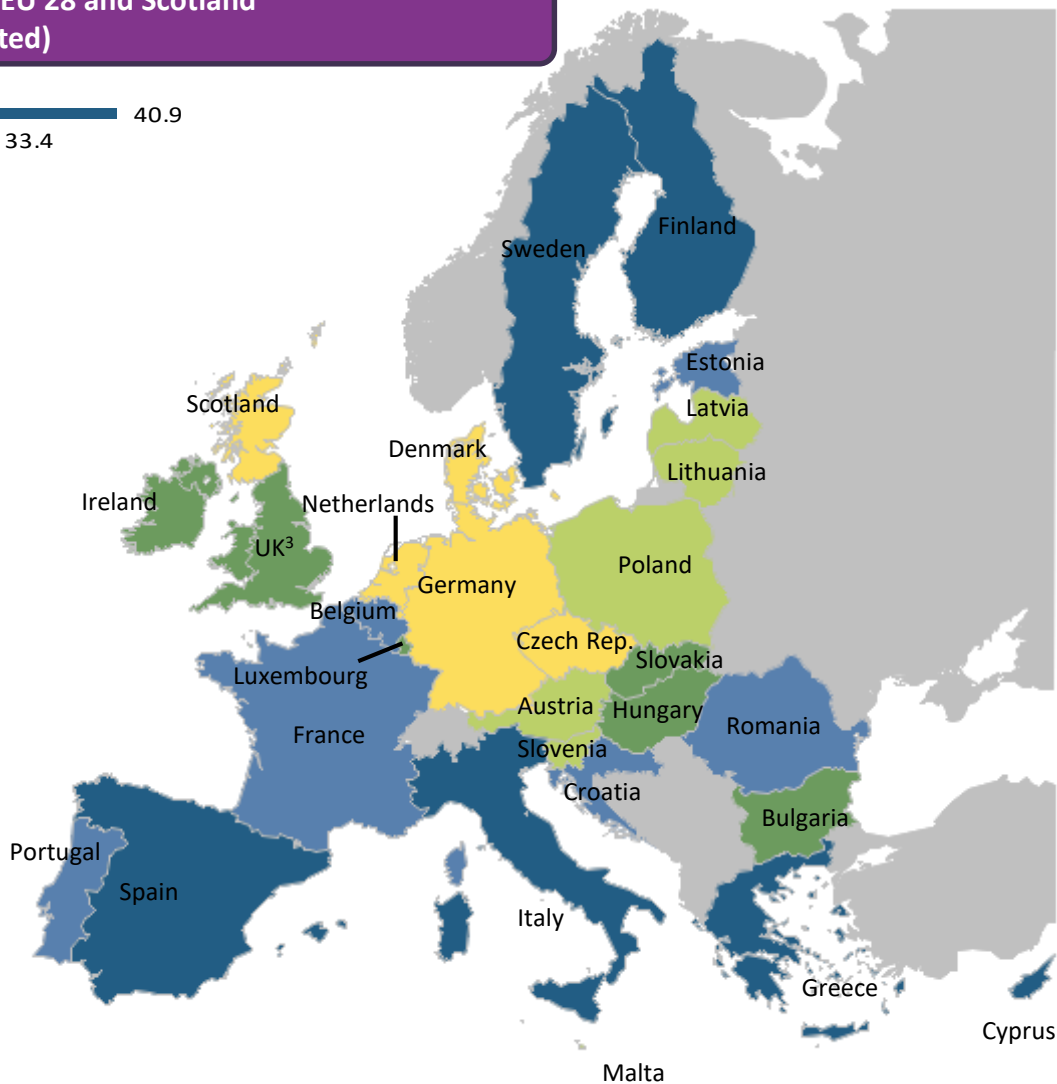
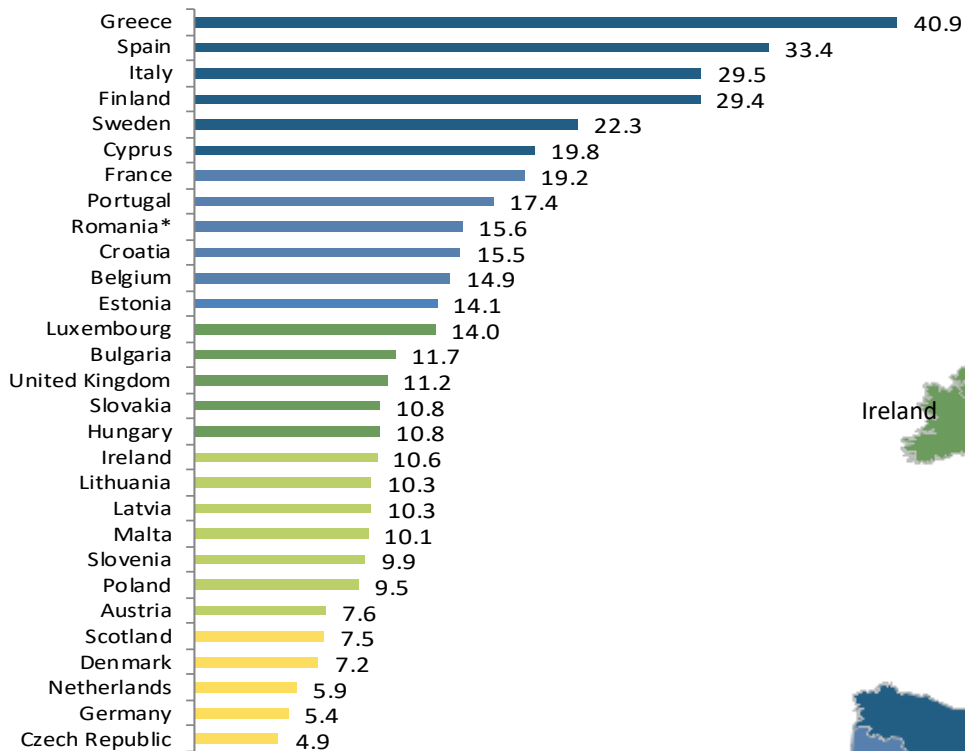
Scotland outperforms the UK on youth employment, unemployment and inactivity rates:

- Higher youth employment rate (59.6% vs. 54.0%)
- Lower youth unemployment rate (7.5% vs. 11.2%)
- Lower youth inactivity rate (35.6% vs. 39.1%)

Quarterly Labour Market Briefing – August 2019: Youth unemployment , European comparisons

Scotland's youth unemployment rate is amongst the lowest in the EU

Youth (15-24)¹ Unemployment Rate – EU 28 and Scotland (non-seasonally adjusted)



Notes

- 1. Estimates for Scotland and UK from Labour Force Survey (LFS), Apr-Jun 2019 and covers those aged 16-24. Rankings for Scotland and the UK are based on unrounded data.
- 2. * indicated data rolled over from most recently data available
- 3. UK includes Scotland

Source: Eurostat, une_rt_m dataset, May 2019 data

Boundaries: ESRI

Reproduced by permission of Ordnance Survey on behalf of HMSO.

© Crown copyright and database 2019. All rights reserved. Ordnance Survey Licence number 100024655. Map generated in SAS Enterprise Guide.

Further information

Data for this month's release is available on the Scottish Government website at:

<http://www2.gov.scot/Topics/Statistics/Browse/Labour-Market/LMTrends>

Scottish Government Labour Market Statistics:

<http://www2.gov.scot/Topics/Statistics/Browse/Labour-Market>

ONS:

Labour Market Statistics Theme page:

<http://www.ons.gov.uk/ons/taxonomy/index.html?nscl=Labour+Market>

Regional Labour Market Statistics:

<https://www.ons.gov.uk/employmentandlabourmarket/peopleinwork/employmentandemployeetypes/bulletins/regionallabourmarket/previousReleases>

NOMIS:

Online database for official labour market statistics:

<https://www.nomisweb.co.uk/default.asp>

Contact details

Scottish Government, Labour Market Statistics:

Telephone: (0131) 244 6773

email: LMStats@gov.scot

This briefing pack was produced by the OCEAES: Economic Statistics: Labour Market Statistics team. If you have any comments on the style and content of this briefing pack, please contact us at the above email address.

Next ONS release: 10 September 2019

Next SG Quarterly labour market briefing update: 12 November 2019