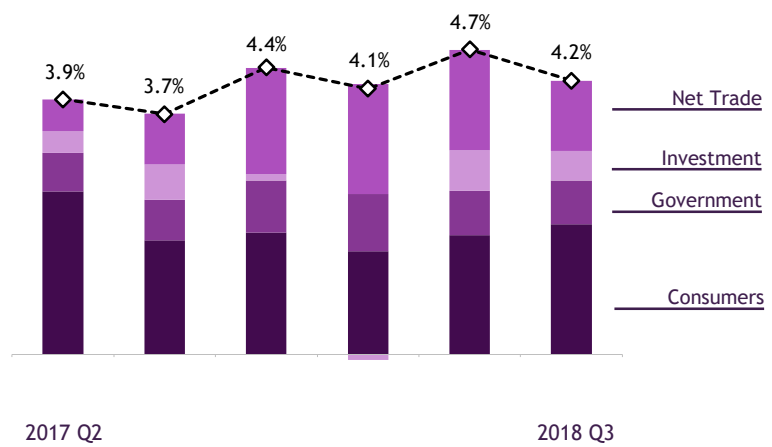


Expenditure components of GDP growth

Over the latest year, all four main components made positive contributions to the increase in the value of GDP in current prices (not real terms).

The positive contribution from net trade is due to the value of exports increasing more than imports.

What type of expenditure has driven GDP growth?

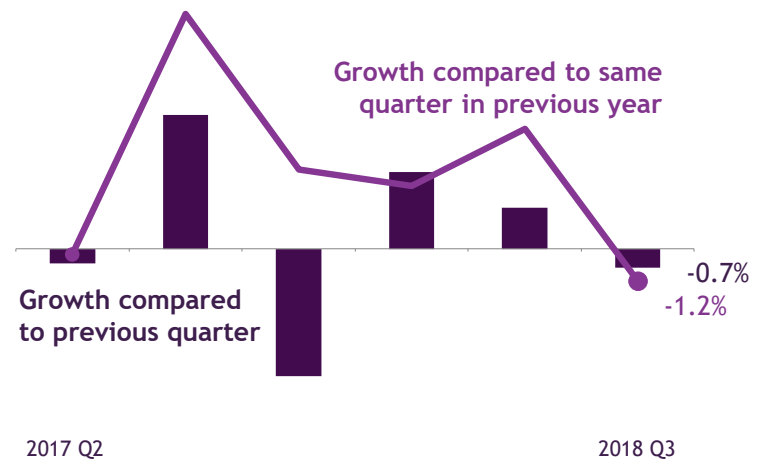


Manufactured Exports

The Index of Manufactured Exports (IME) decreased by 0.7% in volume terms during the third quarter of 2018.

Compared to the same quarter last year, the volume of manufactured exports decreased by 1.2%.

Index of Manufactured Exports (IME) growth

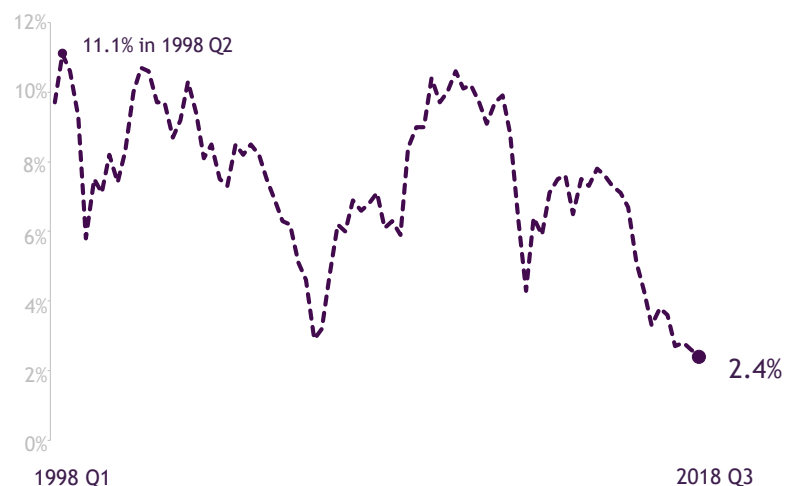


Household savings ratio

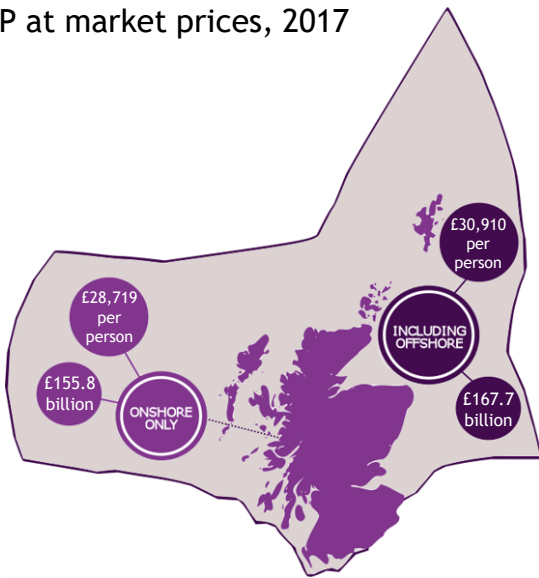
The level of Households' spending has continued to increase at a faster pace than disposable income.

As a result, the savings ratio - which is the proportion of income left for saving or investment - has fallen to 2.4%, down from 3.6% in the same quarter last year.

Quarterly Household Savings Ratio



GDP at market prices, 2017

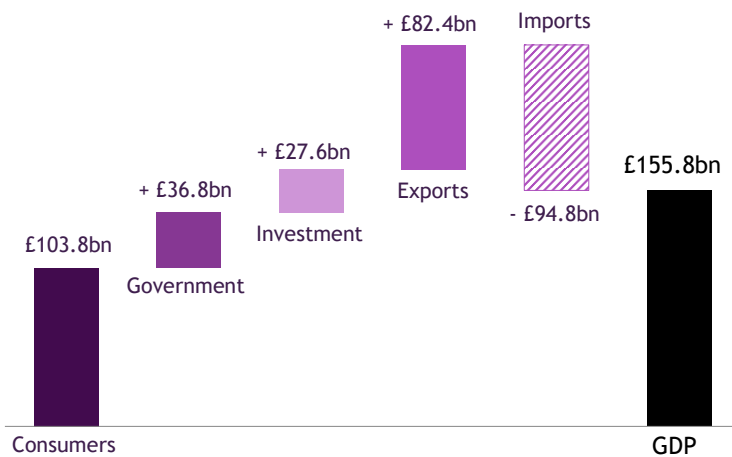


Value of Scotland's GDP

In 2017, the latest full year for which data are available, Scottish onshore GDP was estimated at £155.8 billion in total, or £28,719 per person.

Including a geographical share of extra regio (offshore and overseas) UK economic activity, Scottish GDP was estimated at £167.7 billion in total, or £30,910 per person.

Expenditure approach to onshore GDP, 2017

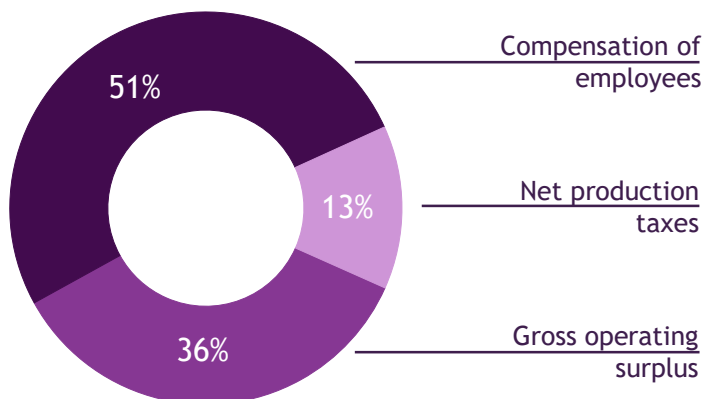


Consumer spending contributed £103.8bn to GDP in 2017

GDP can be calculated by adding together consumer spending, current government spending, private and public investment, and net trade (the value of exports minus imports).

These components are widely used for forecasting and modelling the economy.

Income approach to onshore GDP, 2017



Employee earnings account for half of GDP

Compensation of employees, which includes wages and employers' pension contributions, accounted for 51% of GDP in 2017.

Gross operating surplus (mostly company profits) accounted for 36% of GDP. The remaining 13% was generated from net taxes on production, such as business rates and VAT.