

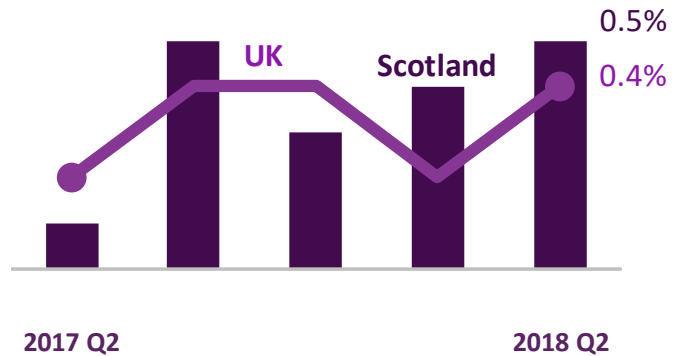


**GDP grew by 0.5% in the second quarter of 2018**

The Gross Domestic Product has grown by 0.5% during the April to June period.

UK GDP growth during this period was 0.4%.

Change in GDP compared to last quarter

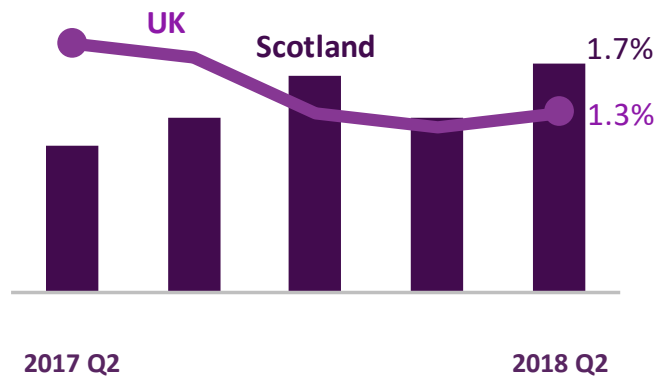


**Scottish GDP grew by 1.7% over the year**

Compared to the same time last year (2017 Q2), Scottish GDP has increased by 1.7%.

Equivalent UK growth over the year was 1.3%.

Change in GDP compared to the same quarter last year



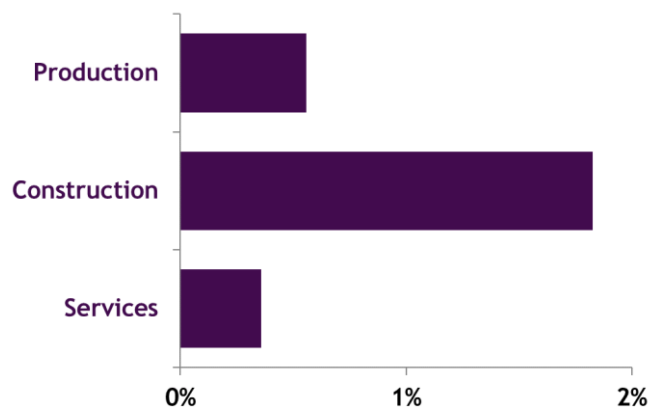
**Services, Production and Construction all showed positive growth**

In 2018 Q2, the Services sector increased by 0.4%

Output in the Production sector increased by 0.6%

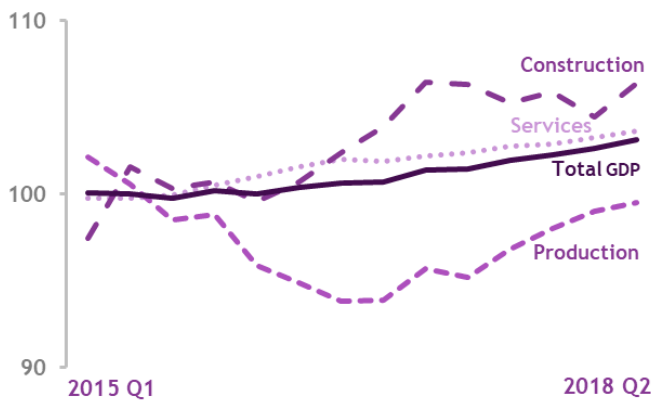
Output in Construction sector grew by 1.8%

Quarterly growth in industry sectors





Output by industry sector (2015=100)



GDP growth remains below long term trend

Services output has grown steadily and tends to be the main driver of GDP growth.

Production industries fell sharply in 2015 and 2016, but returned to growth in 2017 and 2018.

Supporting documents

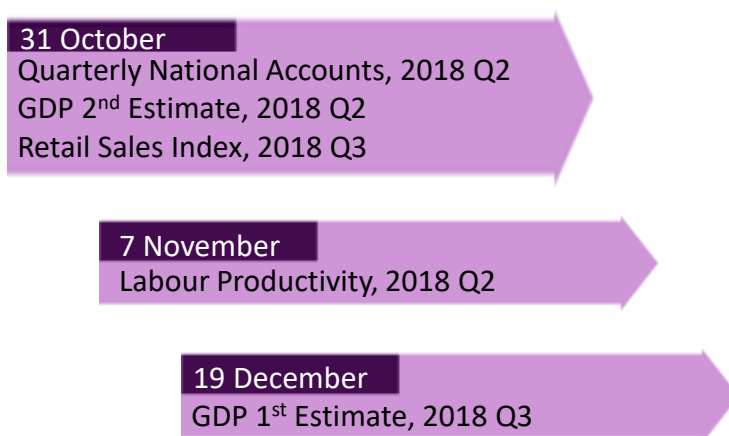
What are you looking for?	Where is it?
Longer summary	<a href="#">Main publication</a>
The data underlying this summary back in time	<a href="#">Open data platform</a> or <a href="#">Excel tables</a>
Information on revisions	<a href="#">Excel tables</a>
How the figures are calculated	<a href="#">Methodology paper</a>
What data sources are used	<a href="#">Sources catalogue</a>

More information is available in supporting documents

Information on the data behind this summary and on the methodology used for calculating these figures is available.

Links to key documents are available at [gov.scot/gdp](http://gov.scot/gdp)

Upcoming Scottish Economic Statistics



New publication schedule for GDP

The October publication of Quarterly National Accounts Scotland will include a second estimate of GDP growth for 2018 Q2.

