



SCOTTISH EXECUTIVE

Justice Department
Criminal Justice Division

St Andrew's House
Regent Road
Edinburgh EH1 3DG

Statistics Release

24 November 2004

HOMICIDE IN SCOTLAND, 2003 - STATISTICS PUBLISHED

Figures published today by the Scottish Executive reveal that Scottish police recorded 108 victims of homicide in 2003, 20 fewer than in 2002.

Summary information on homicides recorded in 2003, as known to the Scottish Executive on 10 November, 2004, is given below, (the full statistical bulletin **Homicide in Scotland** is published every two years and will next be published at end 2005).

Number of Cases and Victims of Homicide (Table 1)

In 2003, there were 108 cases currently recorded as homicide by the police. These cases resulted in the death of 108 victims, 20 fewer than in 2002. The number of homicide victims per million population was 21 in 2003, compared with 25 in 2002.

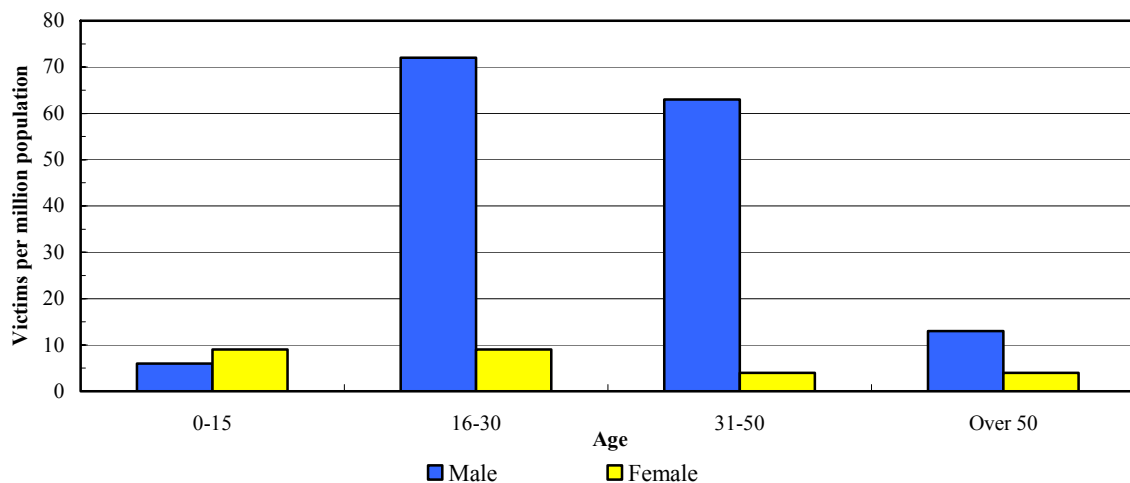
Homicide Cases by Police Force Area (Table 2)

The number of homicides in most police force areas remained similar to the numbers recorded in 2002, or showed a reduction, notably Dundee, Edinburgh and Glasgow. In the case of Lothian and Borders 17 homicides were recorded, compared to 13 in 2002. Sixty-eight per cent of homicide cases recorded in 2003 took place in the Strathclyde Police Force area.

Sex and Age of Victims (Table 3 and Chart 1)

The rate for males – 38 victims per million population – was over six times the rate for females – six per million population. There were 93 male victims of homicide in 2003, 85 per cent of the total. Male victims in the 16 to 30 age group represented the highest rate with 72 homicides per million population.

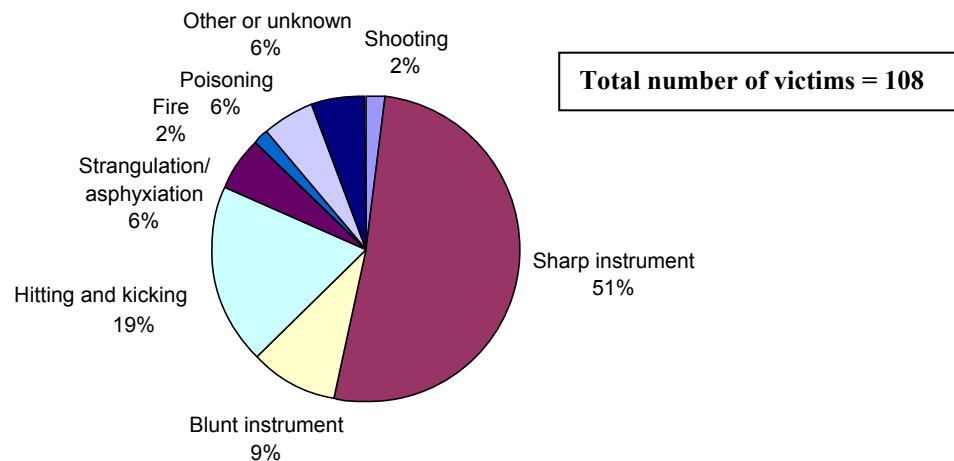
Chart 1: Homicide victims per million population, by age and sex, 2003



Method of Killing (Table 4 and Chart 2)

Homicide victims killed by the use of a sharp instrument decreased from 68 in 2002 to 55 in 2003, a drop of 19 per cent. These victims represented just over half (51 per cent) of all homicide victims in 2003, similar to the proportion in previous years.

Chart 2: Homicide victims, by method of killing, 2003



Relationship of Main Accused to the Victim (Table 5)

For all but 3 of the homicide victims in 2003, one or more accused persons have been identified. Of the 105 victims where an accused person(s) has been identified, the main accused was known to the victim in almost four-fifths of cases; 20 per cent of victims were presumed to have been killed by a relative or partner, and 59 per cent were presumed to have been killed by an acquaintance. Of the 21 victims in 2003 who were recorded as having been killed by a relative, 6 were killed by their partner. The proportion of victims who were killed by a stranger or where the relationship between

the victim and accused was unknown, was 21 per cent, similar to the proportion reported in each of the previous 4 years.

Sex and age of accused (Table 6)

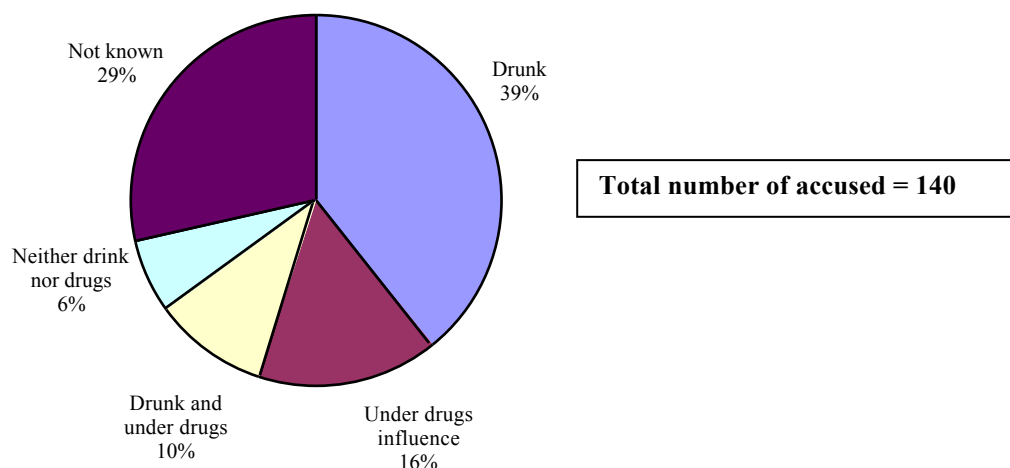
There was a total of 140 accused persons in the homicide cases recorded in 2003. As in previous years most (93 per cent) of these were male. Over half (56 per cent) of all accused were males aged 16 to 30.

Drink/drugs (Table 7 and Chart 3)

Sixty-five per cent of the total of 140 persons accused in homicide cases in 2003 were reported to have been drunk or on drugs at the time (39 per cent were drunk, 16 per cent were on drugs and 10 per cent were both drunk and on drugs). Only 9 accused persons were reported not to have been under the influence of drink or drugs. The drink/drug status was not known for the remaining 40 (29 per cent) accused.

Twelve victims (11 per cent of all homicide victims) were reported to have been killed in a drug related homicide, i.e. a homicide motivated by the need to obtain drugs (or money for drugs), homicide of a supplier or consumer of drugs in order to steal proceeds of drug trade or homicide as a consequence of rivalry within the trade/between users or dealers.

Chart 3: Drink/drug status of accused, 2003



Current Status of Cases

Fifty-nine (55 per cent) of the 108 homicides recorded in 2003 have so far resulted in a conviction for murder (29 cases) or culpable homicide (30 cases). Thirty-one people have been convicted of murder and 34 of culpable homicide.

Cases and victims currently⁽¹⁾ recorded as homicide by the police in Scotland, 1984-2003 **Table 1**

| | 1984-93 ⁽²⁾ Average | 1994 | 1995 | 1996 ⁽³⁾ | 1997 | 1998 | 1999 | 2000 | 2001 | 2002 | 2003 |
|--|-----------------------------------|------|------|---------------------|------|------|------|------|------|------|------|
| Number of cases | 92 | 108 | 132 | 115 | 90 | 94 | 118 | 104 | 107 | 126 | 108 |
| Number of victims | 96 | 111 | 133 | 134 | 90 | 96 | 119 | 105 | 110 | 128 | 108 |
| Number of victims per million population | 19 | 22 | 26 | 26 | 18 | 19 | 23 | 21 | 22 | 25 | 21 |
| Number of accused | 132 | 166 | 197 | 171 | 126 | 140 | 173 | 126 | 145 | 187 | 140 |

(1) At 10 November 2004.

(2) Excludes the case in 1988 of the Lockerbie disaster in which 270 victims were killed.

(3) Includes the 17 victims of the Dunblane shootings.

Cases currently⁽¹⁾ recorded as homicide, by police force, 1999-2003 **Table 2**

| Police Force (and council area) | 1999 | 2000 | 2001 | 2002 | 2003 |
|---------------------------------|-------------|-------------|-------------|-------------|-------------|
| Scotland | 118 | 104 | 107 | 126 | 108 |
| Central | 5 | 3 | 4 | 6 | 3 |
| Dumfries & Galloway | 3 | 6 | 6 | 1 | 2 |
| Fife | 1 | 3 | 2 | 3 | 1 |
| Grampian | 7 | 12 | 7 | 7 | 7 |
| <i>(Aberdeen City)</i> | <i>(7)</i> | <i>(3)</i> | <i>(3)</i> | <i>(3)</i> | <i>(6)</i> |
| Lothian & Borders | 16 | 10 | 13 | 13 | 17 |
| <i>(City of Edinburgh)</i> | <i>(9)</i> | <i>(4)</i> | <i>(6)</i> | <i>(10)</i> | <i>(5)</i> |
| Northern | 1 | 4 | 5 | 4 | 2 |
| Strathclyde | 81 | 60 | 65 | 82 | 73 |
| <i>(Glasgow City)</i> | <i>(34)</i> | <i>(34)</i> | <i>(32)</i> | <i>(41)</i> | <i>(30)</i> |
| Tayside | 4 | 6 | 5 | 10 | 3 |
| <i>(Dundee City)</i> | <i>(2)</i> | <i>(2)</i> | <i>(3)</i> | <i>(8)</i> | <i>(1)</i> |

(1) At 10 November 2004.

Victims currently⁽¹⁾ recorded as homicide, by sex and age, 1999-2003
Table 3

| Sex and age of victim | 1999 | | 2000 | | 2001 | | 2002 | | 2003 | |
|-----------------------|------------|------------------|------------|------------------|--------------------------|------------------|------------|------------------|------------|------------------|
| | Number | Rate per million | Number | Rate per million | Number | Rate per million | Number | Rate per million | Number | Rate per million |
| | | population | | population | | population | | population | | population |
| All persons | 119 | 23 | 105 | 21 | 110⁽²⁾ | 22 | 128 | 25 | 108 | 21 |
| Under 16 | 3 | 3 | 10 | 10 | 8 | 8 | 11 | 12 | 7 | 7 |
| 16-30 | 44 | 45 | 30 | 31 | 36 | 38 | 44 | 47 | 38 | 41 |
| 31-50 | 54 | 36 | 46 | 31 | 44 | 29 | 48 | 32 | 49 | 33 |
| over 50 | 18 | 11 | 19 | 12 | 21 | 13 | 25 | 15 | 14 | 8 |
| All males | 98 | 40 | 74 | 30 | 83 | 34 | 105 | 43 | 93 | 38 |
| Under 16 | 3 | 6 | 6 | 12 | 5 | 10 | 6 | 12 | 3 | 6 |
| 16-30 | 38 | 78 | 28 | 59 | 27 | 57 | 38 | 81 | 34 | 72 |
| 31-50 | 42 | 58 | 28 | 39 | 35 | 48 | 42 | 58 | 46 | 63 |
| over 50 | 15 | 21 | 12 | 17 | 16 | 22 | 19 | 26 | 10 | 13 |
| All females | 21 | 8 | 31 | 12 | 26 | 10 | 23 | 9 | 15 | 6 |
| Under 16 | - | - | 4 | 8 | 3 | 6 | 5 | 11 | 4 | 9 |
| 16-30 | 6 | 12 | 2 | 4 | 9 | 19 | 6 | 13 | 4 | 9 |
| 31-50 | 12 | 16 | 18 | 24 | 9 | 12 | 6 | 8 | 3 | 4 |
| over 50 | 3 | 3 | 7 | 8 | 5 | 5 | 6 | 7 | 4 | 4 |

(1) At 10 November 2004.

(2) Includes one victim with age and sex unknown.

Victims currently⁽¹⁾ recorded as homicide victims, by main method of killing, 1999-2003
Table 4

| Main method of killing | 1999 | | 2000 | | 2001 | | 2002 | | 2003 | |
|----------------------------|------------|------------|------------|------------|------------|------------|------------|------------|------------|------------|
| | Number | Percentage | Number | Percentage | Number | Percentage | Number | Percentage | Number | Percentage |
| All victims | 119 | 100 | 105 | 100 | 110 | 100 | 128 | 100 | 108 | 100 |
| Shooting | 5 | 4 | 2 | 2 | 6 | 5 | 3 | 2 | 2 | 2 |
| Sharp instrument | 66 | 55 | 43 | 41 | 49 | 45 | 68 | 53 | 55 | 51 |
| Blunt instrument | 12 | 10 | 10 | 10 | 10 | 9 | 10 | 8 | 10 | 9 |
| Hitting and kicking | 16 | 13 | 17 | 16 | 16 | 15 | 18 | 14 | 21 | 19 |
| Strangulation/asphyxiation | { 10 | 8 | 12 | 11 | 10 | 9 | 5 | 4 | 6 | 6 |
| Drowning | | | 3 | 3 | - | - | - | - | - | - |
| Fire | - | - | - | - | 6 | 5 | - | - | 2 | 2 |
| Poisoning | { 10 | 8 | 2 | 2 | 4 | 4 | 3 | 2 | 6 | 6 |
| Other or unknown | | | 16 | 15 | 9 | 8 | 21 | 16 | 6 | 6 |

(1) At 10 November 2004.

Victims currently⁽¹⁾ recorded as homicide victims, by relationship of main accused to victim, 1999-2003

Table 5

| Relationship of main accused to victim | 1999 | 2000 | 2001 | 2002 | 2003 |
|--|------------|------------|------------|------------|------------|
| All victims | 119 | 105 | 110 | 128 | 108 |
| Victims - solved cases | 117 | 105 | 108 | 126 | 105 |
| Son, daughter | 4 | 2 | 2 | 3 | 5 |
| Parent | 4 | 8 | 5 | 5 | 3 |
| Partner | 17 | 22 | 15 | 14 | 6 |
| Other relative | 4 | 4 | 4 | 6 | 7 |
| Acquaintance: | | | | | |
| Friend/social acquaintance | } 61 } | 36 | 37 | 43 | 37 |
| Business/criminal associate | | 3 | 5 | 8 | 4 |
| Rival gang member | | 3 | 1 | 3 | 4 |
| Other known person | | 10 | 17 | 19 | 17 |
| Stranger | 24 | 11 | 16 | 20 | 18 |
| Unknown | 3 | 6 | 6 | 5 | 4 |
| Victims - unsolved cases | 2 | - | 2 | 2 | 3 |

(1) At 10 November 2004.

Persons accused in homicide cases⁽¹⁾ by sex and age, 1999-2003

Table 6

| Sex and age of accused | 1999 | | 2000 | | 2001 | | 2002 | | 2003 | |
|------------------------|------------|-----------------------------|------------|-----------------------------|------------|-----------------------------|------------|-----------------------------|------------|-----------------------------|
| | Number | Rate per million population | Number | Rate per million population | Number | Rate per million population | Number | Rate per million population | Number | Rate per million population |
| All persons | 173 | 34 | 126 | 25 | 145 | 29 | 187 | 37 | 140 | 28 |
| Under 16 | 6 | 6 | 4 | 4 | 4 | 4 | 9 | 9 | 3 | 3 |
| 16-30 | 98 | 99 | 64 | 66 | 81 | 85 | 97 | 103 | 85 | 91 |
| 31-50 | 62 | 42 | 50 | 34 | 51 | 34 | 70 | 47 | 44 | 29 |
| over 50 | 7 | 4 | 8 | 5 | 9 | 5 | 11 | 7 | 8 | 5 |
| All males | 156 | 64 | 109 | 45 | 129 | 53 | 165 | 68 | 130 | 53 |
| Under 16 | 5 | 10 | 4 | 8 | 2 | 4 | 8 | 16 | 3 | 6 |
| 16-30 | 90 | 184 | 57 | 119 | 73 | 154 | 87 | 185 | 78 | 166 |
| 31-50 | 54 | 74 | 42 | 58 | 45 | 62 | 60 | 82 | 42 | 58 |
| over 50 | 7 | 10 | 6 | 8 | 9 | 12 | 10 | 13 | 7 | 9 |
| All females | 17 | 6 | 17 | 6 | 16 | 6 | 22 | 8 | 10 | 4 |
| Under 16 | 1 | 2 | - | - | 2 | 4 | 1 | 2 | - | - |
| 16-30 | 8 | 16 | 7 | 14 | 8 | 17 | 10 | 21 | 7 | 15 |
| 31-50 | 8 | 11 | 8 | 11 | 6 | 8 | 10 | 13 | 2 | 3 |
| over 50 | - | - | 2 | 2 | - | - | 1 | 1 | 1 | 1 |

(1) Currently (as at 10 November 2004) recorded as homicide.

Persons accused in homicide cases⁽¹⁾, by whether drunk and/or under influence of drugs, 1999-2003

Table 7

| Drink/drug status of accused | 2000 | | 2001 | | 2002 | | 2003 | |
|------------------------------|--------|------------|--------|------------|--------|------------|--------|------------|
| | Number | Percentage | Number | Percentage | Number | Percentage | Number | Percentage |
| All accused | 126 | 100 | 145 | 100 | 187 | 100 | 140 | 100 |
| Drunk | 46 | 37 | 59 | 41 | 56 | 30 | 55 | 39 |
| Under drugs influence | 9 | 7 | 9 | 6 | 13 | 7 | 22 | 16 |
| Drunk and under drugs | 8 | 6 | 12 | 8 | 19 | 10 | 14 | 10 |
| Neither drink nor drugs | 23 | 18 | 13 | 9 | 39 | 21 | 9 | 6 |
| Not known | 40 | 31 | 52 | 36 | 60 | 32 | 40 | 29 |

(1) Currently (as at 10 November 2004) recorded as homicide.

Notes on statistics included in this Release

1. This Statistics Release (and the biennial bulletins) gives details on cases of homicide - that is murder and common law culpable homicide. Causing death by dangerous driving and causing death by careless driving while under the influence of drink or drugs are excluded. (In 2003 there were 47 such crimes recorded by the police, including 10 of death by careless driving while under the influence of drugs or alcohol.)
2. The summary figures presented are derived from information provided by the police on each case they initially record as homicide. A single case of homicide is counted for each act of murder or culpable homicide irrespective of the number of perpetrators or victims.
3. A homicide case is included against the year in which it is recorded by the police. This is not necessarily the year in which the offence took place, the year in which the accused is brought to trial for the crime, or the year in which the case is finally disposed of by the courts.
4. The figures given in this Statistics Release are as known to the Scottish Executive on 10 November 2004. The initial classification of a case as homicide is made by the police; this will generally be murder. This classification may be altered as a result of decisions taken in the course of criminal proceedings. Some cases initially classified as homicide will, on the basis of criminal proceedings, no longer be classified as such at a later date. This happens in cases where it is found that a homicide had not in fact taken place at all, for example where the main accused person is found guilty of a lesser offence, such as serious assault; or where the decision has been made not to proceed with the case, for example if it is concluded that the victim committed suicide. For these reasons, and as a result of continual data checking, the figures for 2003 and previous years which will appear in the next bulletin may differ slightly from those given here.
5. The population data used to calculate the rate figures given in Tables 1, 3 and 6 and in Chart 1 are the relevant mid-year population estimates prepared by the General Register Office for Scotland.
6. This Statistics Release may be viewed on the Scottish Executive Internet Web Site: <http://www.scotland.gov.uk/stats/bulletins/00377-00.asp>
7. Copies of the November 2003 statistical bulletin on homicide are available at a cost of £2.00 from Scottish Executive Publication Sales, Blackwell's Bookshop, 53 South Bridge, Edinburgh, EH1 1YS.

SCOTTISH EXECUTIVE STATISTICAL SERVICES

Our aim

The aim of the Statistical Service is to provide relevant and reliable statistical information, analysis and advice that meet the needs of government, business and the people of Scotland.

Our Objectives

1. To ensure that all statistics work is relevant to meeting user needs by

- Improving the range of statistics and analysis we produce for users inside and outside of government (including for key cross cutting policy areas such as the economy, social justice, area regeneration, equality and rural issues)
- Reviewing and where practicable improving timeliness.
- Providing more statistics disaggregated by age, gender, ethnicity and other characteristics.
- Developing more data for small areas through the Neighbourhood Statistics project
- Maintaining comparability of statistics across the UK.

2. To make better use of our statistics by

- Contributing more directly to policy processes inside and where possible outside government. These include community planning, performance information, measurement of government targets, better policy making and modernising government objectives.
- Improving access to and presentation of data and analysis, through better use of the Web, improved publications and improved systems for holding and accessing background data.
- Improving the advice provided on statistics to Ministers and senior management within the Executive.

3. To develop the reliability and integrity of official statistics by

- Assuring and improving quality as an integral part of data collection and analysis and through regular reviews in line with National Statistics quality strategy.
- Developing statistical methods, systems and classifications
- Maintaining and promoting integrity through implementation of the National Statistics Code of Practice and related protocols.

4. To ensure the efficient and effective delivery of statistics products and services by

- Making full use of all sources including administrative sources.
- Minimising the burden on data providers through Survey Monitoring & Advice
- Ensuring value for money.
- Employing staff with the necessary skills and ensuring development of expertise amongst existing staff.
- Ensuring effective use of Information and Communications Technology.
- Managing, promoting and upholding the integrity of the statistics profession.

5. To plan effectively and work together by

- Producing and implementing an annual Scottish Executive Statistics Plan.
- Developing more co-ordinated working arrangements with other analytical services in and out of the Executive.
- Working with the rest of the Government Statistical Service to develop joint approaches/solutions where appropriate.
- Improving the involvement of users and providers, working on a partnership basis wherever possible.

This is a National Statistics publication

This Statistics Release has been produced to the standards set out in the National Statistics Code of Practice and Release Practice Protocol.

http://www.statistics.gov.uk/about_ns/cop/default.asp

National Statistics are produced to high professional standards. They undergo regular quality assurance reviews to ensure that they meet customer needs. They are produced free from any political interference.

Details of pre-release access will be provided in the Scottish Executive Statistics Website under 'Forthcoming Releases'

Correspondence and enquiries

Enquiries on Homicide statistics should be addressed to:

Michael Green
Justice Statistics Unit
Scottish Executive Justice Department
Area 1-WR, St Andrew's House
Edinburgh EH1 3DG
Telephone: 0131244 3538; Fax: 0131 244 2633
e-mail: michael.green@scotland.gsi.gov.uk

General enquiries on Scottish Executive statistics can be addressed to:

Ryan Stewart
Central Statistics Unit
Scottish Executive
4 Floor East Rear, St Andrew's House
EDINBURGH EH1 3DG
Telephone: 0131 244 0442; Fax: 0131 244 0335
e-mail: statistics.enquiries@scotland.gsi.gov.uk

Advice on specific areas of Scottish Executive statistical work can be obtained from staff at the telephone numbers given below:

Scottish Executive Statistics contacts

| | |
|---|-----------------|
| Schools – qualifications | (0131) 244 0313 |
| Schools – pupils and teachers | (0131) 244 0309 |
| Further and Higher Education | (0141) 242 0273 |
| The Economy | (0131) 244 2234 |
| Labour market | (0141) 242 5446 |
| Business | (0141) 242 5446 |
| Income, Tax and Benefits | (0131) 244 2583 |
| Local government finance | (0131) 244 7033 |
| Environment, planning & local government staffing | (0131) 244 0445 |
| Equality | (0131) 244 0442 |
| Housing | (0131) 244 7236 |
| Transport | (0131) 244 7255 |
| Health | (0131) 244 3432 |
| Community Care | (0131) 244 3777 |
| Social Justice | (0131) 244 0442 |
| Scottish Executive personnel | (0131) 244 3926 |
| Agricultural census and labour force | (0131) 244 6150 |
| Fisheries | (0131) 244 6441 |
| Courts and law | (0131) 244 2227 |
| Recorded crime and prisons | (0131) 244 2225 |

Other contacts for Scottish statistics

| | |
|---|------------------------------------|
| Forestry Commission | (0131) 314 6337 |
| The Scottish Funding Councils for Higher and Further Education | (0131) 313 6575 |
| General Register Office for Scotland - Vital statistics and publications - Population statistics, census statistics or digital boundary products | (0131) 314 4243 (0131) 314 4254 |

For **general enquiries about National Statistics** in the United Kingdom Government contact the National Statistics Public Enquiry Service on **020 7533 5888**
minicom: 01633 812399
Email: info@statistics.gov.uk
Fax: 01633 652747
Letters: room DG/18, 1 Drummond Gate,
LONDON SW1V 2QQ

You can also find National Statistics on the internet - go to **www.statistics.gov.uk**

Current staff names, e-mail addresses and the publications listed below as well as a range of other statistical publications can be found on the Scottish Executive Web site at **www.scotland.gov.uk/stats**.

Further information on the General Register Office for Scotland is available on the website **www.gro-scotland.gov.uk**

Most recent Criminal Justice Statistical Publications relating to the Crime and Justice theme

| Ref no. | Title | Last published | Price |
|--------------------|---|----------------|-------|
| CrJ/2003/8 | Domestic Abuse Recorded by the police in Scotland, 2002 | Nov 2003 | £2.00 |
| CrJ/2003/10 | Criminal Justice Social Work Statistics, 2002-03 | Dec 2003 | £2.00 |
| Statistics Release | Provisional Prison Statistics Scotland, 2003 | Feb 2004 | N/A |
| CrJ/2004/1 | Criminal Proceedings in Scottish Courts, 2002 | Feb 2004 | £2.00 |
| CrJ/2004/2 | Fire Statistics Scotland, 2002 | April 2004 | £2.00 |
| CrJ/2004/3 | Liquor Licensing in Scotland, 1999-2003 | May 2004 | £2.00 |
| CrJ/2004/4 | Firearm Certificates Statistics, Scotland, 2003 | May 2004 | £2.00 |
| CrJ/2004/5 | Recorded crime in Scotland, 2003 | June 2004 | £2.00 |
| CrJ/2004/6 | Prison Statistics Scotland, 2003 | Aug 2004 | £2.00 |
| CrJ/2004/7 | Recorded Crimes and Offences Involving Firearms, Scotland, 2003 | Oct 2004 | £2.00 |

Additional copies of these publications may be purchased from **Scottish Executive Publication Sales, Blackwell's Bookshop, 53 South Bridge, Edinburgh, EH1 1YS**, Telephone: (0131) 622 8283, Fax: (0131) 622 8258. Cheques should be made payable to 'Blackwell's Bookshop'.

Complaints and suggestions

If you are not satisfied with our service, please write to the Chief Statistician, Mr Rob Wishart, 4 Floor East Rear, St Andrews House, Edinburgh, EH1 3DG, Telephone: (0131) 244 0302, e-mail rob.wishart@scotland.gov.uk. We also welcome any comments or suggestions that would help us to improve our standards of service.

Crown Copyright

Brief extracts from the Crown Copyright material in this publication may be reproduced provided the source is fully acknowledged.