

COVID-19: Framework for Decision Making

**Scotland's route map
through and out of the crisis**

**Supporting Evidence for
moving to Phase 1**

May 2020



Scottish Government
Riaghaltas na h-Alba
gov.scot

Introduction

Scotland's Route map published on 21st May describes an evidence-led and transparent approach to easing restrictions and sets out a phased approach towards the future. To judge whether and when restrictions can be changed, a range of evidence will be considered on the progress of the pandemic in Scotland including what we know about the reproduction rate of the virus and data on the number of infectious cases.

To progress from Lockdown to Phase 1 we need to see evidence of transmission being controlled. This includes the R number being below 1 for at least 3 weeks and the number of infectious cases starting to decline. Evidence of transmission being controlled is indicated by a sustained decline in supplementary measures including new infections, hospital admissions, ICU admissions and deaths of at least 3 weeks.

An assessment of this evidence has been completed by Scottish Government analysts:

1. The data on R and infectious pool is sourced from *Coronavirus (COVID-19): modelling the epidemic in Scotland (Issue No 2)* published 28th May. This sets out Scottish Government modelling of the spread and level of Covid-19 using data from the week up to the 22 May 2020 using epidemiological modelling.
2. The evidence on supplementary measures has been compiled from a range of data sources including the daily data published on the Scottish Government Coronavirus web page and from weekly reports published by Public Health Scotland and National Records of Scotland. This evidence is based on the latest data published on Wednesday 27th May.

An assessment of progress against each of the measures is set out below.

1. R and infectious cases

R is currently estimated to be between 0.7 and 1.0 for COVID in Scotland. It has been at that level for the last four weeks.

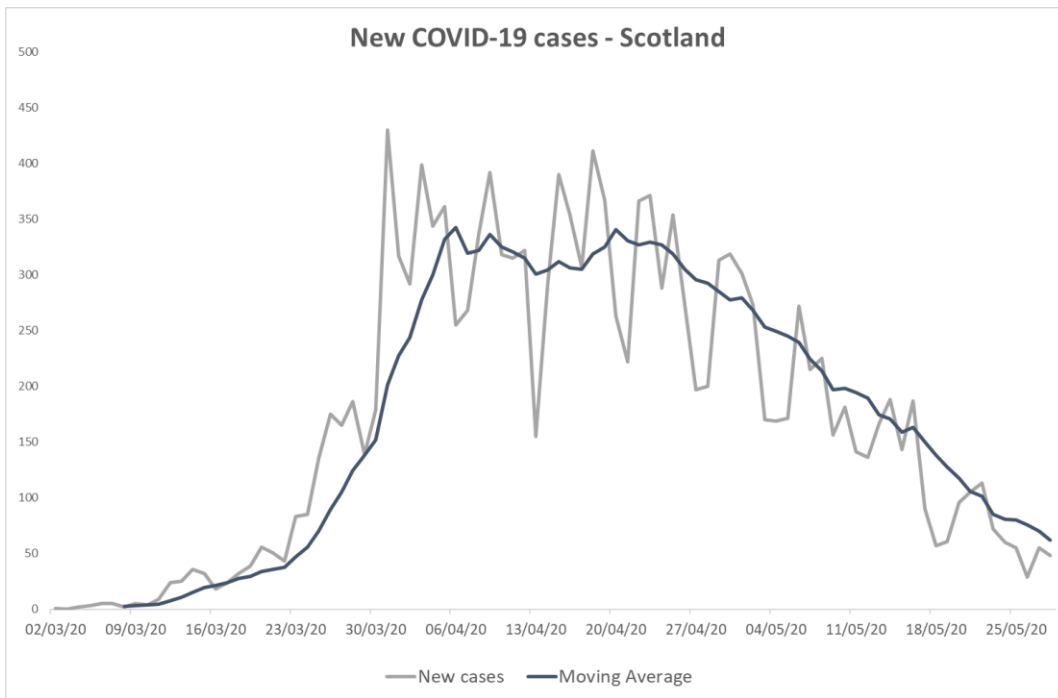
The epidemiological model estimates the number of infectious people in Scotland on 22 May to be around 19,000. This is the third week in a row there has been a decline in this number.

Further modelled information on hospital beds and intensive care along with the above R and infectious cases data will be published in a weekly update every Thursday.

2. Supplementary Measures

Confirmed COVID-19 cases in Scotland by day

The number of confirmed COVID-19 cases by date has shown a sustained decline since the latest peak on 20th April 2020 based on the 7 day moving average. This is in the context of increased testing and expanded eligibility. This is published daily on the Scottish Government website.

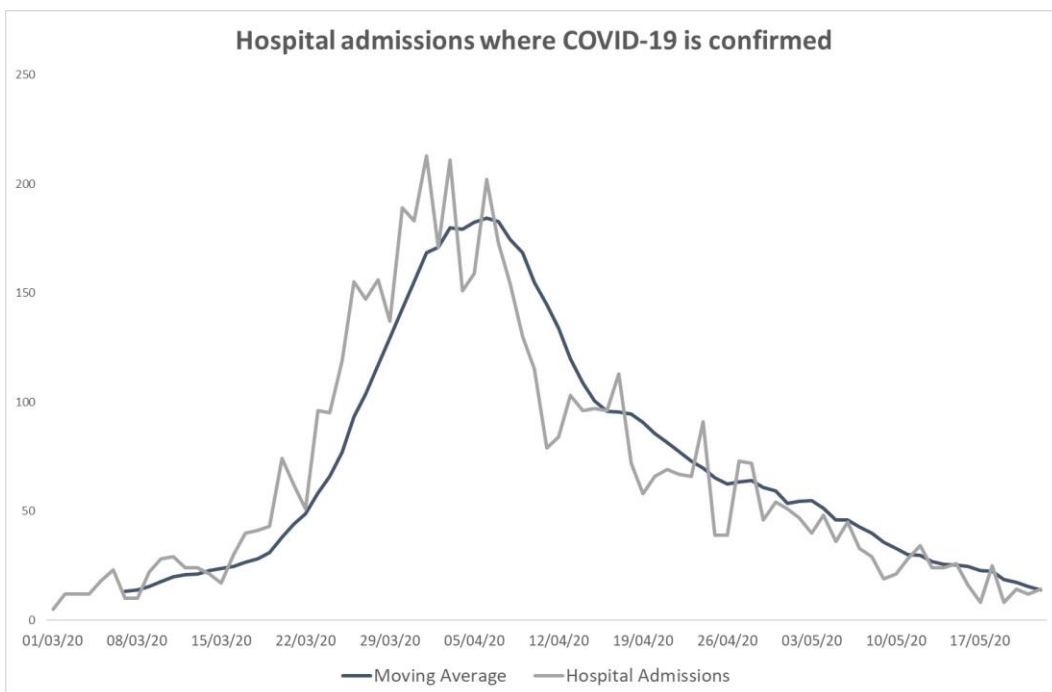


Source: Health Protection Scotland

<https://www.gov.scot/publications/coronavirus-covid-19-daily-data-for-scotland>

Hospital admissions by day where COVID-19 is confirmed

The number of hospital admissions per day for those with a positive COVID-19 result has also shown a sustained decline since 7th April 2020 based on the 7 day moving average. The next update will be Wednesday 3rd June 2020.

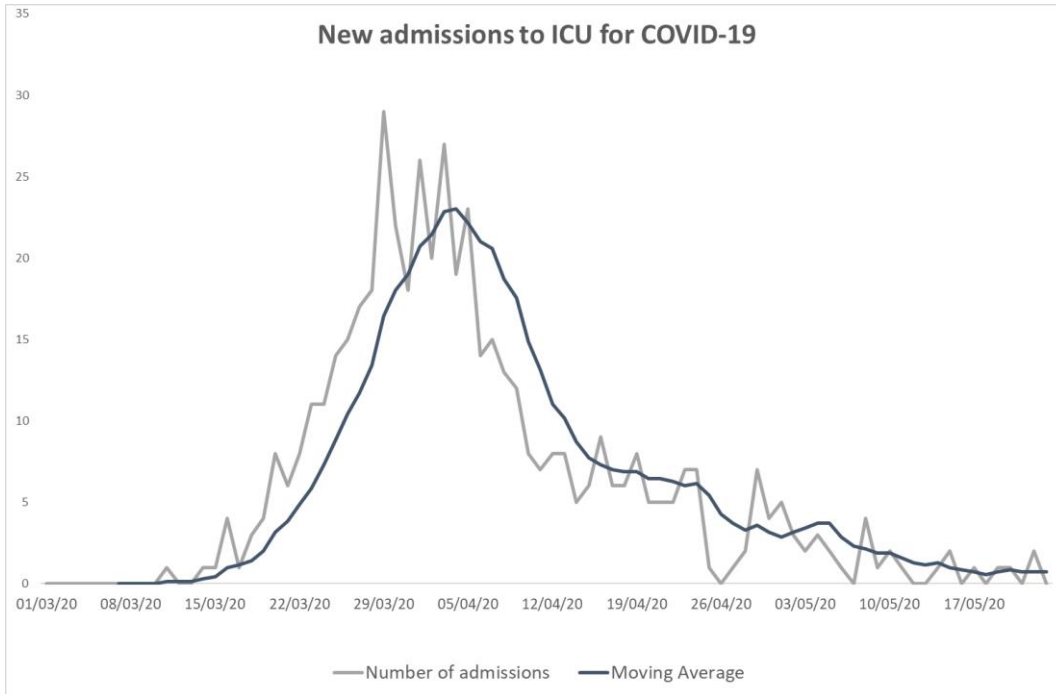


Source: Public Health Scotland

<https://www.publichealthscotland.scot/our-areas-of-work/sharing-our-data-and-intelligence/coronavirus-covid-19-data/> Note – analysis of COVID-19 admissions cross-references ECOSSE lab data with hospital admission records from acute hospitals. Only confirmed COVID-19 cases recorded on ECOSSE have been included in the hospital admissions figure.

ICU admissions by day of admission to Unit for those where COVID-19 is confirmed

The number of new daily ICU admissions has shown a sustained decline since 4th April based on the 7 day moving average. These are admissions to ICU where COVID-19 was confirmed before discharge. The next update will be Wednesday 3rd June 2020.

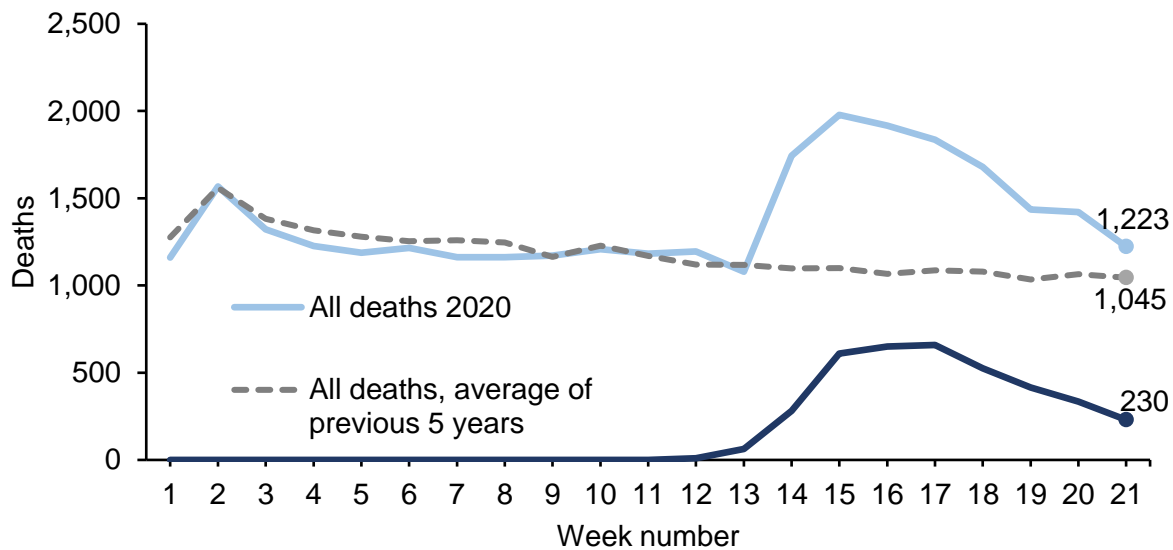


Source: Public Health Scotland

<https://www.publichealthscotland.scot/our-areas-of-work/sharing-our-data-and-intelligence/coronavirus-covid-19-data/>

Deaths by week of registration Scotland to May 24th 2020

There has been a sustained decline in the number of weekly deaths among confirmed and probable cases. The number of deaths peaked in Week 17 (20 April to 26 April 2020). The next update will be on Wednesday 3rd June 2020.



Source: National Records of Scotland

<https://www.nrscotland.gov.uk/covid19stats>



Scottish Government
Riaghaltas na h-Alba
gov.scot

© Crown copyright 2020

OGL

This publication is licensed under the terms of the Open Government Licence v3.0 except where otherwise stated. To view this licence, visit nationalarchives.gov.uk/doc/open-government-licence/version/3 or write to the Information Policy Team, The National Archives, Kew, London TW9 4DU, or email: psi@nationalarchives.gsi.gov.uk

Where we have identified any third party copyright information you will need to obtain permission from the copyright holders concerned.

This publication is available at www.gov.scot

Any enquiries regarding this publication should be sent to us at
The Scottish Government
St Andrew's House
Edinburgh
EH1 3DG

ISBN: 978-1-83960-771-4 (web only)

Published by The Scottish Government, May 2020

Produced for The Scottish Government by APS Group Scotland, 21 Tennant Street, Edinburgh EH6 5NA
PPDAS738586 (05/20)

W W W . G O V . S C O T