

Progress Report on Performance Against the Committed List - Q2 2023/24

March 2024

Investment Group

Progress Report on Performance Against the Committed List for Quarter 2 2023/24

Table of Contents

1. Purpose.....	1
2. Executive Summary	3
3. Indicator of Progress of Overall Delivery.....	7
4. Overall Project Progress Water Portfolio	11
5. Overall Project Progress Wastewater Portfolio	16
6. Overall Project Progress CE&FS&SS Portfolio.....	22
7. Progress in delivering SR15 Completion Projects	26
8. Future Improvements to Reporting	28
9. Conclusions	28
10. Appendices.....	29
Appendix A – Water Sub-Portfolios.....	29
Appendix B – Wastewater Sub-portfolios.....	44
Appendix C – CE&FS&SS Sub-Portfolios.....	62
Appendix D – Glossary of Terms	78

1. Purpose

This document sets out how Scottish Water is progressing with the delivery of projects and programmes included on the ‘Committed List’ and confirms the position up to the end of Sept 2023 (Q2 23/24).

What We Monitor

Each quarter Scottish Water reports on its progress with the delivery of projects and programmes included in the Committed List as follows:

Section 2: Executive Summary – to highlight key findings and to provide an overview of levels of investment compared to the Delivery Plan and highlight delivery risks that have, or may, impact progress.

Section 3: Indicator of Progress of Overall Delivery (**IPOD**) - to provide an insight to stakeholders on progress of projects on the Committed List compared with the forecasts set when the projects were committed to delivery - and to take learning from any variances.

Section 4: Progress of delivery of committed projects within **Water portfolio** - to provide stakeholders with a view of how the water portfolio is progressing.

Section 5: Progress of delivery of committed projects within **Wastewater portfolio** - to provide stakeholders with a view of how the wastewater portfolio is progressing.

Section 6: Progress of delivery of committed projects within **Customer Engagement, Flourishing Scotland and Support Services (CE&FS&SS) portfolio** - to provide stakeholders with a view of how of this portfolio is progressing.

Section 7: Progress in delivering SR15 completion projects – to provide stakeholders with a view of how the planned completion portfolio, and projects delayed due to Covid-19 and other risks, are progressing.

Section 8: Future Improvements to Reporting

Section 9: Appendices

Progress of sub-portfolios can be found in Appendices A – C.

A Glossary of Terms can be found in Appendix D – this will be added to over time.

2. Executive Summary

2.1 Progress with Investment

Scottish Water's (SW's) investment programme is one of the largest infrastructure programmes in Scotland – delivering the vital assets that enable us to maintain and improve the water and wastewater services people depend on every day - and supporting growth and development to ensure that communities can flourish. Every community in Scotland, be it a town, city or village depends on our pipes and treatment works to deliver essential services.

At the end of Q2 2023/24, we have invested £395m on Tier 2 projects and sub-programmes. This investment includes £67m of enhancement (including flooding), £27m of SR15 Completion, £41m of growth, £5m of support and £255m in asset replacement, planned repair and refurbishment. Responsive repair and refurbishment expenditure was £109m which takes the total investment to £504m. These investment levels are on track to deliver in line with our Delivery Plan¹ forecast of between £855m to £995m. Note that these figures are in out-turn prices and a comparison with 2017/18 prices will be made in the Q4 2023/24 report as was done in 2022/23.

Through our people and partners and by continuing to transform, innovate and work with communities and customers, we continue to deliver year on year growth in investment.

2.2 Progress with Delivery Against Forecasts

Investment needs are identified and then a balanced programme is created through considered prioritisation, which will contribute to meeting objectives set out by Ministers for the regulatory period. Once these needs are developed, associated investment projects and programmes of work are created and are committed to. Updates are then given to IG via the 'Progress to Committed List' report. The 'Committed List' is therefore updated dynamically and forecasts for delivery are included.

The Indicator of Progress of Overall Delivery (IPOD) provides a high-level measurement of Scottish Water's progress in delivering the Committed List for projects over £1.0m. It assesses the progress of these investment projects monitored across 3 delivery gates combining this information to give an overall score with the intention of gaining and implementing learning and monitoring delivery. The overall capital programme is considered 'on track' if IPOD is within the target range.

The IPOD indicator currently sits on target at 721 points, against a target range of 690 to 810 points. For the 3 delivery gates, progress is:

- Start On Site – 195 points against a target range of 158 to 206
- Acceptance – 269 points against a target range of 272 to 311
- Financial Completion – 257 points against a target range of 260 to 293 points

¹ [SWAnnualReport2023.pdf \(scottishwater.co.uk\)](#)

The performance of projects starting on site remains strong and well within the target range. There has been improved performance during this quarter with the 'Acceptance' milestone resulting in being 3 points short of the target range from 14 short last quarter. It is forecast to recover in Q3 and remain in the target range to year end.

The financial completion milestone has moved out of target range this quarter. The performance of this milestone is linked to the Acceptance milestone and is therefore, based on the improving performance of projects gaining Acceptance and focus on expediting the commercial aspects of the projects in timely manner it is anticipated to return to be within target range by year end.

An example project in Wellgate, Lanark. This flooding project is in the centre of Lanark and reached acceptance (G100) in Q2, allowing 3 internal and 4 external properties to be removed from the flooding register. The project constructed an off-line storage shaft in the Wellgate car park, using an innovative flushing system which allows a shallower depth of construction and carbon saving. The project was one of many projects delayed due to the worldwide supply shortage of semi-conductors. The project required careful planning with the local community and businesses. Learning taken from this project includes keeping track of global resource supplies of commonly used kit and procuring such items early in the lifecycle of the project.

Before committing to the delivery of a project we carefully consider the balance of the likelihood of delay due to risks compared with setting an over cautious target that may to lose the focus and need to drive delivery. We continue to identify learnings that can be used for future projects.

On the SR15 completion programme further action is being taken through deep dives on every project to identify opportunities to expedite the projects and utilise the 'fresh eyes' of the new Director of Capital Investment at Scottish Water. However, it is acknowledged that the remaining projects are proving to be the most challenging and the Investment Planning and Prioritisation Framework (IPPF) mitigates similar issues occurring in this period as projects are only added to the Committed List after conclusion of optioneering.

Regular bilateral meetings are held with DWQR and SEPA where projects of specific interest to these stakeholders including SR15 completion projects are reviewed to give detailed updates on progress on projects and answer any queries.

Scottish Water monitors actual costs at financial completion compared with forecasts at the time of commitment. The target range is between +/- 5%. We continually look for opportunities for gaining and implementing learning to feed into future projects. At the end of Q2 2023/24 the IFAC indicator is outside the target range at -7.3%. This is due to the outturn cost of projects achieving G110 in the previous 12 months being lower than that agreed at commitment. The forecast is for this measure to be back within the range by the end of the year.

2.3 Ongoing Delivery Risks: What are they? How do we mitigate them and how do we continue to learn?

Scottish Water continue to monitor and endeavour to mitigate the 3 broad categories of risks that may impact our forecasts:

- Third Party Risk - Potential delays due to third-party issues. *Mitigated through our prepare process and close relationships with third parties.*

- Construction Risk – Unforeseen delays from allowable events or poor performance on site. *Mitigated by collaborative working with our delivery partners.*
- Construction Market Conditions – *Mitigated through project planning.*

A detailed summary of the risks associated with construction market conditions was given in the Q4 2022/23 report. The risks being faced continued in Q2, and our delivery teams continue to mitigate by resequencing of project design, planning and procurement to cater for fluctuating prices and materials shortages.

The risks and impacts related to the demand for experienced resource in Scotland continues with both Scottish Water and the delivery partners experiencing losses of key resource to other sectors who offer greater reward packages. Exploration into possible mitigation actions is underway including a cross partner approach to attraction of skills to our sector.

Alongside the key learnings that we use to inform how we deliver future projects and programmes; we have a number of initiatives underway focussed on transforming the efficiency of delivery teams to get onto and off site. These initiatives include standardising designs, use of design libraries, use of designs that maximise off-site fabrication, leaning governance, leaning processes and future opportunities for automation which should drive increased capacity and improved productivity of the delivery teams.

2.4 Customer Benefits

A key discussion topic at DAG (currently IG) has been in relation to what improvements to reporting are needed to be able to monitor outputs and outcomes for customers from projects delivered on the Committed List.

The Short Life Task Group (SLTG) that was established on the back of the DAG meeting for year-end 2022/23, with a focus on agreeing a common definition and relationship between of outputs, outcomes and benefits met in September. Further work will be undertaken in November with WICS to agree common definitions of outputs and outcomes.

It is recognised that further work is required to produce reporting that includes monitoring of outputs and outcomes (see paper IGWG 18-02 “Outputs and Outcomes update” presented at November WG meeting. This can be found [here](#)).

2.5 Conclusions

The IG is invited to note that:

- At the end of Q2 2023/24 investment levels are on track to deliver in line with our Delivery Plan forecast of between £885m to £995m. At the end of Q2 we had invested £395m on Tier 2 projects and sub-programmes. *(please note we have added this to the main body of the report as well).*
- The overall IPOD indicator is within the target range of 690 to 810 points at 721 points and our forecast shows that the IPOD indicator will remain within target range for the rest of the year.
- There are two areas where the IPOD is outside of the range - these are G100 (Acceptance) and G110 (Financial Completion).

- On the “Acceptance” milestone we are 3 points outside of the range. This has been primarily driven by the wastewater portfolio where a number of projects have been impacted by the realisation of construction risks, third party issues and additional scope requirements.
- On the Financial Completion milestone we are 13 points below the target range. Again this has been primarily driven by the wastewater portfolio where a number of projects have impacted by the realisation of construction risks, third party issues and additional scope requirements.
- An area of concern is the SR15 completion programme where 108 projects (62 “delayed projects” and 46 “Planned projects”) have been delivered against a Q2 forecast of 138 projects (84 “delayed projects” and 54 “Planned projects”). This has been due to a combination of changes in scope and third party challenges.

3. Indicator of Progress of Overall Delivery

The Indicator of Progress of Overall Delivery (IPOD) provides a high-level measurement of Scottish Water’s progress in delivering the Committed List for projects over £1.0m². It assesses the progress of these investment projects monitored across 3 delivery gates combining this information to give an overall score.

When projects are added to the Committed List, each milestone is allocated 1 point. Each quarter, the number of points achieved by reaching gates is assessed against the baseline³ level for the previous quarter (lower limit) and the subsequent quarter (upper limit). These points are shown as absolute scores. Scottish Water is considered to be within the target range where the number of points gained lies within the lower and upper limits.

At the end of September 2023 (Q2 2023/24), Scottish Water's IPOD position was on track at 721 points, against a target range of 690 to 810 points. (Figure 1).

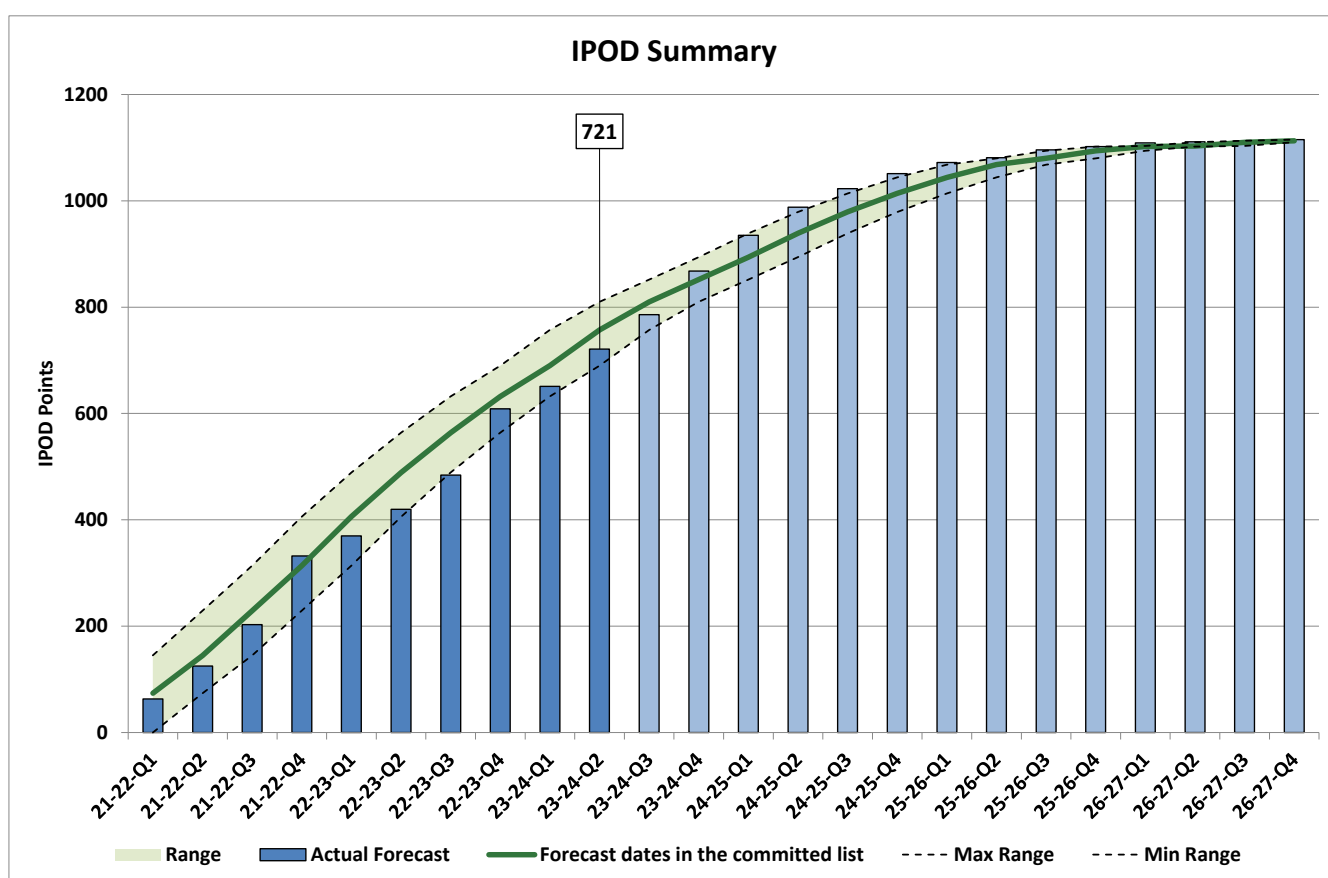


Figure 1: Indicator of progress of Overall Delivery (IPOD) at Quarter 2 2023/2024

The green line in the figure above shows the aggregate of the forecast dates in the Committed List (the baseline). The solid blue bars show Scottish Water’s actual position, and the light blue bars show the forecast position for future months. The green area above shows the + or – 3 months target range (i.e., the baseline from the previous and subsequent quarters respectively).

² Forecast costs at the time of addition to the Committed List

³ The baselines are determined by the projects forecast dates at the time inclusion in the Committed List

Being above this shows that Scottish Water is more than 3 months ahead of the baseline and being below this shows that Scottish Water is more than 3 months behind the baseline.

Figures 2, 3 and 4 below show the IPOD position at Q2 2023/2024 by individual milestone.

IPOD – Start On Site

27 projects started on site during Q2 bringing the total number of projects achieving the Start On Site (SOS) milestone to 195 with performance being in the top half of the range of 158 to 206 points.

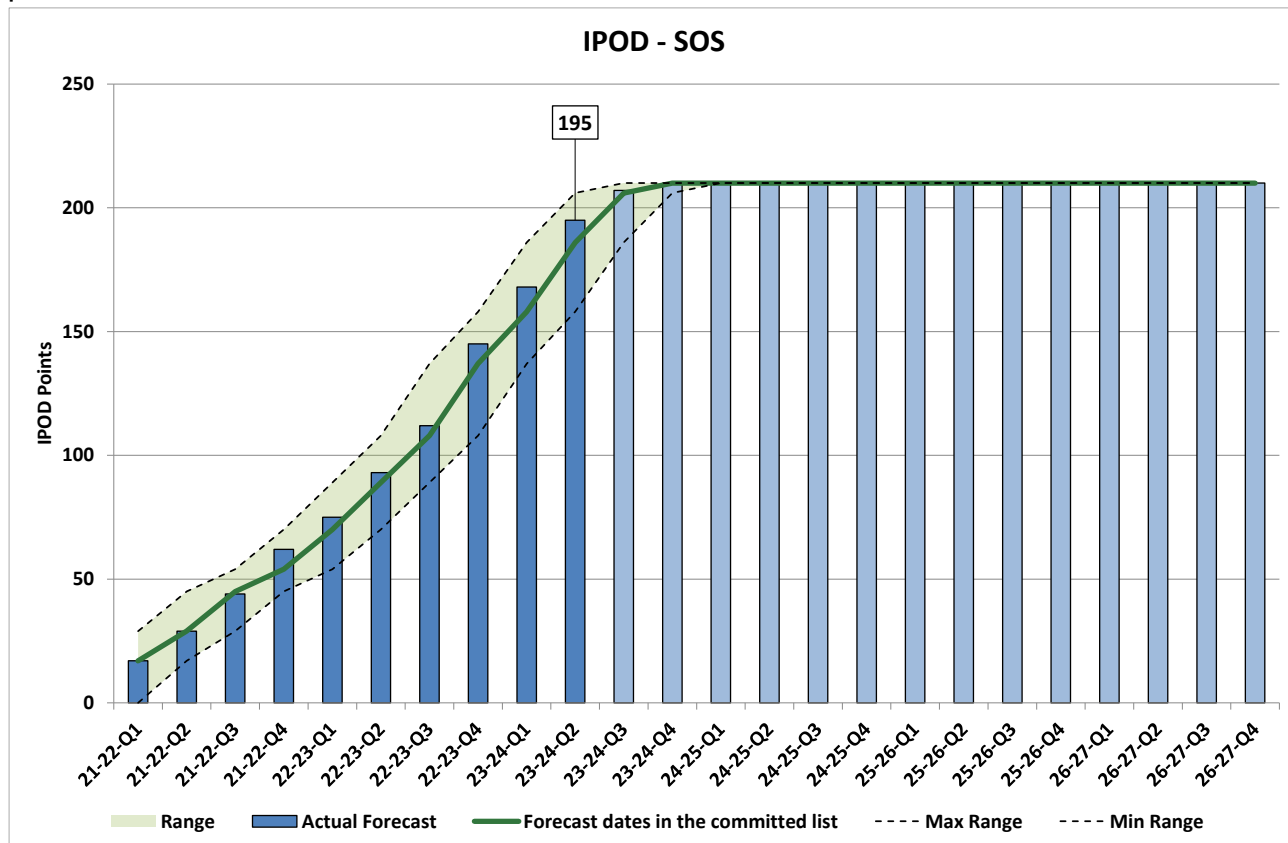


Figure 2: Indicator of progress of Overall Delivery (IPOD) at Quarter 2 2023/2024 for Start On Site

IPOD – Acceptance

23 projects achieved acceptance during Q2, bringing the total number of completed projects delivering benefit to customers to 269 which is out with the target range of 272 to 311 points. This position is forecast to gradually improve and be within target range at end of Q3 (301 points).

Explanation of this movement can be found in Sections 4 & 5. Full details of the projects on the water and wastewater portfolios are now shared regularly with DWQR and SEPA.

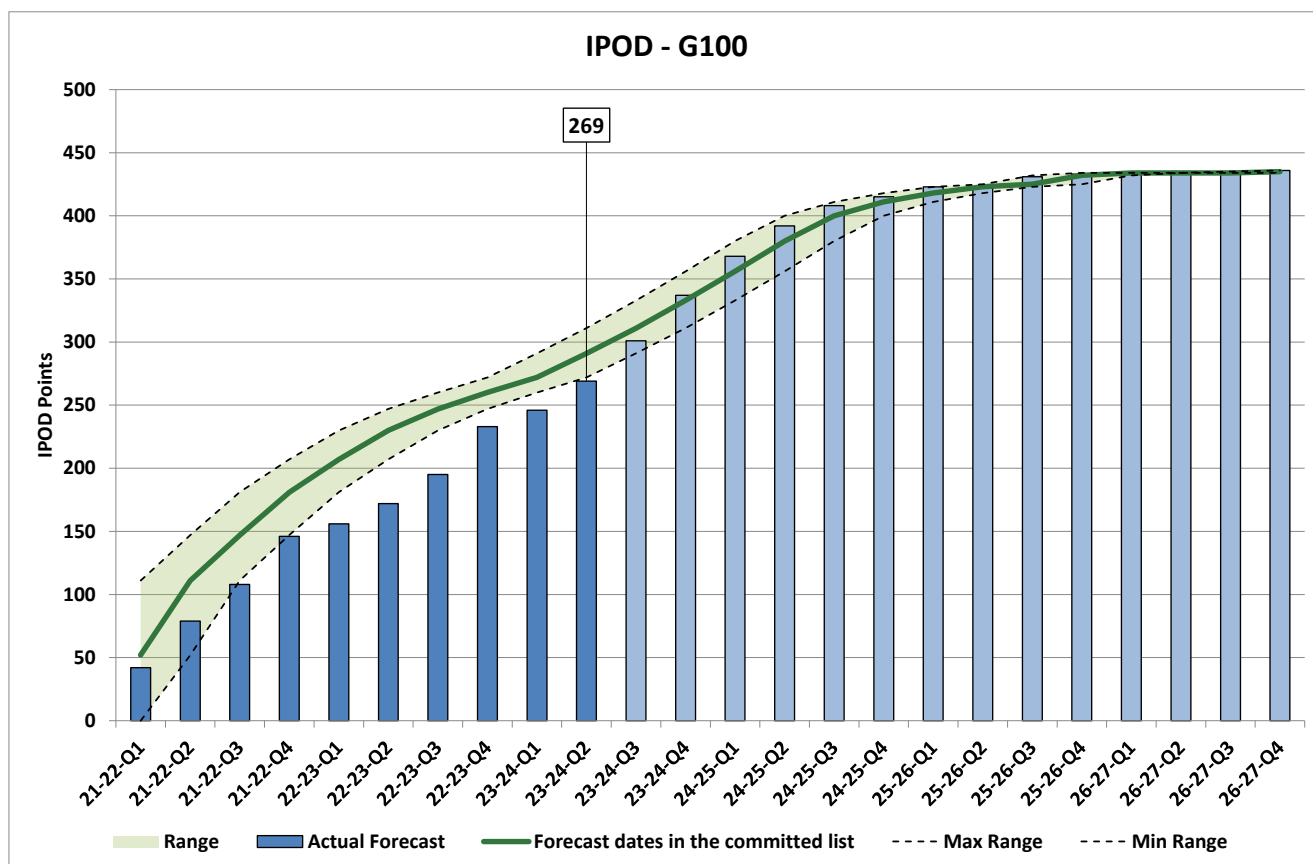


Figure 3: Indicator of progress of Overall Delivery (IPOD) at Quarter 2 2023/2024 for Gate 100 (Project Acceptance)

IPOD – Financial Completion

20 projects achieved financial completion during Q2, taking the total achieved to 257 which is just out with the target range of 260 to 293 points. The forecast at the end of Q3 for this indicator is that it will remain out with the range of 280 – 309.

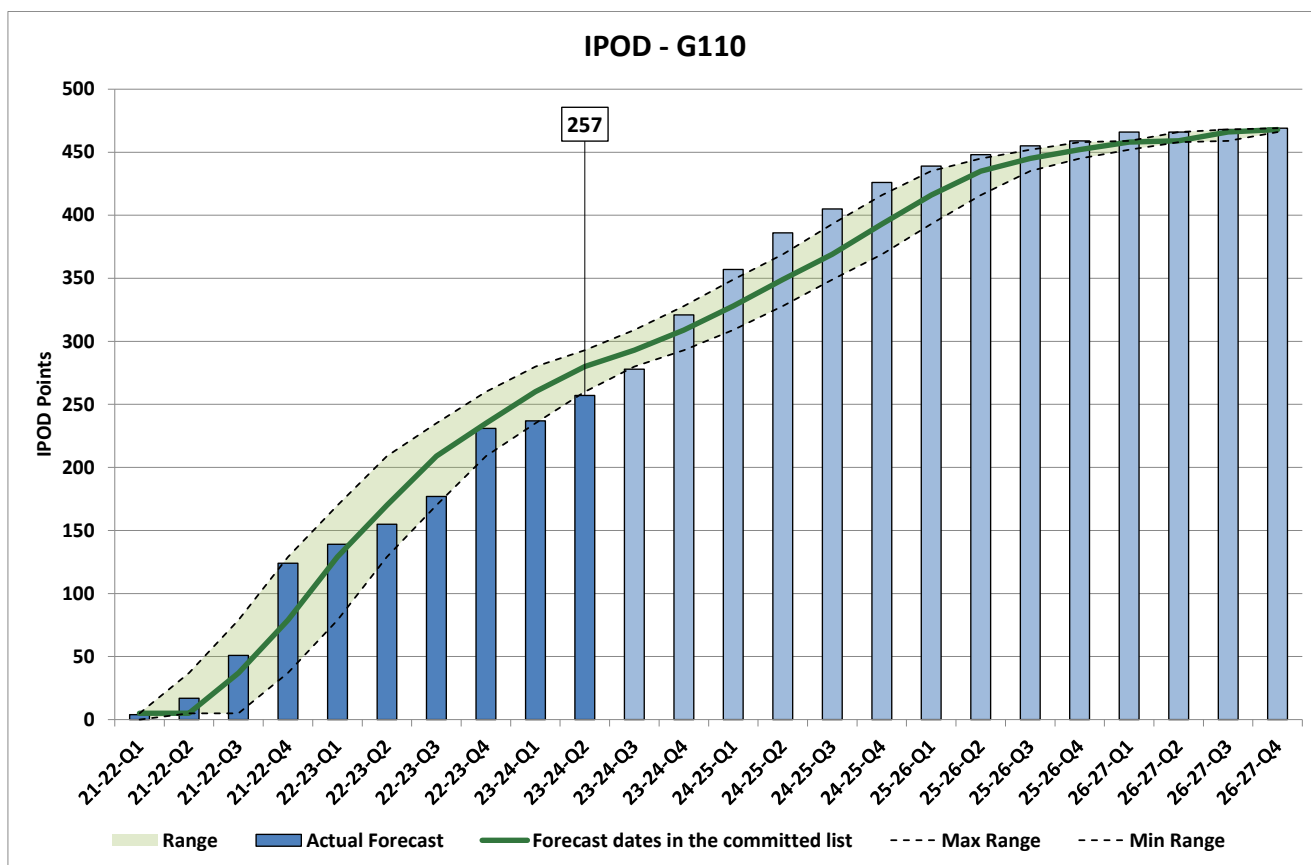


Figure 4: Indicator of progress of Overall Delivery (IPOD) at Quarter 2 2023/2024 for Gate 110 (Financial Completion)

4. Overall Project Progress Water Portfolio

The Water Portfolio comprises 3 sub-portfolios: SR15 Completion, Water Quality and Water Supply. Detail on progress within each of these can be found in Appendix A.

41 IPOD points were delivered during Q2, taking the total achieved to 375 which is within the target range of 349 to 418 points.

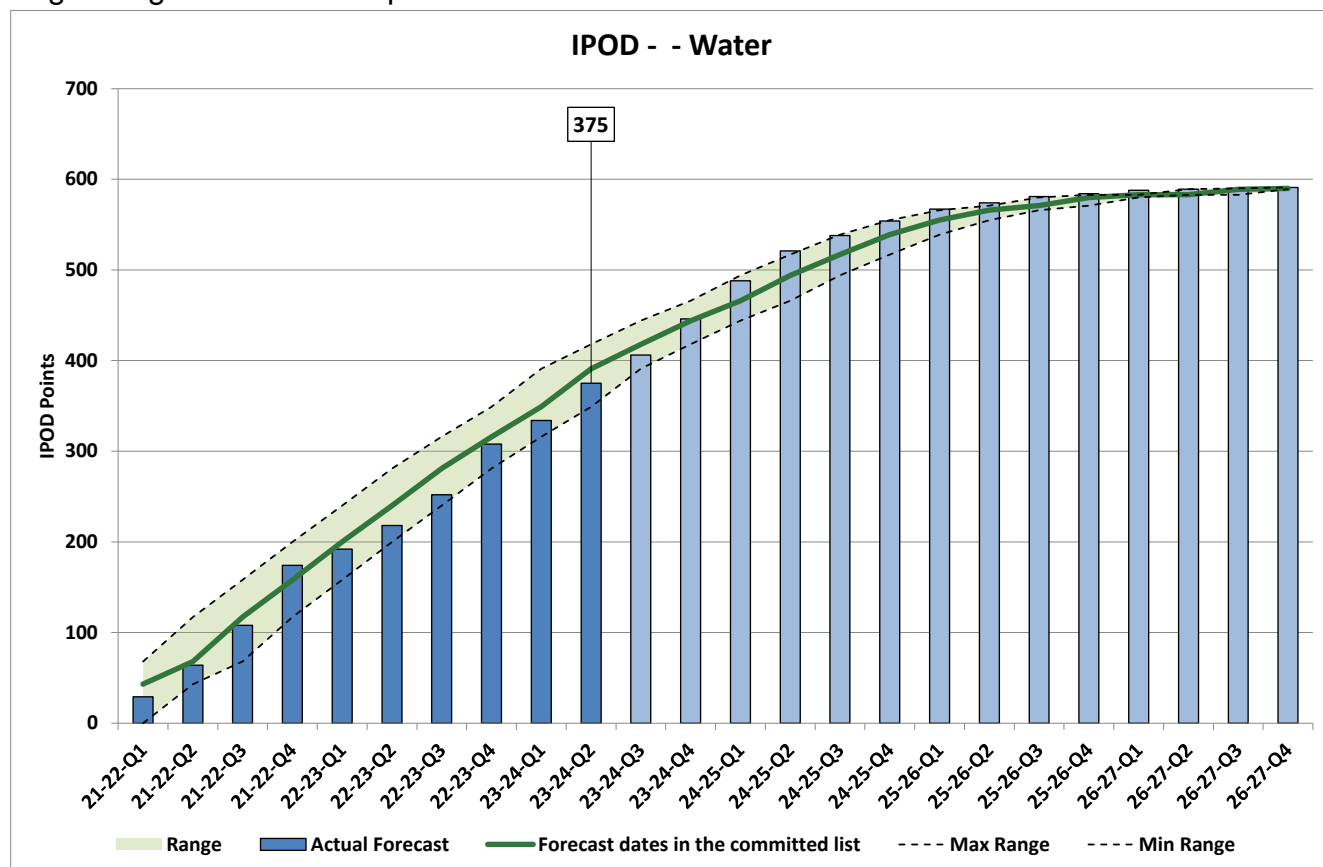


Figure 5: Indicator of progress of Overall Delivery (IPOD) at Quarter 2 2023/2024 for all Water Portfolio projects

Start On Site

16 projects started on site during Q2 bringing the total number of projects achieving the Start On Site (SOS) milestone to 110. This is in the top end of the 90 to 114 point range.

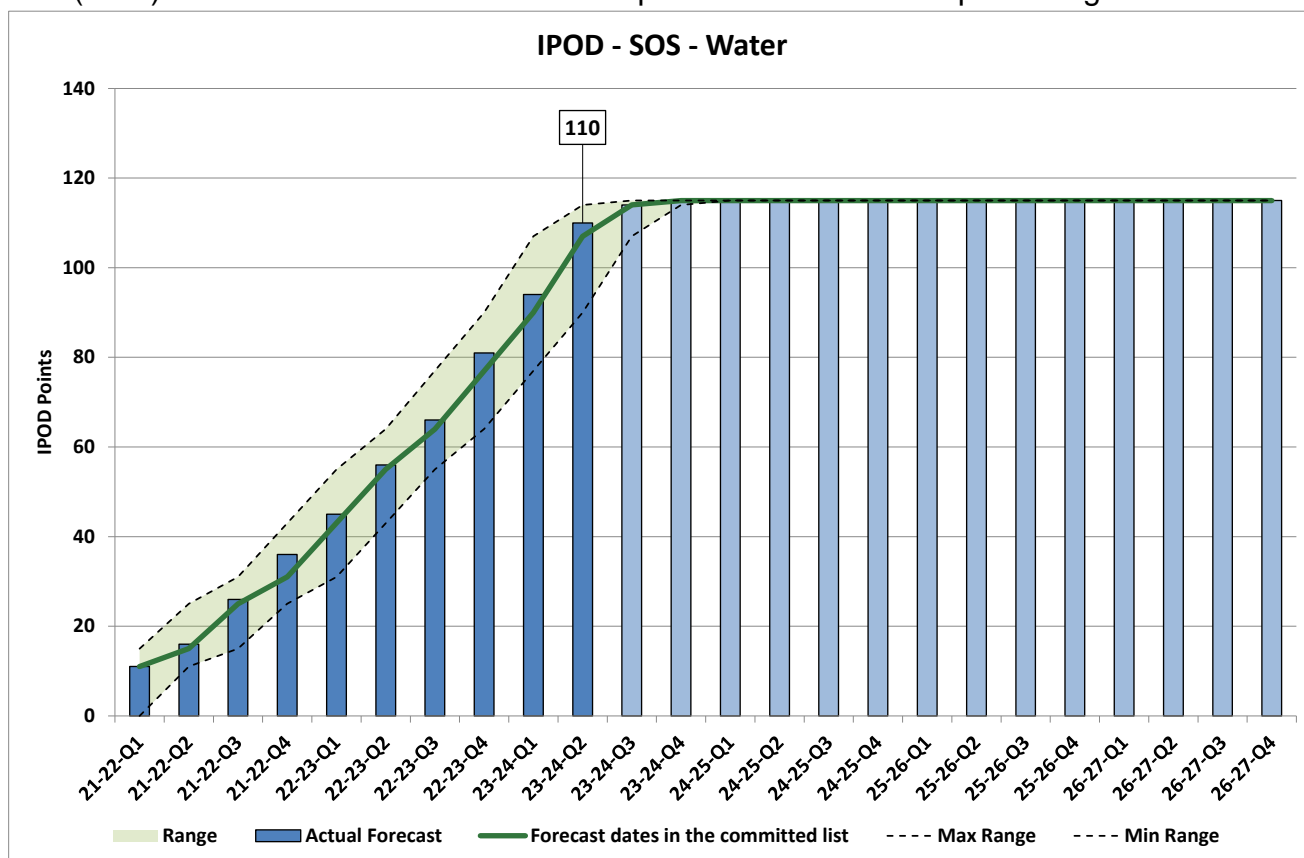


Figure 6: Indicator of progress of Overall Delivery (IPOD) at Quarter 2 2023/2024 for Start On Site of all Water Portfolio projects.

Acceptance

13 projects achieved acceptance during Q2, bringing the total number of completed projects delivering benefit to customers to 130 which is out with the target range of 132 to 153 points.

7 projects in the SR15 Completion sub-portfolio have been reforecast. 1 project is forecasting acceptance in Q3 and a further 2 are forecasting in Q4. Reasons for reforecasting are:

- 3 projects have been impacted due to construction risks realised: Water Quality Improvement - Wick East District Metered Area (DMA), Ayrshire Strategic Resilience, South Edinburgh Service Resilience.
- 2 projects have been impacted due to design issues: SR15 Staney Hill North - Q Sandy Loch WTW, SR15 ES - Uig WTW - SR15 WQ.
- 2 projects have been impacted due to third party issues: Yarrowfues WTW main-out 2019, Dalwhinnie WTW – TTU.

14 in the Water Quality sub-portfolio have been reforecast. 4 are forecasting in Q3 and a further 6 are forecasting in Q4. Reasons for reforecasting:

- 2 projects have been impacted due to additional scope required to complete: WTW000712 - HOWDEN WTW NT456275, Whitehillocks WTW – Water Quality (WQ) and Capital Maintenance (CM).
- 11 projects have been impacted due to construction risks realised:
 - IR18 Allowance - Ardrishaig WTW,
 - Dhu Loch_Argyll and Bute_THM Trihalomethane (THM) Research and Investigation,
 - SR15 ES - Newmore WTW - WQ and Essential Related CM Upgrade,
 - Galashiels Manse Street WTW,
 - WTW000627 - ROSEBERY WTW 1940 NT305570,
 - Craighead WTW - CM,
 - Invercarnie WTW Pre-Treatment (Clear Water Tank) CWT and CM,
 - Afton WTW_Ayrshire_THM Research and Investigation,
 - WTW000626 - PATESHILL WTW NS983595,
 - WTW000640 - MARCHBANK WTW NT165645,
 - Auchneel WTW - Lime to Caustic
- 1 project has been impacted due to third party issues: Burncrooks WTW Quality THM Compliance.

The Water Supply sub-portfolio remains on track with milestone achievement within the target range.

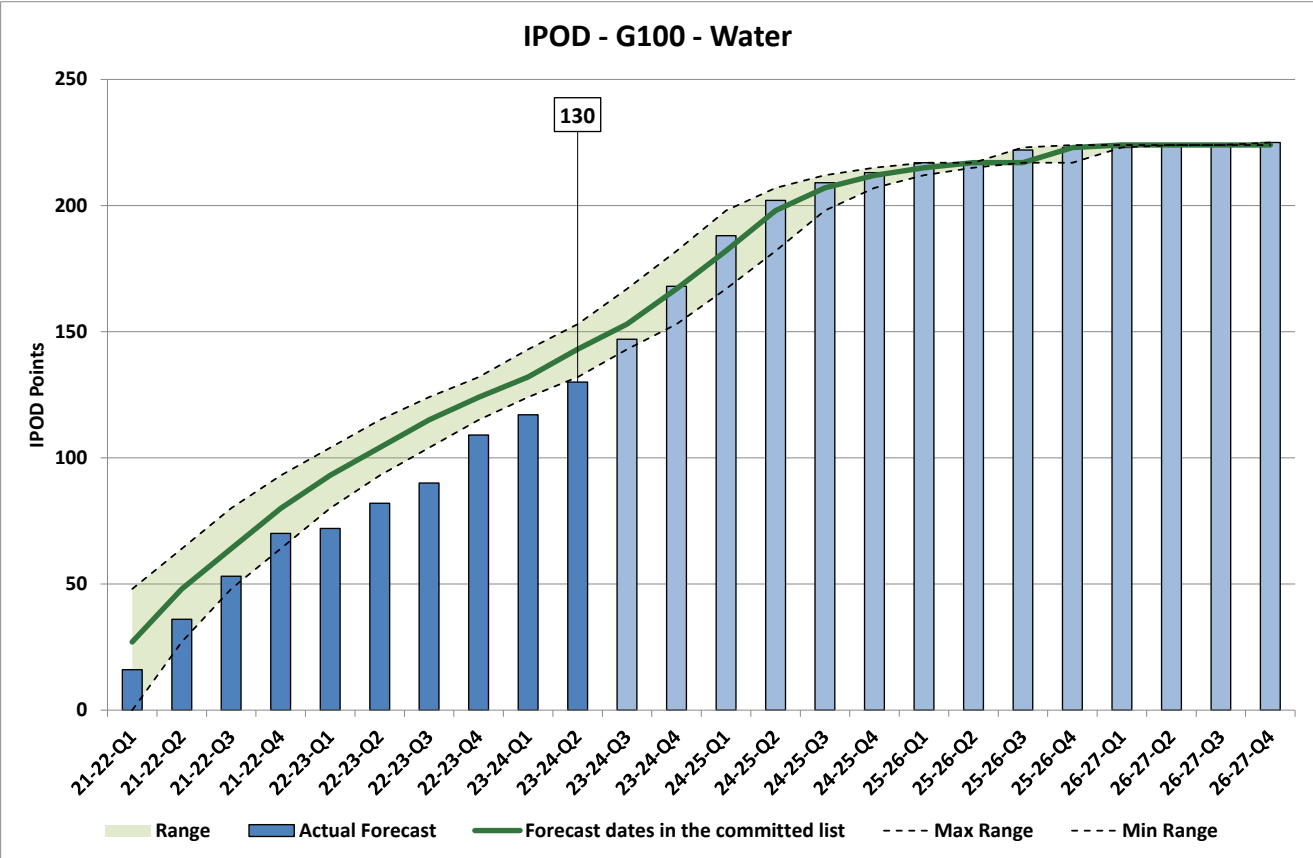


Figure 7: Indicator of progress of Overall Delivery (IPOD) at Quarter 2 2023/2024 for Gate 100 (Project Acceptance) of all Water Portfolio projects.

Financial Completion

12 projects achieved financial completion during Q2, taking the total achieved to 135 which is within the target range of 127 to 151 points.

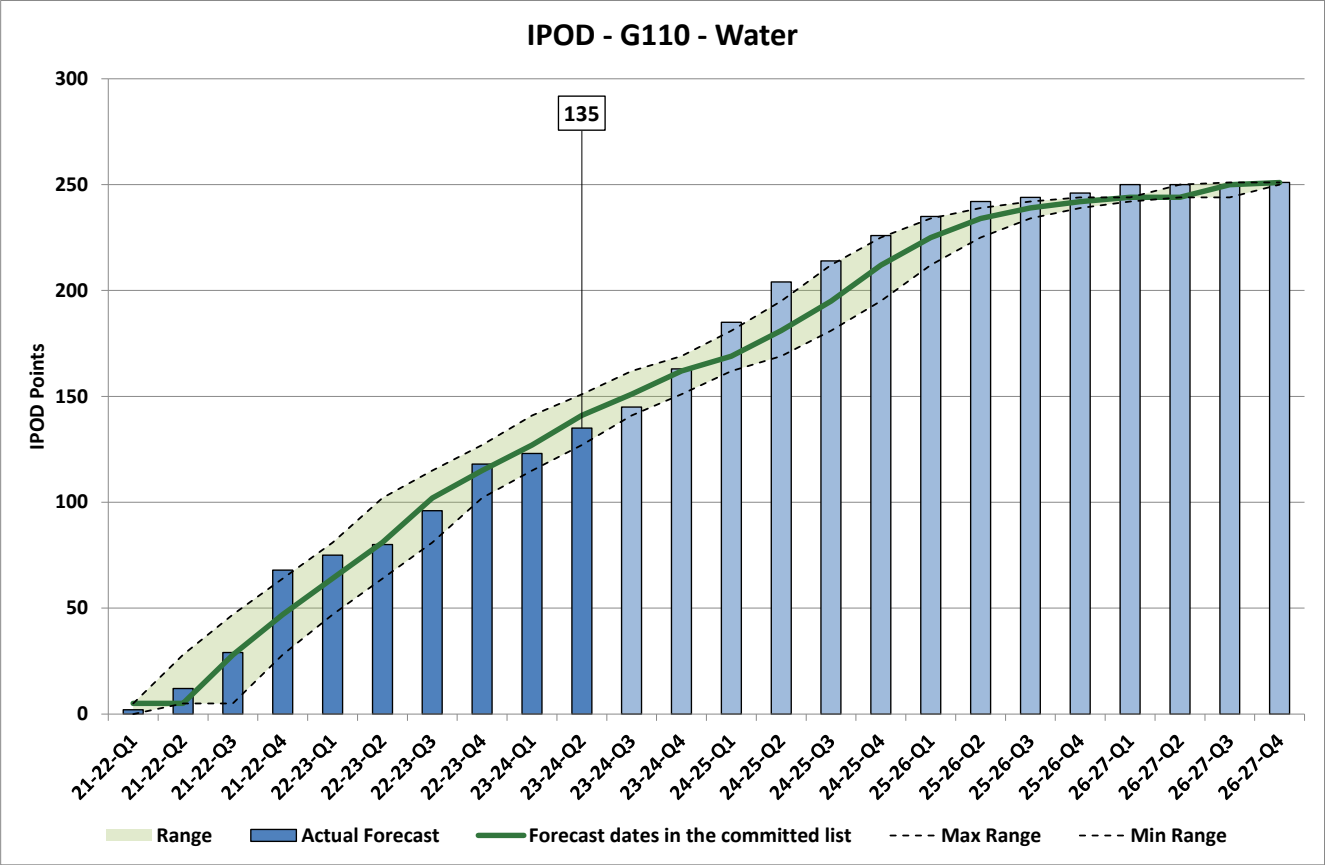


Figure 8: Indicator of progress of Overall Delivery (IPOD) at Quarter 2 2023/2024 for Gate 110 (Financial Completion) of all Water Portfolio projects.

5. Overall Project Progress Wastewater Portfolio

The Wastewater Portfolio comprises 3 sub-portfolios: SR15 Completion, Wastewater Network and Wastewater Treatment. Detail on progress within each of these can be found in Appendix B. 16 IPOD points were delivered during Q2, taking the total achieved to 281 which is out with the target range of 289 to 325 points.

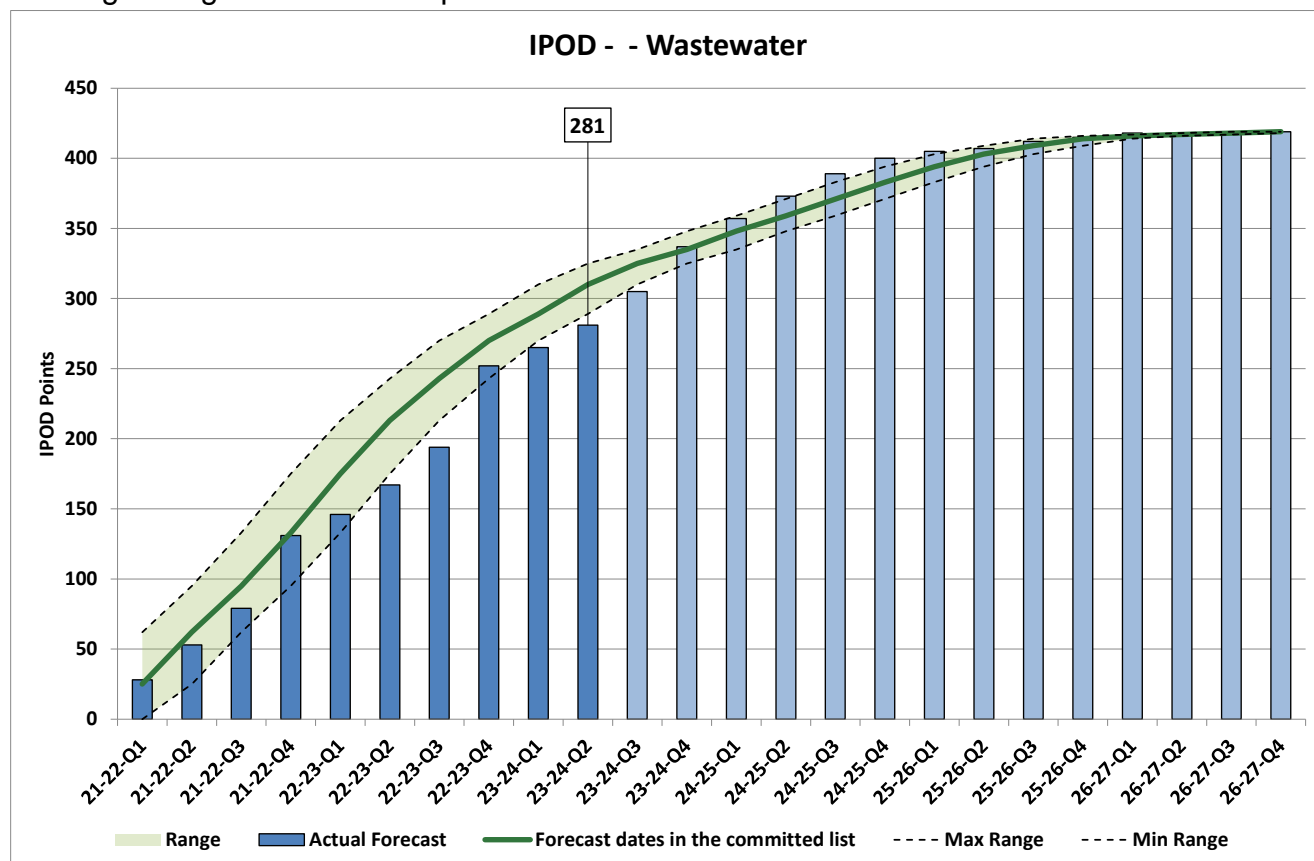


Figure 9: Indicator of progress of Overall Delivery (IPOD) at Quarter 2 2023/2024 for all Wastewater Portfolio projects.

Start On Site

6 projects started on site during Q2 bringing the total number of projects achieving the Start On Site (SOS) milestone to 60 with performance being in the top half of the range of 48 to 64 points.

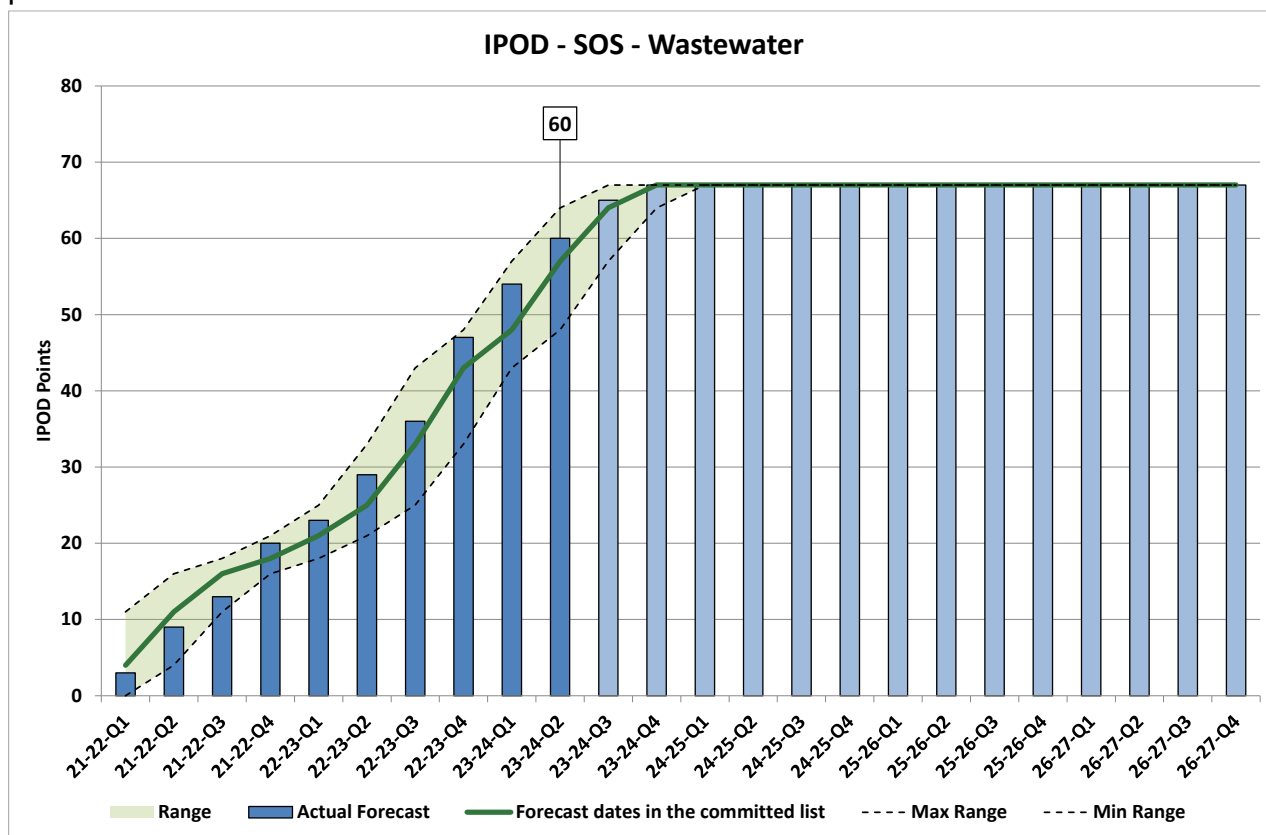


Figure 10: Indicator of progress of Overall Delivery (IPOD) at Quarter 2 2023/2024 for Start On Site of all Wastewater Portfolio projects.

Acceptance

4 projects achieved acceptance during Q2, bringing the total number of completed projects delivering benefit to customers to 117 which is out with the target range of 124 to 135 points.

4 projects in the SR15 Completion sub-portfolio have been reforecast. 1 project is forecasting in Q3 and there are no projects forecast in Q4. Reasons for reforecasting:

- 4 projects have been impacted due to third party issues:
 - QS3b AR - P014 Unsatisfactory Intermittent Discharge (UID) Westbank Quadrant at Eldon Street Bridge CSO NS273667, S043 - UID - Cambuslang Road Richmond Laundry - South East of Railway Rutherglen,
 - S087 - UID - Scotwood Overflow North East of Lay-by Busby Road,
 - SR15 ES - Main Street Newtonmore

4 in the Wastewater Network sub-portfolio have been reforecast. 1 project is forecasting in Q3 and a further 2 are forecasting in Q4. Reasons for reforecasting:

- 1 project has been impacted due to construction risks realised: Shieldhall WWTW Grade 5 High Consequence (HC) Sewer Ph1.
- 3 projects have been impacted due to third party issues: IR18 CAS Compliance Improvements - Networks East & North, Complex, Dunfermline Wellwood Waste Water Infrastructure, Infra-Kingdom Park.

6 in the Wastewater Treatment sub-portfolio have been reforecast. 3 are forecasting in Q3 and a further 1 are forecasting in Q4. Reasons for reforecasting:

- 1 project has been impacted due to additional scope required to complete: Alloa STW.
- 2 projects have been impacted due to construction risks realised:
 - Carstairs Village WwTW - Growth,
 - DALDERSE WWTW 1966 NS903822
- 3 projects have been impacted due to third party issues:
 - Kennethmont WwTW Growth,
 - East Linton WwTW - Growth,
 - Burrelton WwTW - Growth

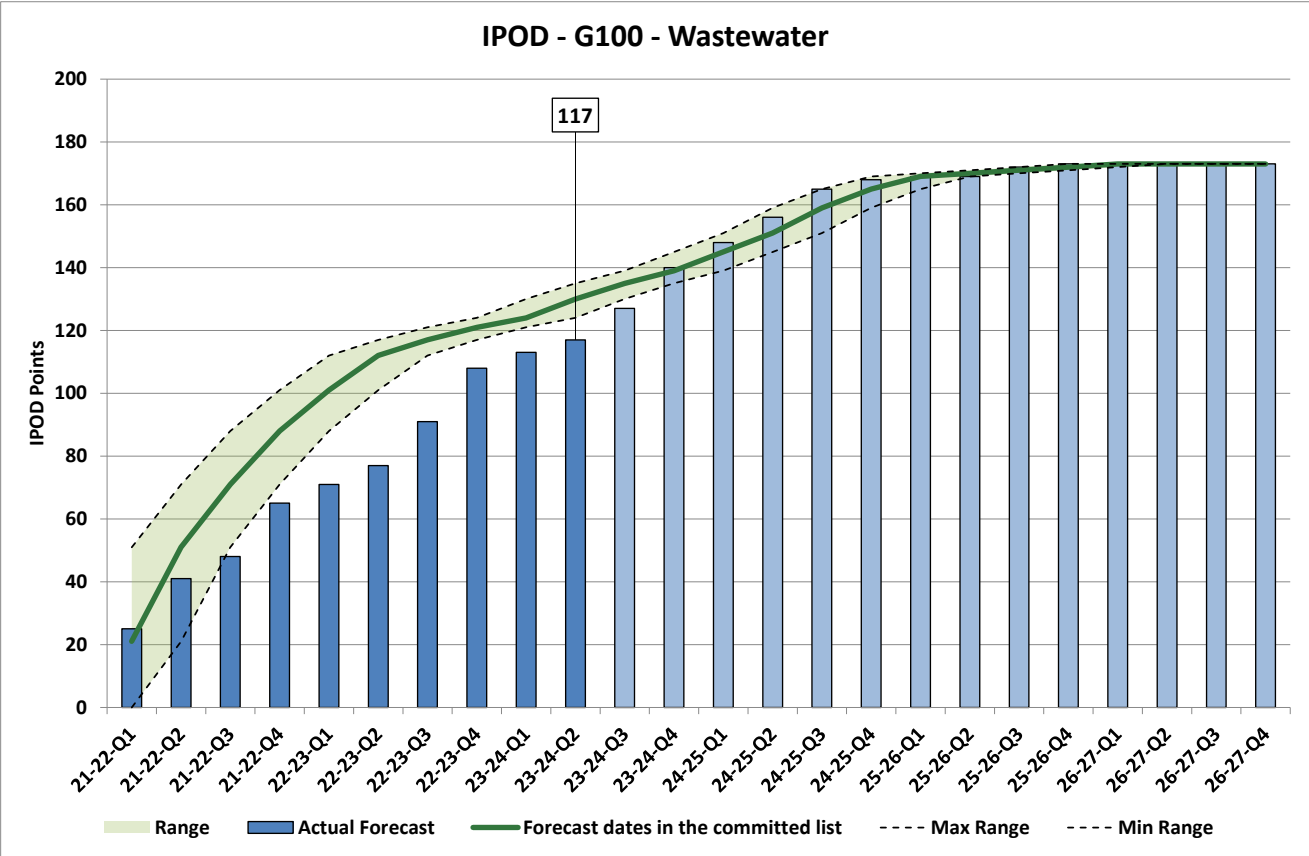


Figure 11: Indicator of progress of Overall Delivery (IPOD) at Quarter 2 2023/2024 for Gate 100 (Project Acceptance) of all Wastewater Portfolio projects.

Financial Completion

6 projects achieved financial completion during Q2, taking the total achieved to 104 which is out with the target range of 117 to 126 points.

6 in the SR15 Completion sub-portfolio have been reforecast. There are no projects forecasting in Q3 and a further 2 are forecasting in Q4. Reasons for reforecasting:

- 1 project has been impacted due to construction risks realised: Dalmarnock WWTW Improvements
- 5 projects have been impacted due to third party issues:
 - SW843 Wellgate Lanark,
 - QS3b AR - P010 UID Botanic Gardens Nr Junc of Garrioch Drive Garrioch Rd and Shakespeare St,
 - S043 - UID - Cambuslang Road Richmond Laundry - South East of Railway Rutherglen,
 - S087 - UID - Scotwood Overflow North East of Lay-by Busby Road,
 - SR15 Early Start - Main Street Newtonmore

7 in the Wastewater Network sub-portfolio have been reforecast. 1 project is forecasting in Q3 and a further 3 are forecasting in Q4. Reasons for reforecasting:

- 3 projects have been impacted due to construction risks realised:
 - Shieldhall WWTW Grade 5 HC Sewer Ph1,
 - Ayr Shore Road SPS - Emergency Repairs to Transfer Pumps and Wet Well Guide Rails,
 - New Roads and Street Works Act (NRSWA) Construction Sewer Greenhills Road Widening East Kilbride.
- 4 projects have been impacted due to third party issues:
 - Bothwell Sewer - Replacement of approximately 130m of 600mm,
 - IR18 CAS Compliance Improvements - Networks East & North, Complex,
 - Dunfermline Wellwood Waste Water Infrastructure, W462 - Coalburn Road Coalburn.

10 projects in the Wastewater Treatment sub-portfolio have been reforecast. 4 are forecasting in Q3 and a further 6 are forecasting in Q4. Reasons for reforecasting:

- 2 projects have been impacted due to additional scope required to complete: Stewarton WwTW - Growth, Kinneil Kerse WwTW - Capital Maintenance
- 4 projects have been impacted due to construction risks realised:
 - Catrineholm WwTW- Emergency Project to Maintain CAR Licence Compliance,
 - Carstairs Village WwTW - Growth,
 - DALDERSE WWTW 1966 NS903822,
 - Lochwinnoch WwTW - Inlet Screw Pumps Refurbishment - 500k
- 4 projects have been impacted due to third party issues:
 - Banchory WwTW - Growth,

Forres WWTW 1973 NJ038595 - SR15 Capital Maintenance,
Burrelton WwTW - Growth,
High Voltage (HV) Asset Replacement Phase 1 - Shieldhall WwTW

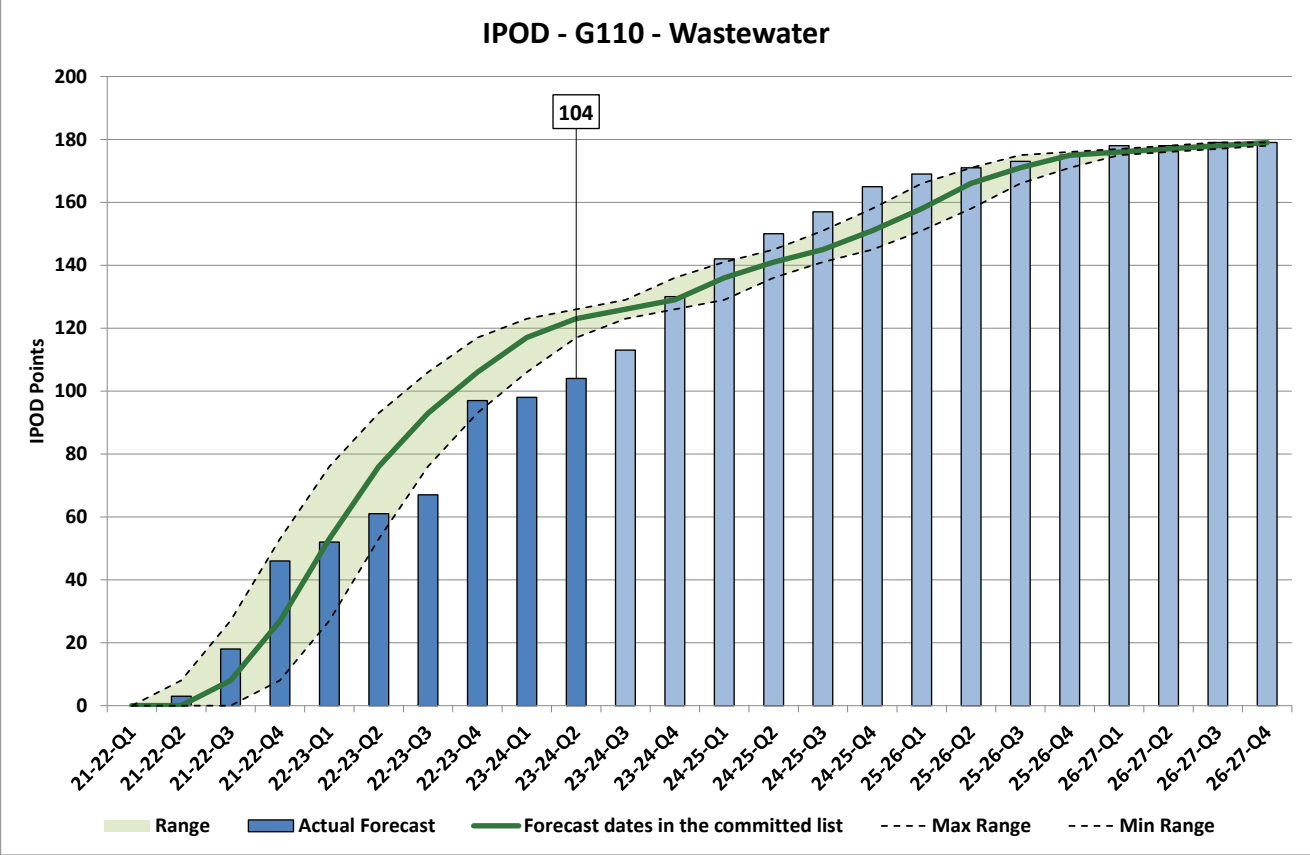


Figure 12: Indicator of progress of Overall Delivery (IPOD) at Quarter 2 2023/2024 for Gate 110 (Financial Completion) of all Wastewater Portfolio projects.

6. Overall Project Progress CE&FS&SS Portfolio

The CE&FS&SS Portfolio comprises 4 sub-portfolios: Digital, Flourishing Scotland, Other Services and Property and Estates. Detail on progress within each of these can be found in Appendix C.

13 IPOD points were delivered during Q2, taking the total achieved to 65 which is in the top half of the range of 52 to 67 points.

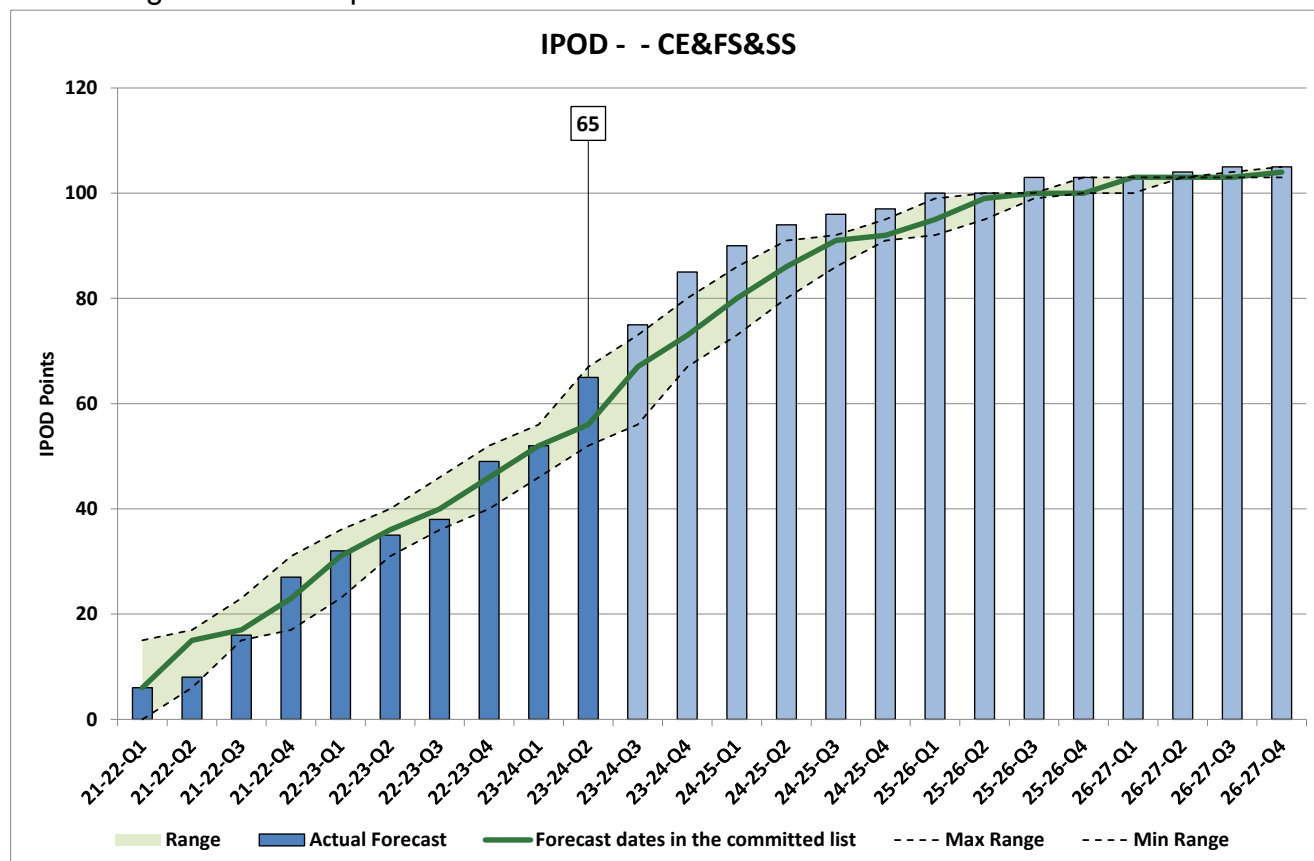


Figure 13: Indicator of progress of Overall Delivery (IPOD) at Quarter 2 2023/2024 for all CE&FS&SS Portfolio projects.

Start On Site

5 projects started on site during Q2 bringing the total number of projects achieving the Start On Site (SOS) milestone to 25 with performance being in the top half of the range of 20 to 28 points.

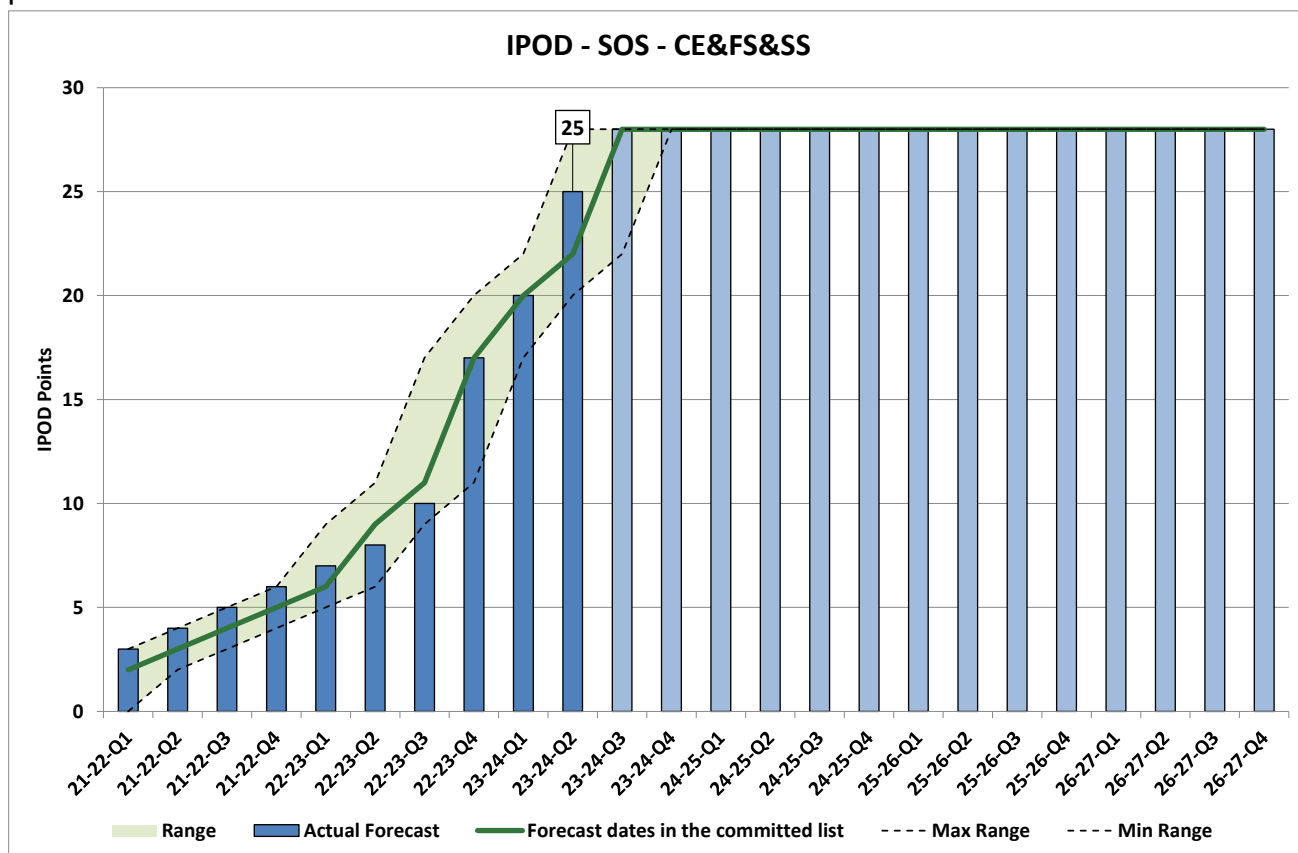


Figure 14: Indicator of progress of Overall Delivery (IPOD) at Quarter 2 2023/2024 for Start On Site of all CE&FS&SS Portfolio projects.

Acceptance

6 projects achieved acceptance during Q2, bringing the total number of completed projects delivering benefit to customers to 22 which is in the top half of the range of 16 to 23 points.

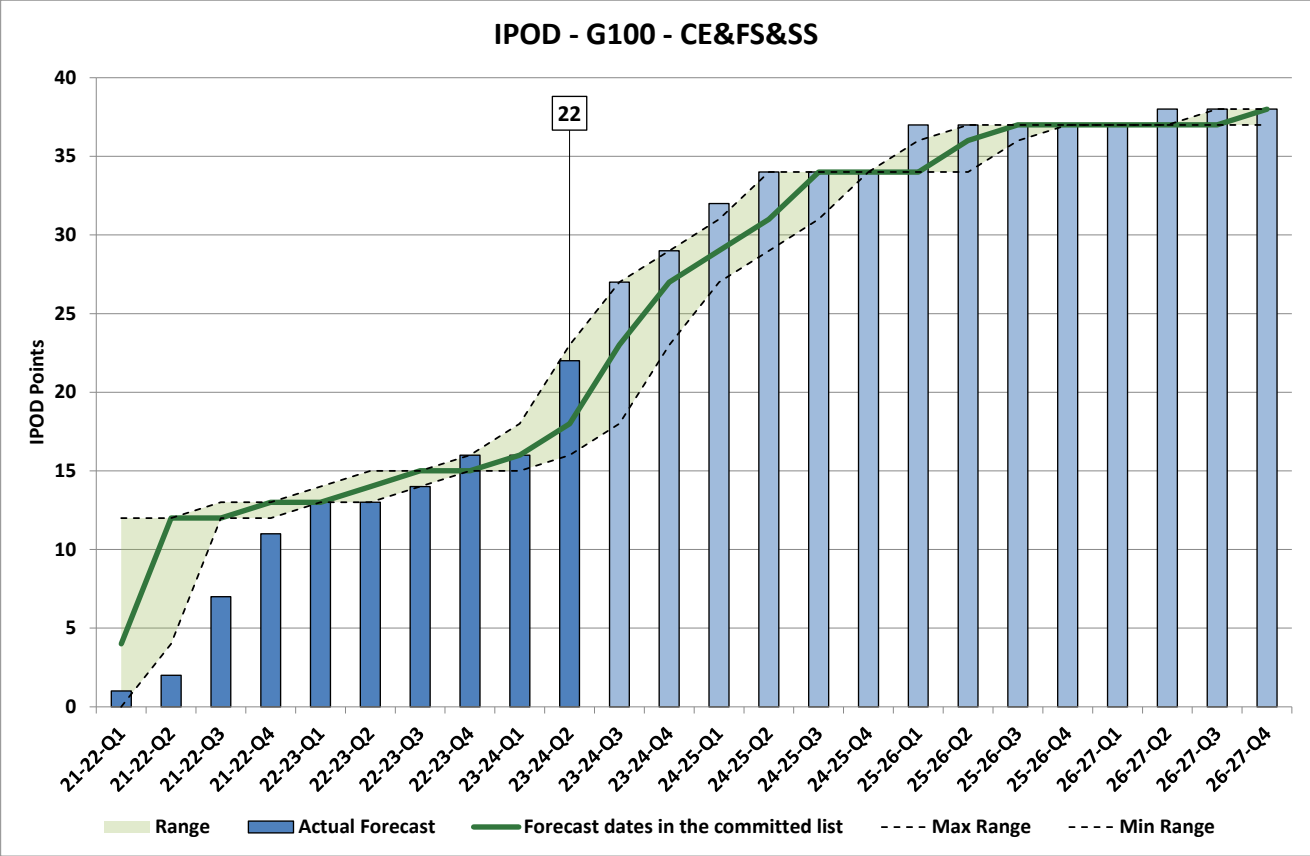


Figure 15: Indicator of progress of Overall Delivery (IPOD) at Quarter 2 2023/2024 for Gate 100 (Project Acceptance) of all CE&FS&SS Portfolio projects.

Financial Completion

2 projects achieved financial completion during Q2, taking the total achieved to 18 which is above the target of 16 (there is no range this quarter, as the two adjacent quarters have the same value).

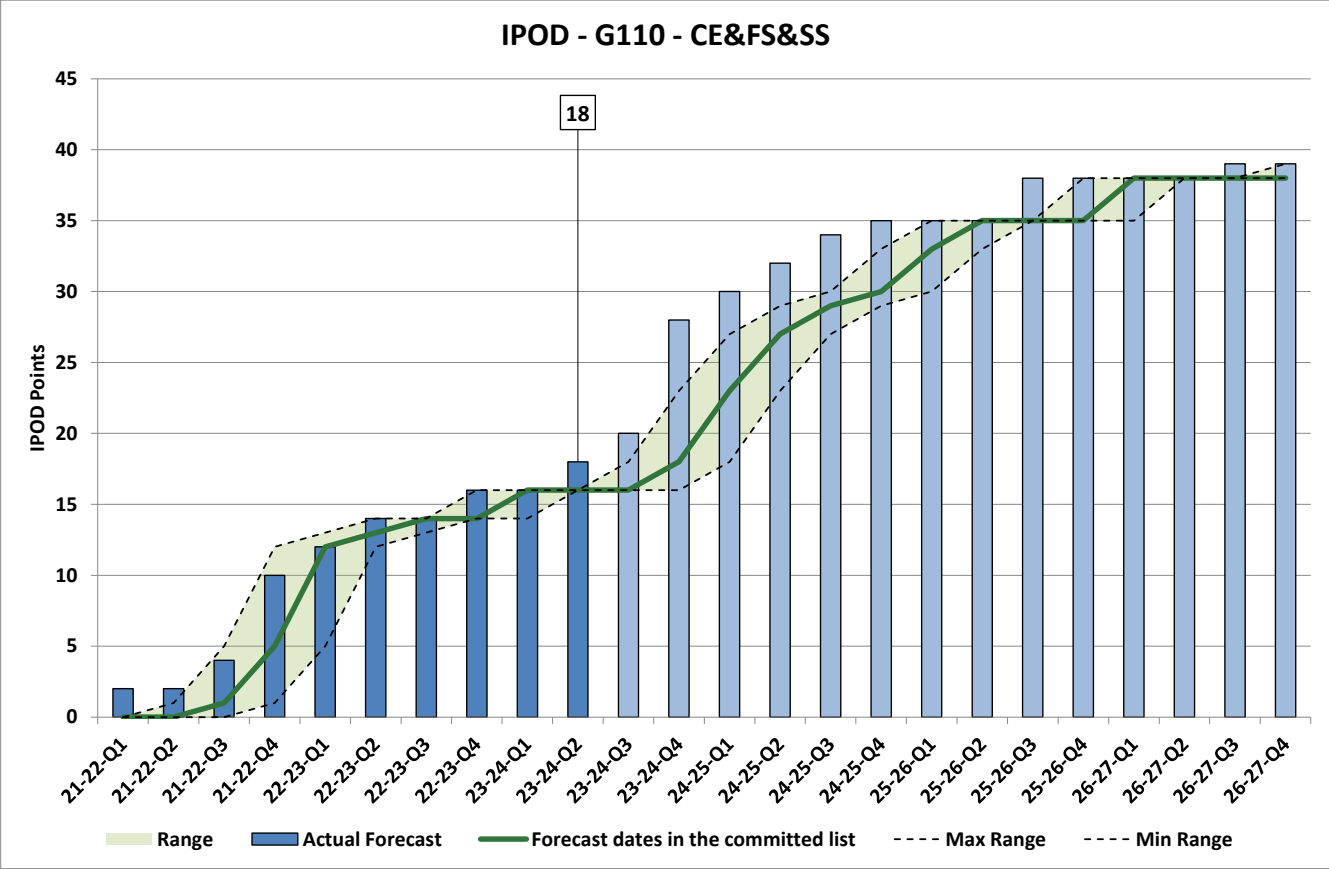


Figure 16: Indicator of progress of Overall Delivery (IPOD) at Quarter 2 2023/2024 for Gate 110 (Financial Completion) of all CE&FS&SS Portfolio projects.

7. Progress in delivering SR15 Completion Projects

SR15 completion projects are reported in each of the water and wastewater portfolios in Sections 4 and 5 of this report. For clarity, all completion projects are summarised in this section. By way of recap, there are two categories of SR15 completion projects:

- Delayed Projects – projects that were expected to complete by the end of SR15 but were impacted by Covid-19, re-optioneering, scope change, construction risk and third-party risk.
- Planned Projects – projects that commenced in SR15 but were always expected to complete during SR21.

Table 1 below summarises the current status of each category.

Table 1: SR15 completion programme project status.

Stage	Delayed Projects			Planned Projects		
	Forecast at March 2021	Actual at Q2 2023-24	Variance	Forecast at March 2021	Actual at Q2 2023-24	Variance
Pre-Start On Site	0	3	3	1	3	2
In Construction	2	21	19	2	8	6
Acceptance	84	62	-22	54	46	-8
Total	86	86	0	57	57	0

The remaining investment represents circa 2% of the total SR15 programme.

By way of further explanation:

Delayed Projects

At the end of Q2 2023/24 we had planned to have 84 of the 86 delayed SR15 projects through acceptance (Table 1). However, we still have 24 delayed projects (3 pre-start on site and 21 in construction- shown in the 'Actual at Q2 2023-24' column of Table 1) to achieve Gate 100 acceptance.

There are 3 projects forecasting acceptance in Q3: Westbank Quadrant, Uig WTW and Newmore WTW.

The following projects that are yet to start on site are:

- Rockcliffe Bathing Water (BW) - Improvement to Sufficient Status. Temporary treatment is in place to deliver bathing water compliance. Extensive community engagement has taken place - planning consents and marine licensing applications are being worked

through and, if achieved, will allow a start on site circa July 2024 and a revised acceptance date will be established.

- IR18 - Boardhouse WTW Inlet Screen. The SR15 output was for the installation of a silt curtain. During project development further essential requirements were identified and developed which created a much larger project which is now in place and expected to start on site circa July 2024 – consideration will be given to signing off the SR15 output once the silt curtain is in place.
- Roberton WTW - pH correction for coagulation. An operational solution was put in place to deliver the SR15 output but was unsuccessful – a new project to install a coagulation control system has been developed and is expected to start on site in March 2024 and reach acceptance by February 2026.

Planned Projects

46 projects have now achieved Gate 100 acceptance against a target for Q2 2023/24 of 54.

1 of the Planned projects is forecasting completion in Q3 (Invercarnie), with a further 4 in Q4 (Ardrishaig, Dhu Loch, Afton WTW, Wick East).

The following projects are yet to start on site:

- Sanday WTW – During project development it became clear that the improvements to this site need to be integrated with the project to install the new Gremista pipeline to ensure a holistic solution to the area. The pipeline is complete, and the design of the new clear water tanks is progressing, and it is currently forecast that all works will be concluded by January 2025.
- South Uist WTW New Source. The SR15 output is being delivered by refurbishment works and therefore this project will be closed in Q3.
- IR18 - Upperton (Longriggend) WWTW. The project had to be re-scoped and to ensure the SR15 output will be delivered – expected to start on site by April 2024.

More detail on the SR15 Completion projects is given in the presentation slide decks shared and discussed with DWQR and SEPA (Link to slides decks [Here](#)).

8. Future Improvements to Reporting

A key discussion topic at IG has been in relation to what improvements to reporting are needed to be able to monitor outputs and outcomes for customers from projects delivered on the Committed List.

The Short Life Task Group (SLTG) that was established on the back of the DAG meeting for year-end 2022/23, with a focus on agreeing a common definition and relationship between of outputs, outcomes and benefits met in September. Further work will be undertaken in November with WICS to agree common definitions of outputs and outcomes.

It is recognised that further work is required to produce reporting that includes monitoring of outputs and outcomes. (see paper IGWG 18-02 “Outputs and Outcomes update” presented at November WG meeting. This can be found [here](#)).

9. Conclusions

The IG is invited to note that:

- At the end of Q2 2023/24 investment levels are on track to deliver in line with our Delivery Plan forecast of between £885m to £995m. At the end of Q2 we had invested £395m on Tier 2 projects and sub-programmes. *(please note we have added this to the main body of the report as well)*.
- The overall IPOD indicator is within the target range of 690 to 810 points at 721 points and our forecast shows that the IPOD indicator will remain within target range for the rest of the year.
- There are two areas where the IPOD is outside of the range - these are G100 (Acceptance) and G110 (Financial Completion).
- On the “Acceptance” milestone we are 3 points outside of the range. This has been primarily driven by the wastewater portfolio where a number of projects have been impacted by the realisation of construction risks, third party issues and additional scope requirements.
- On the Financial Completion milestone we are 13 points below the target range. Again this has been primarily driven by the wastewater portfolio where a number of projects have impacted by the realisation of construction risks, third party issues and additional scope requirements.
- An area of concern is the SR15 completion programme where 108 projects (62 “delayed projects” and 46 “Planned projects”) have been delivered against a Q2 forecast of 138 projects (84 “delayed projects” and 54 “Planned projects”). This has been due to a combination of changes in scope and third party challenges.

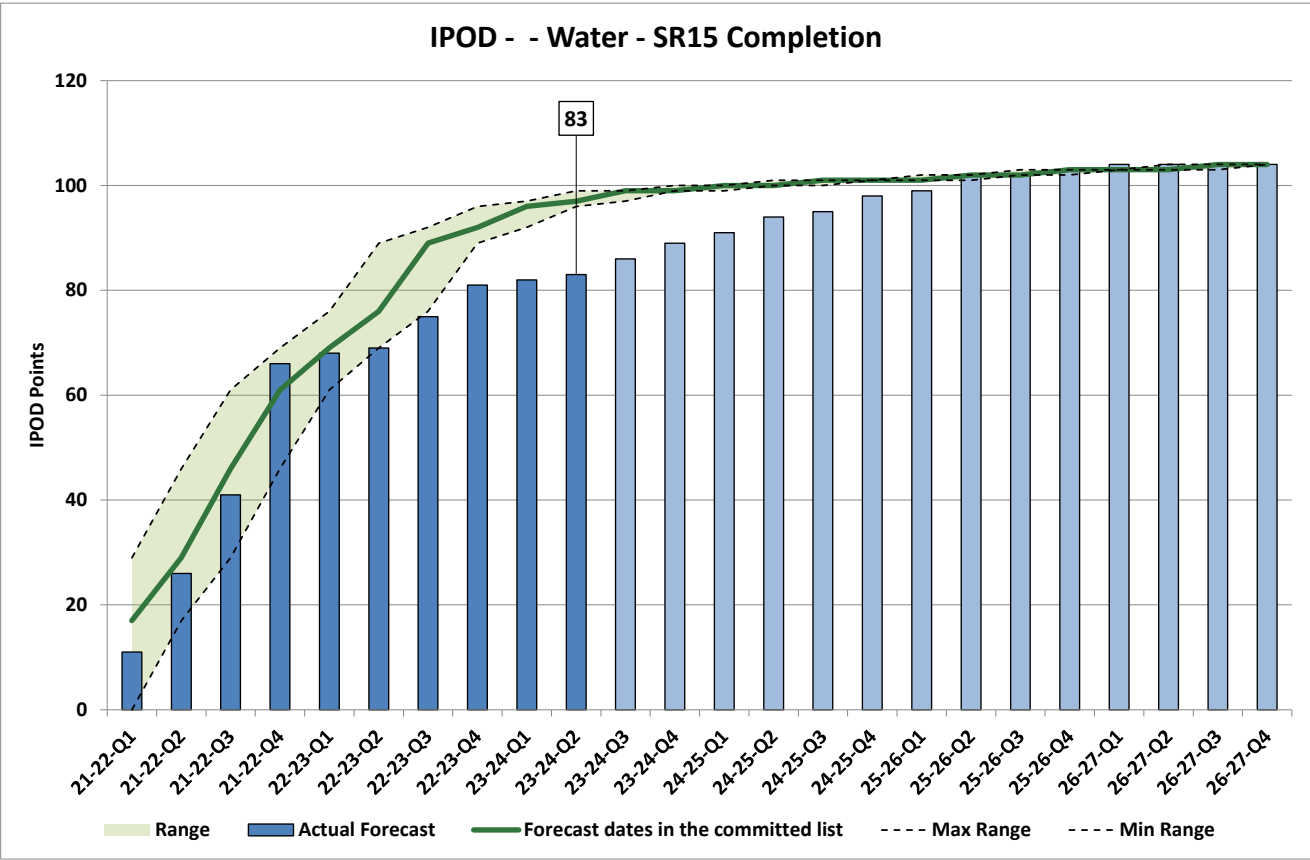
10. Appendices

Appendix A – Water Sub-Portfolios

The list of projects included in the sub-portfolios can be found by filtering the Committed List by column E.

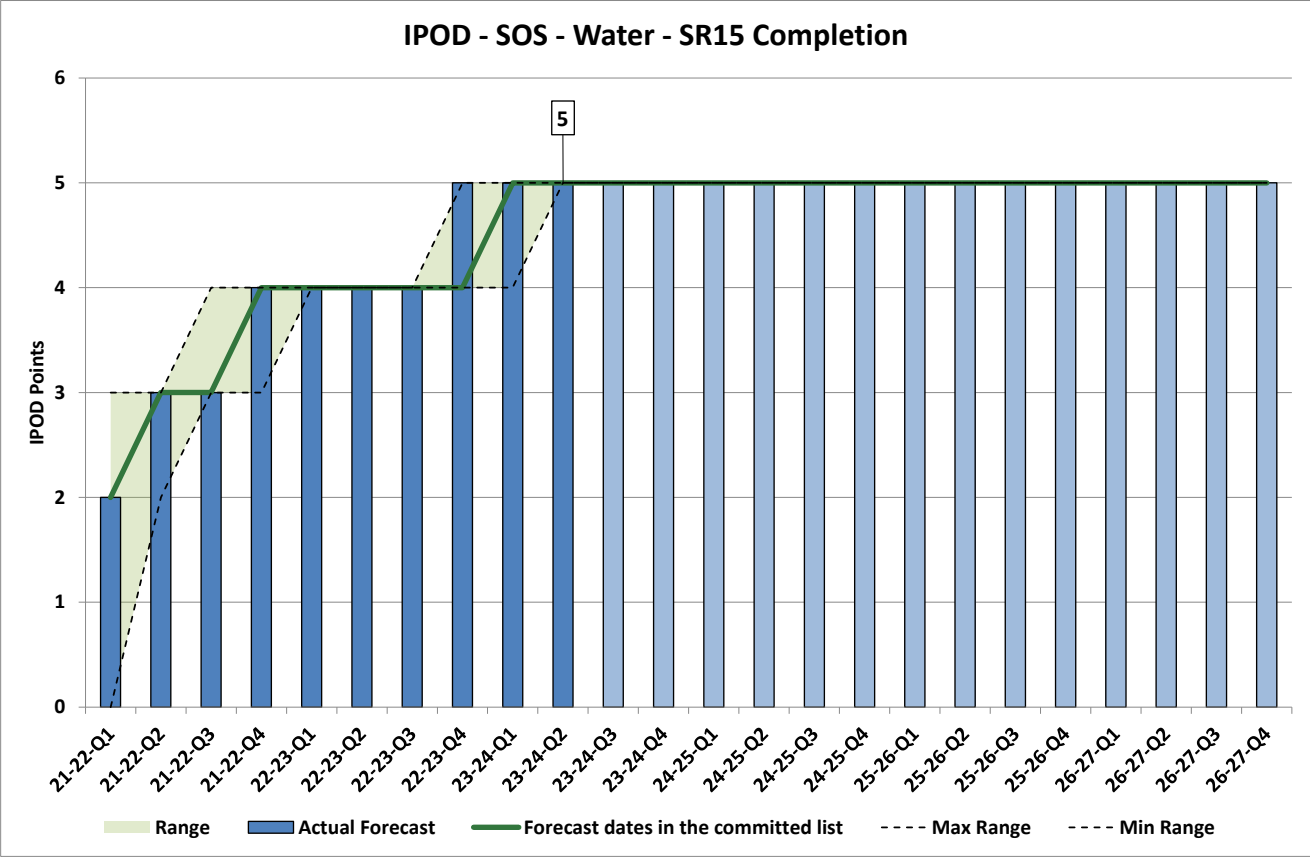
Water SR15 Completion Projects

The overall IPOD points for the Water SR15 Completion sub-portfolio is below the target range at 83 points against a range of 96 to 99 for Q2 2023/24.



Start on Site

The SR15 completion sub-programme is within target range at time of commitment. 5 projects have now achieved this milestone, against a target range of 5.

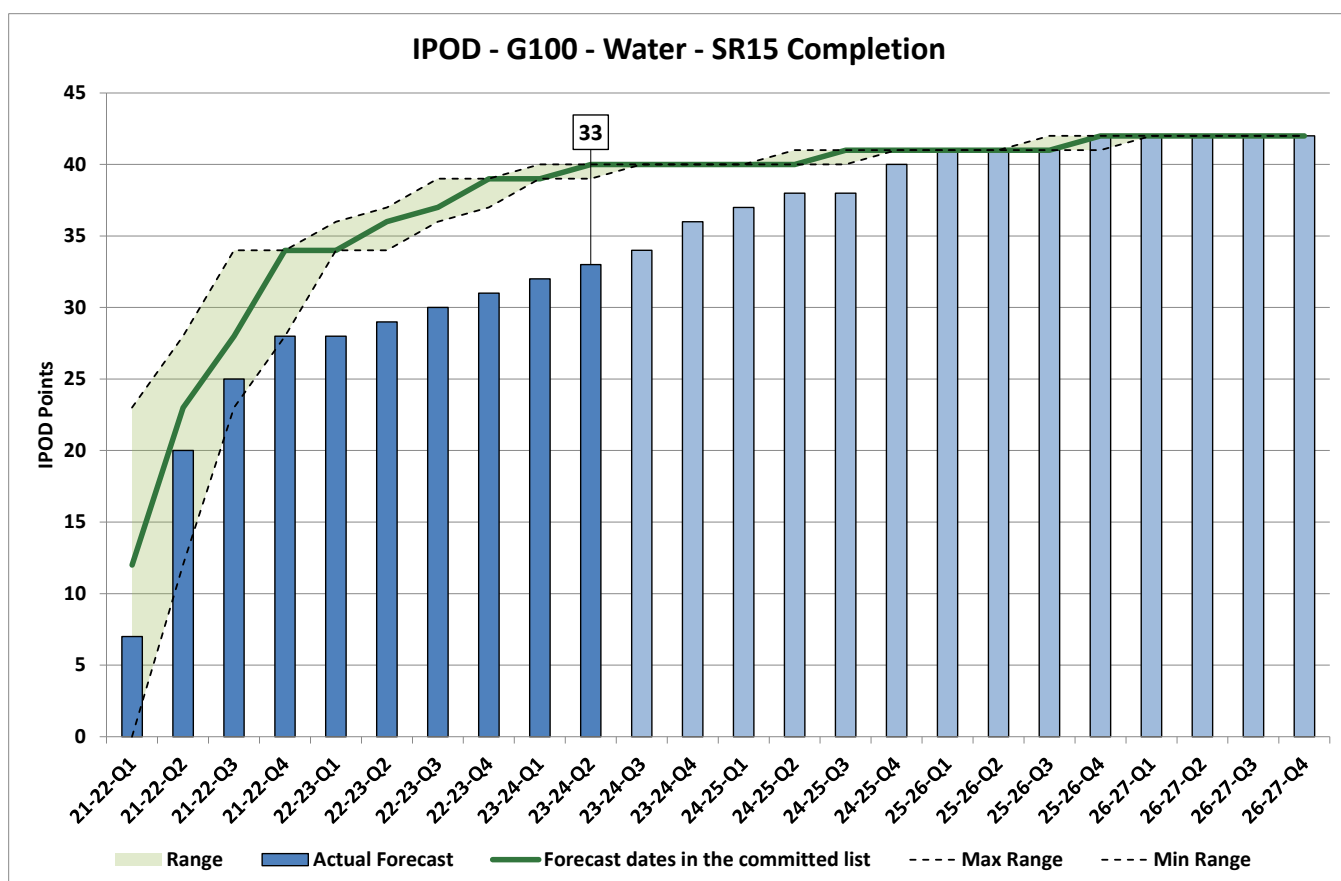


Acceptance

1 project (Ringford WTW) achieved acceptance during Q2, bringing the total number of completed projects delivering benefit to customers to 33 which is out with the target range of 39 to 40 points. 7 projects in the SR15 Completion sub-portfolio have been reforecast.

Reasons for reforecasting:

- 3 projects have been impacted due to construction risks realised: Water Quality Improvement-Wick East DMA, Ayrshire Strategic Resilience, South Edinburgh Service Resilience
- 2 projects have been impacted due to design issues: SR15 Staney Hill North - Q Sandy Loch WTW, SR15 ES - Uig WTW - SR15 WQ
- 2 projects have been impacted due to third party issues: Yarrowfues WTW main-out 2019, Dalwhinnie WTW - TTU



Project ID	Description	Reason For Reforecast	Baseline Quarter	Forecast Quarter
500509	South Edinburgh Service Resilience	Construction risks realised	2021/22 Q2	2024/25 Q2
404135	Dalwhinnie WTW - TTU	Third party issues	2022/23 Q4	2024/25 Q1
503595	Yarrowfues WTW main-out 2019	Third party issues	2021/22 Q4	2023/24 Q4

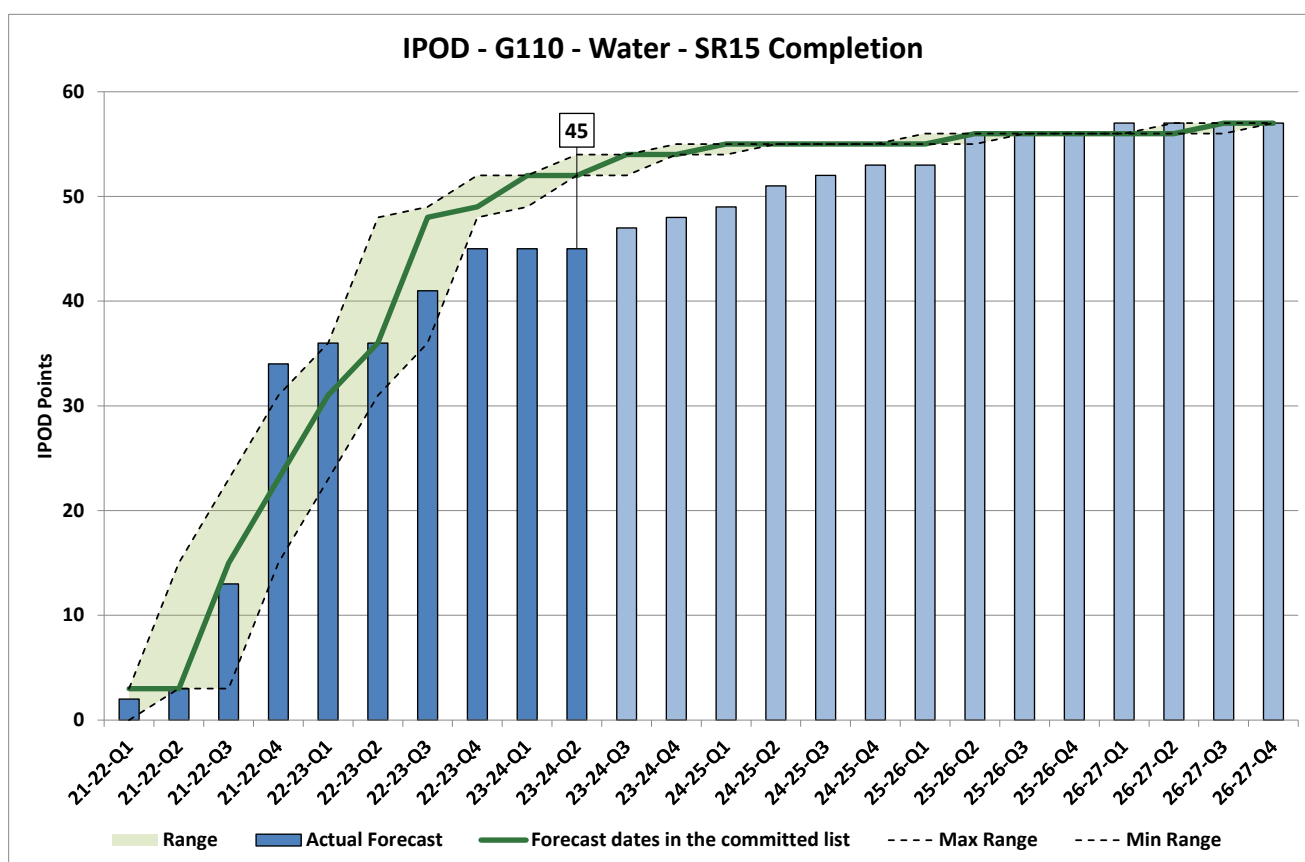
403994	SR15 ES - Uig WTW - SR15 WQ	Design issues	2021/22 Q4	2023/24 Q3
500523	Ayrshire Strategic Resilience	Construction risks realised	2023/24 Q2	2024/25 Q4
501001	SR15 Staney Hill North - Q Sandy Loch WTW	Design issues	2022/23 Q4	2025/26 Q1
503336	Water Quality Improvement-Wick East DMA	Construction risks realised	2022/23 Q3	2023/24 Q4
Total	7 projects behind			

Financial Approval

No projects achieved financial completion during Q2, the total achieved remains at 45 which is out with the target range of 52 to 54 points. 7 in the SR15 Completion sub-portfolio have been reforecast.

Reasons for reforecasting:

- 4 projects have been impacted due to construction risks realised: Water Quality Improvement-Wick East DMA, Ringford WTW, South Edinburgh Service Resilience, Fair Isle WTW – Quality.
- 1 project has been impacted due to design issues: SR15 ES - Uig WTW - SR15 WQ
- 2 projects have been impacted due to third party issues: Yarrowfues WTW main-out 2019, 500122 - Ness WTW.

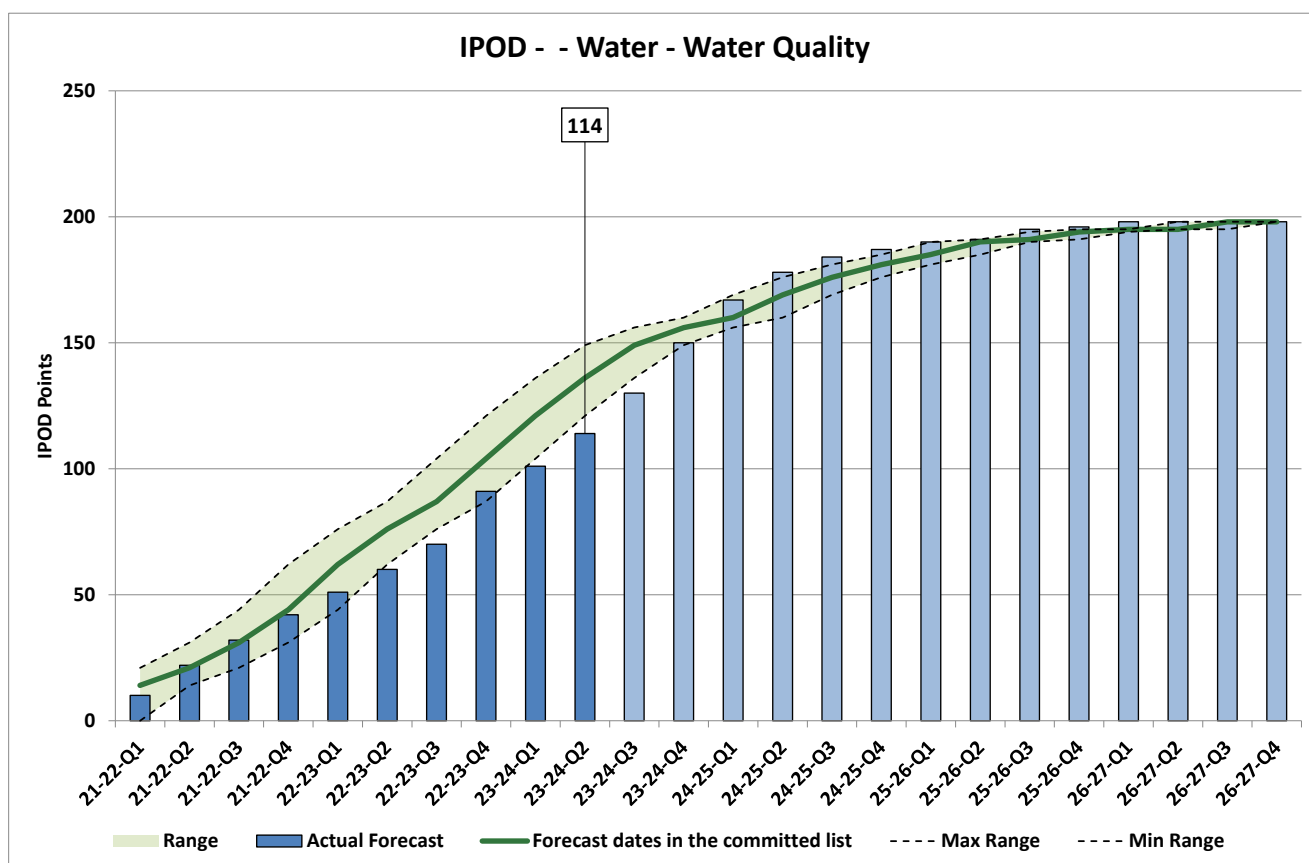


Project ID	Description	Reason For Reforecast	Baseline Quarter	Forecast Quarter
502940	Fair Isle WTW - Quality	Construction risks realised	2022/23 Q4	2023/24 Q3
501418	500122 - Ness WTW	Third party issues	2022/23 Q2	2023/24 Q3
500509	South Edinburgh Service Resilience	Construction risks realised	2022/23 Q1	2024/25 Q4

503595	Yarrowfues WTW main-out 2019	Third party issues	2022/23 Q3	2024/25 Q2
403994	SR15 ES - Uig WTW - SR15 WQ	Design issues	2022/23 Q3	2024/25 Q1
500246	Ringford WTW	Construction risks realised	2022/23 Q2	2023/24 Q4
503336	Water Quality Improvement-Wick East DMA	Construction risks realised	2023/24 Q1	2024/25 Q2
Total	7 projects behind			

Water Quality

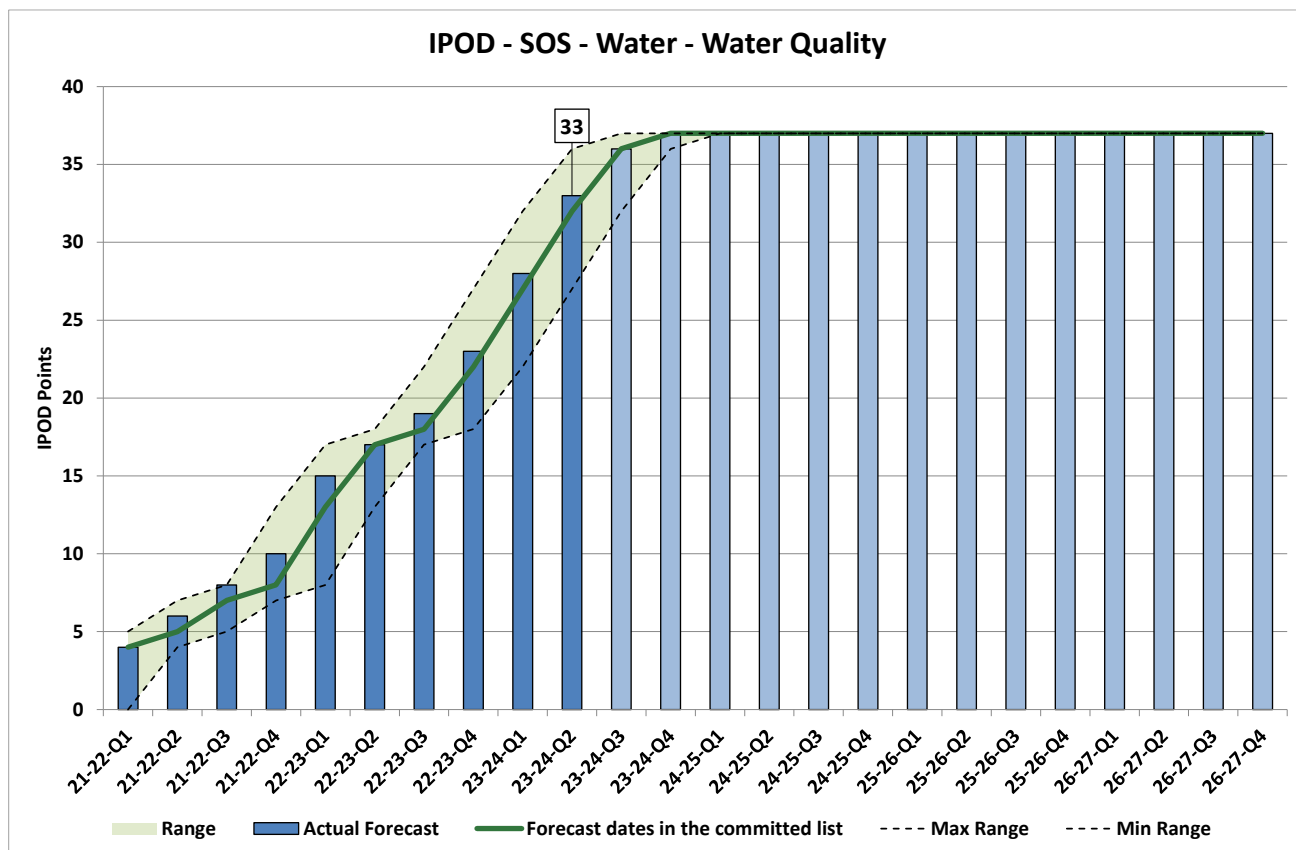
The overall IPOD points for the Water Quality sub-portfolio are below the target range at 114 points against a range of 121 to 149 points for Q2 2023/24.



Start on Site

5 projects started on site during Q2 bringing the total number of projects achieving the Start On Site milestone to 33 with performance being in the top half of the range of 27 to 36 points.

Projects starting on site in Q2: (SR21 ES Carron Valley WTW, Beasdale WTW UV Alterations, Glenconvinth WTW Filtration Enabling Works, Lomond Hills WTW Inspection of Leopold Floor RGF1, Mannofield WTW UV Installation)

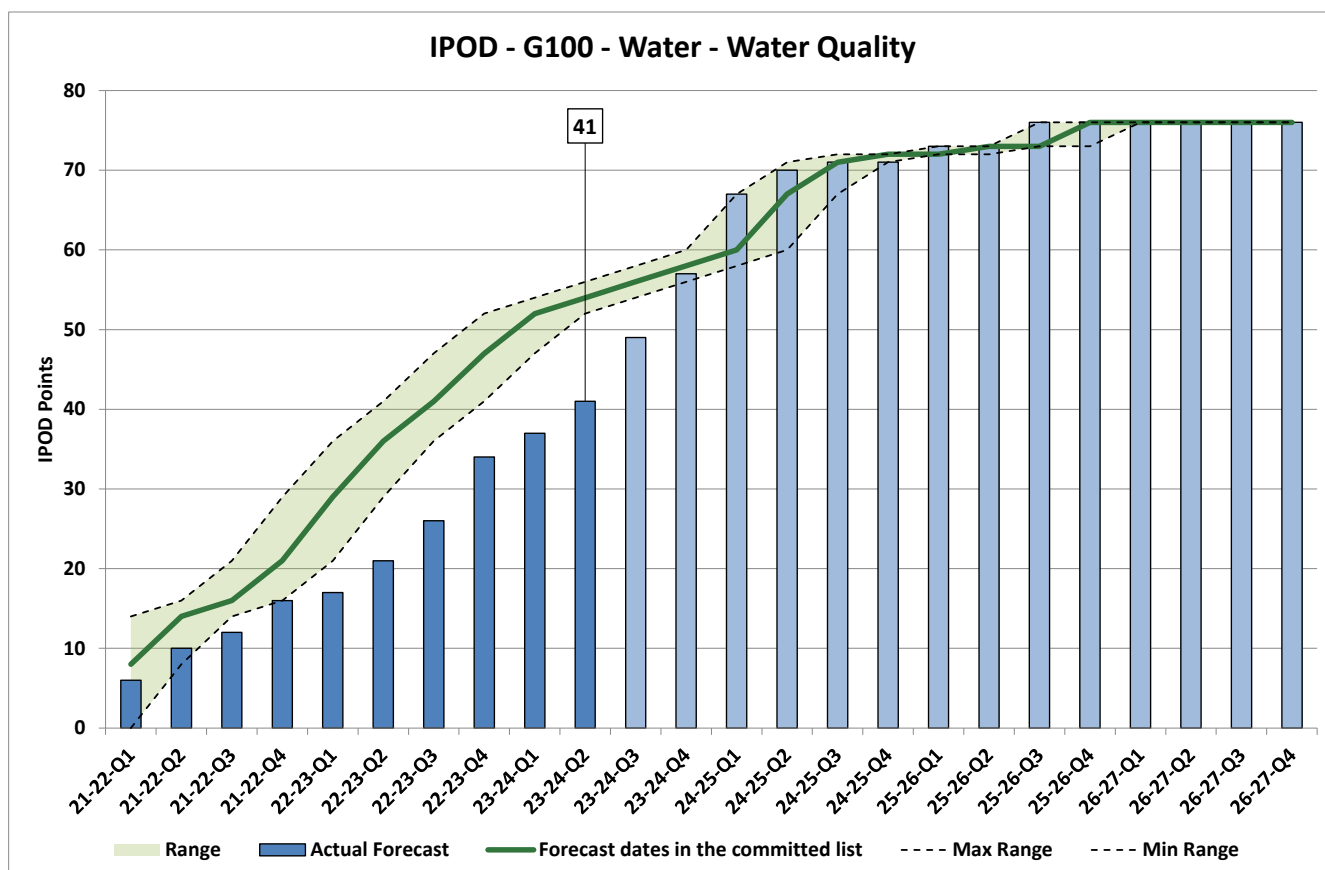


Acceptance

4 projects (Kirkmichael WTW - CM, Stornoway WTW - Interim THM and Cryptosporidium measures, Chemical Dosing Programme - Phase 1 - Turriff WTW, SR21 Core WTW Pilots - Filter Columns) achieved acceptance during Q2, bringing the total number of completed projects delivering benefit to customers to 41 which is out with the target range of 52 to 56 points. 14 in the Water Quality sub-portfolio have been reforecast.

Reasons for reforecasting:

- 2 projects have been impacted due to additional scope required to complete:
WTW000712 - HOWDEN WTW NT456275, Whitehillocks WTW - Quality and CM
- 11 projects have been impacted due to construction risks realised:
IR18 Allowance - Ardrishaig WTW,
Dhu Loch_Argyll and Bute_THM Research and Investigation,
SR15 ES - Newmore WTW - WQ and Essential Related CM Upgrade,
Galashiels Manse Street WTW,
WTW000627 - ROSEBERY WTW 1940 NT305570,
Craighead WTW - CM, Invercarnie WTW Pre-Treatment CWT and CM,
Afton WTW_Ayrshire_THM Research and Investigation,
WTW000626 - PATESHILL WTW NS983595,
WTW000640 - MARCHBANK WTW NT165645,
Auchneel WTW - Lime to Caustic
- 1 project has been impacted due to third party issues: Burncrooks WTW Quality THM Compliance



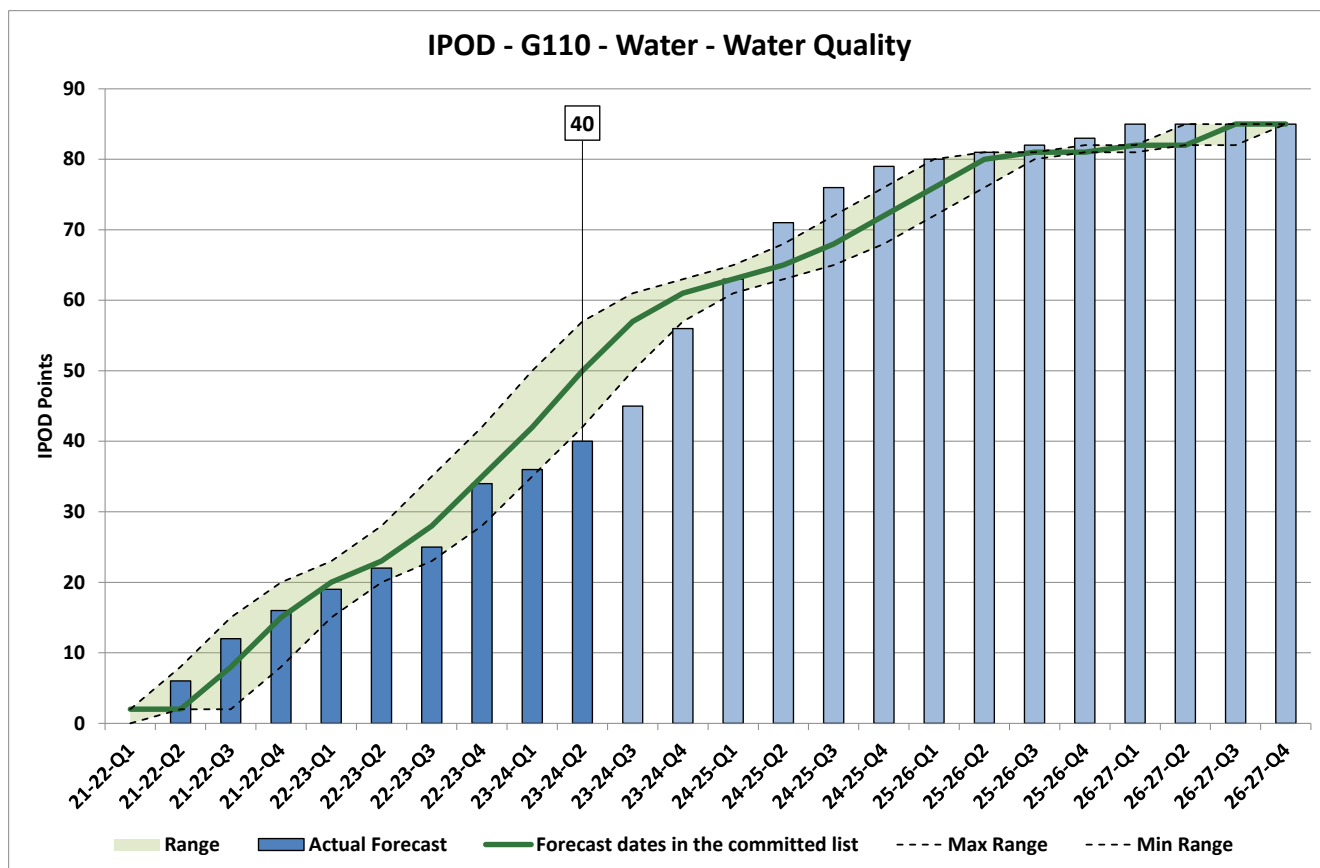
Project ID	Description	Reason For Reforecast	Baseline Quarter	Forecast Quarter
503162	Auchneel WTW - Lime to Caustic	Construction risks realised	2022/23 Q2	2023/24 Q4
501379	WTW000640 - MARCHBANK WTW NT165645	Construction risks realised	2022/23 Q2	2023/24 Q4
501232	Whitehillocks WTW - Quality and CM	Additional scope required to complete	2021/22 Q4	2024/25 Q1
501388	WTW000626 - PATESHILL WTW NS983595	Construction risks realised	2021/22 Q4	2023/24 Q3
502651	Afton WTW_Ayrshire_THM Research and Investigation	Construction risks realised	2022/23 Q2	2023/24 Q4
501243	Invercannie WTW Pre-Treatment CWT and CM	Construction risks realised	2022/23 Q4	2023/24 Q3
500896	Craighead WTW - CM	Construction risks realised	2022/23 Q3	2023/24 Q3
502132	Burncrooks WTW Quality THM Compliance	Third party issues	2022/23 Q4	2024/25 Q1
501390	WTW000627 - ROSEBERY WTW 1940 NT305570	Construction risks realised	2022/23 Q3	2024/25 Q1
500245	Galashiels Manse Street WTW	Construction risks realised	2022/23 Q2	2024/25 Q2
501393	WTW000712 - HOWDEN WTW NT456275	Additional scope required to complete	2022/23 Q1	2023/24 Q4
403991	SR15 ES - Newmore WTW - WQ and Essential Related CM Upgrade	Construction risks realised	2022/23 Q4	2023/24 Q3
502649	Dhu Loch_Argyll and Bute_THM Research and Investigation	Construction risks realised	2022/23 Q4	2023/24 Q4
502648	IR18 Allowance - Ardrishaig WTW	Construction risks realised	2022/23 Q1	2023/24 Q4
Total	14 projects behind			

Financial Approval

4 projects (Repair at Glenhove Distribution Service Reservoir (DSR) 2, E-W-NI-140520- Craighead WTW - Upgrade manganese removal - Covid 19 - 66, Oykel Bridge - Radon, SR21 Black Esk WTW - Manganese Monitors) achieved financial completion during Q2, taking the total achieved to 40 which is out with the target range of 42 to 57 points.

Reasons for reforecasting:

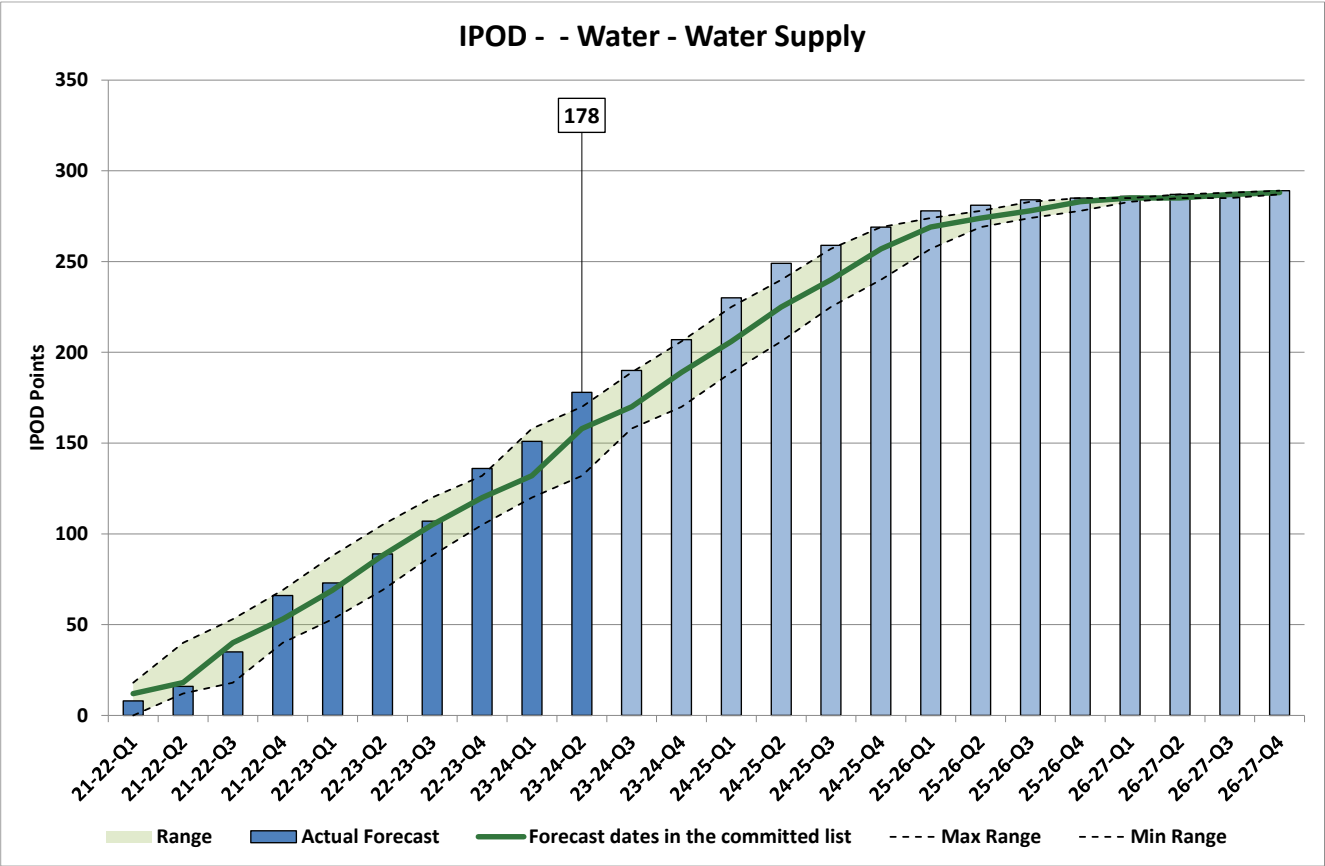
- 2 projects have been impacted due to additional scope required to complete: WTW000712 - HOWDEN WTW NT456275, Whitehillocks WTW - Quality and CM
- 12 projects have been impacted due to construction risks realised:
 - Wishaw TM Water Quality,
 - SR15 ES - Loch Ness Regional WTW Scheme,
 - IR18 Allowance - Ardrishaig WTW,
 - Galashiels Manse Street WTW,
 - WTW000627 - ROSEBERY WTW 1940 NT305570,
 - Craighead WTW - CM, Kirkmichael WTW - CM,
 - Afton WTW_Ayrshire_THM Research and Investigation,
 - Glenlatterach WTW Manganese Removal,
 - WTW000626 - PATESHILL WTW NS983595,
 - WTW000640 - MARCHBANK WTW NT165645,
 - Auchneel WTW - Lime to Caustic
- 1 project has been impacted due to third party issues: IR18 Allowance - Tarbert WTW



Project ID	Description	Reason For Reforecast	Baseline Quarter	Forecast Quarter
503162	Auchneel WTW - Lime to Caustic	Construction risks realised	2023/24 Q1	2024/25 Q2
501379	WTW000640 - MARCHBANK WTW NT165645	Construction risks realised	2023/24 Q1	2024/25 Q1
501232	Whitehillocks WTW - Quality and CM	Additional scope required to complete	2022/23 Q3	2024/25 Q3
501388	WTW000626 - PATESHILL WTW NS983595	Construction risks realised	2022/23 Q3	2023/24 Q4
502650	IR18 Allowance - Tarbert WTW	Third party issues	2023/24 Q2	2023/24 Q3
501217	Glenlatterach WTW Manganese Removal	Construction risks realised	2022/23 Q1	2023/24 Q3
502651	Afton WTW_Ayrshire_THM Research and Investigation	Construction risks realised	2023/24 Q1	2024/25 Q1
501070	Kirkmichael WTW - CM	Construction risks realised	2022/23 Q2	2023/24 Q3
500896	Craighead WTW - CM	Construction risks realised	2023/24 Q2	2023/24 Q4
501390	WTW000627 - ROSEBERY WTW 1940 NT305570	Construction risks realised	2023/24 Q2	2024/25 Q2
500245	Galashiels Manse Street WTW	Construction risks realised	2023/24 Q1	2024/25 Q4
501393	WTW000712 - HOWDEN WTW NT456275	Additional scope required to complete	2022/23 Q4	2023/24 Q4
502648	IR18 Allowance - Ardrishaig WTW	Construction risks realised	2023/24 Q2	2024/25 Q2
403127	SR15 ES - Loch Ness Regional WTW Scheme	Construction risks realised	2023/24 Q1	2023/24 Q4
503050	Wishaw TM Water Quality	Construction risks realised	2023/24 Q1	2023/24 Q4
Total	15 projects behind			

Water Supply

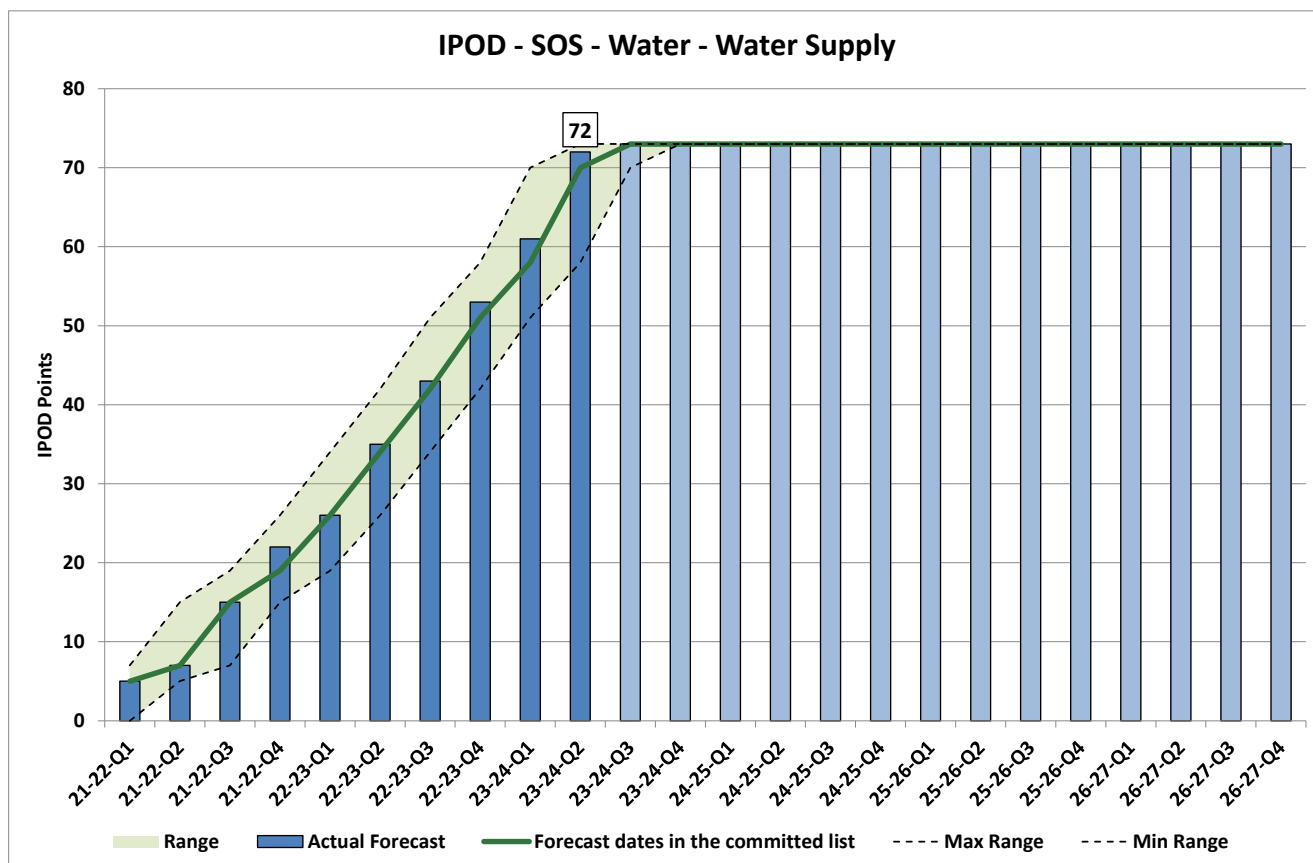
The overall IPOD points for the Water Supply sub-portfolio is ahead of the target range at 178 points against a range of 132 to 170 points for Q2 2023/24.



Start on Site

11 projects started on site during Q2 bringing the total number of projects achieving the Start On Site milestone to 72 with performance being in the top half of the range of 58 to 73 points.

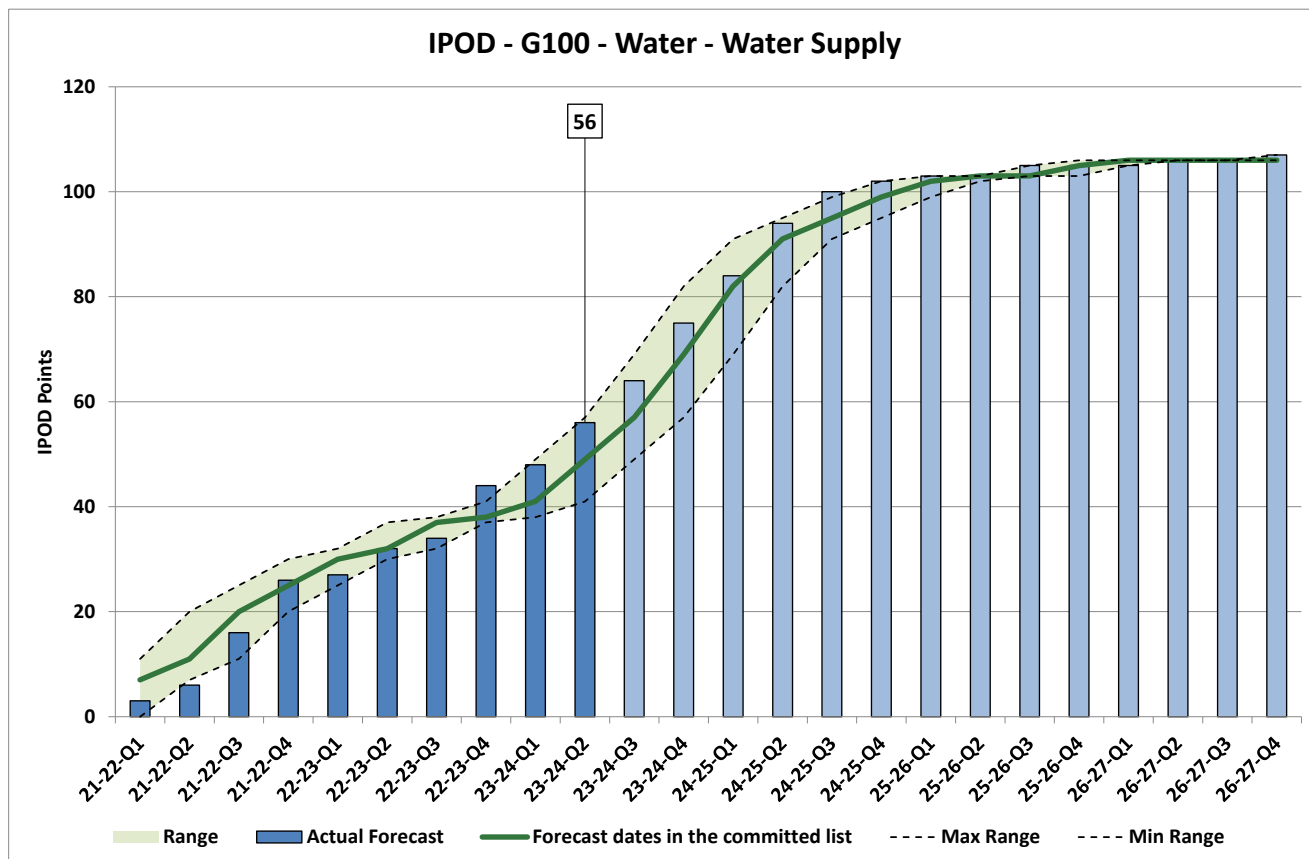
Projects starting on site: Linshader subsea main replacement, Cults Pitfodels TWP - Replace MCC, DAER WOA - Stablewood Pipe Bridge - H&S upgrade, Kettleton Impounding Reservoir, RCI Sanquhar Burgh DMA - New, RCI The Knowe Moffat DMA, RCI Newfield PS to Broadmuir TM DMA Peterhead Newfield 12 TM, RCI Athelstaneford DMA East Garleton Farm, Turriff WTW - Lime to Caustic, RCI North Barr DMA Burnhaven, Coulter WOA -Water Crossing and Bank Protection.



Acceptance

8 projects achieved acceptance during Q2, bringing the total number of completed projects delivering benefit to customers to 56 which is in the top half of the range of 41 to 57 points.

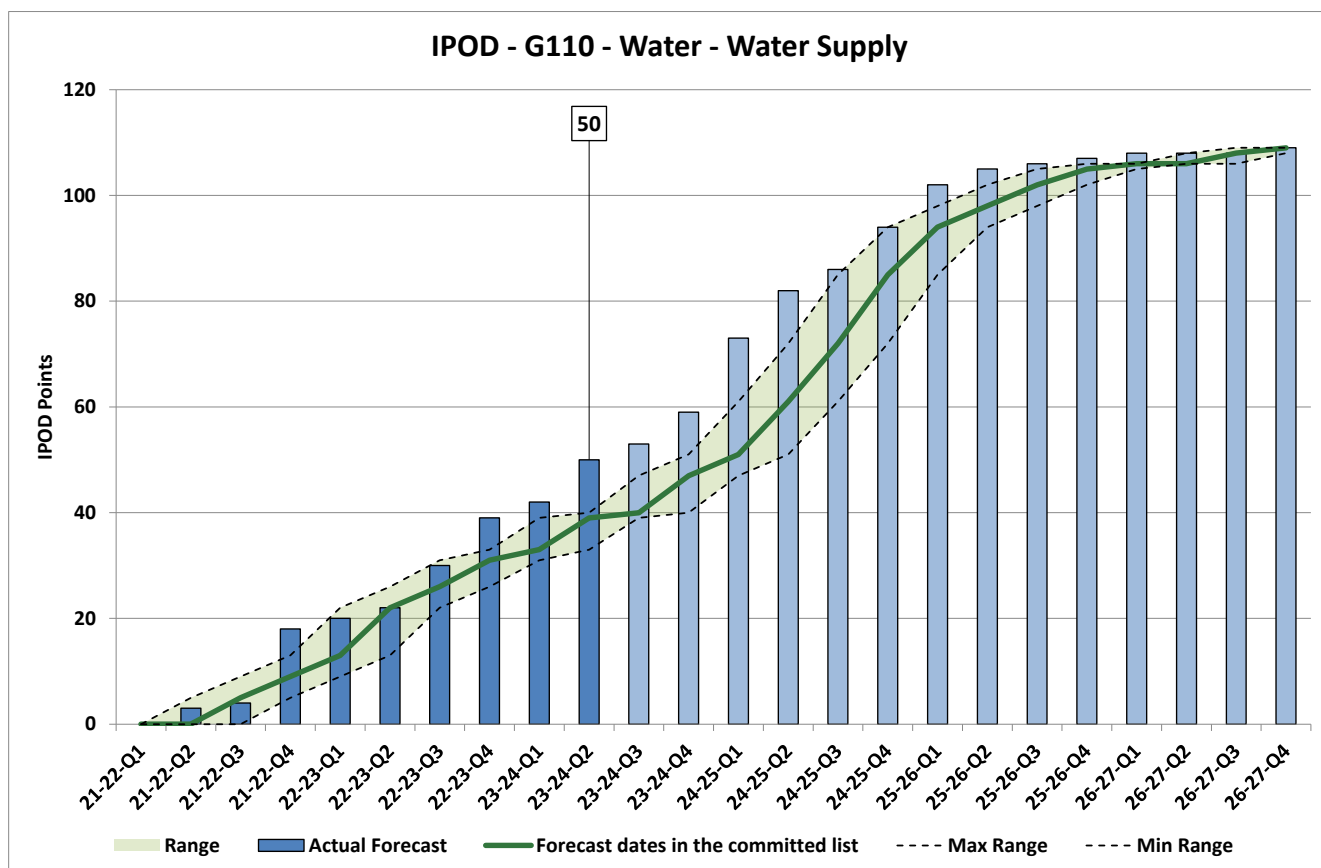
Projects achieving acceptance: Infrastructure Charge Fund (ICF) - Forres Strategic Water upgrade, RCI Catterthun DMA Craigton of Monikie, RCI SR21 ES Mains of Moyness - Non DMA Phase 2, Craigmaddie and Milngavie VT Works, RCI Clachan DMA Longrigg, RCI Comrie and Bogside DMA Righead Farm, RCI Bixter Tresta and Sandsound DMA Effirth, RCI Colmonell DMA.



Financial Approval

8 projects achieved financial completion during Q2, taking the total achieved to 50 which is above the target range of 33 to 40 points.

Projects achieving financial completion: Repeat Customer Interruptions (RCI) High Dykes DMA Auchincarroch Rd, RCI West Ballochry DMA Hillside, NRSWA C3 Service Relocate Edinburgh Tram Lines Mains Diversion, SR15 ES - Carron Valley WTW Scada Replacement, RCI Bowmore DMA (Torra Mains), RCI Rossie DMA Ethie PMA, ICF - NIA0157 Glencorse WOA - Danderhall and Gilmerton DMAs - Solution 01, Dores DMA - Mains Rehab.

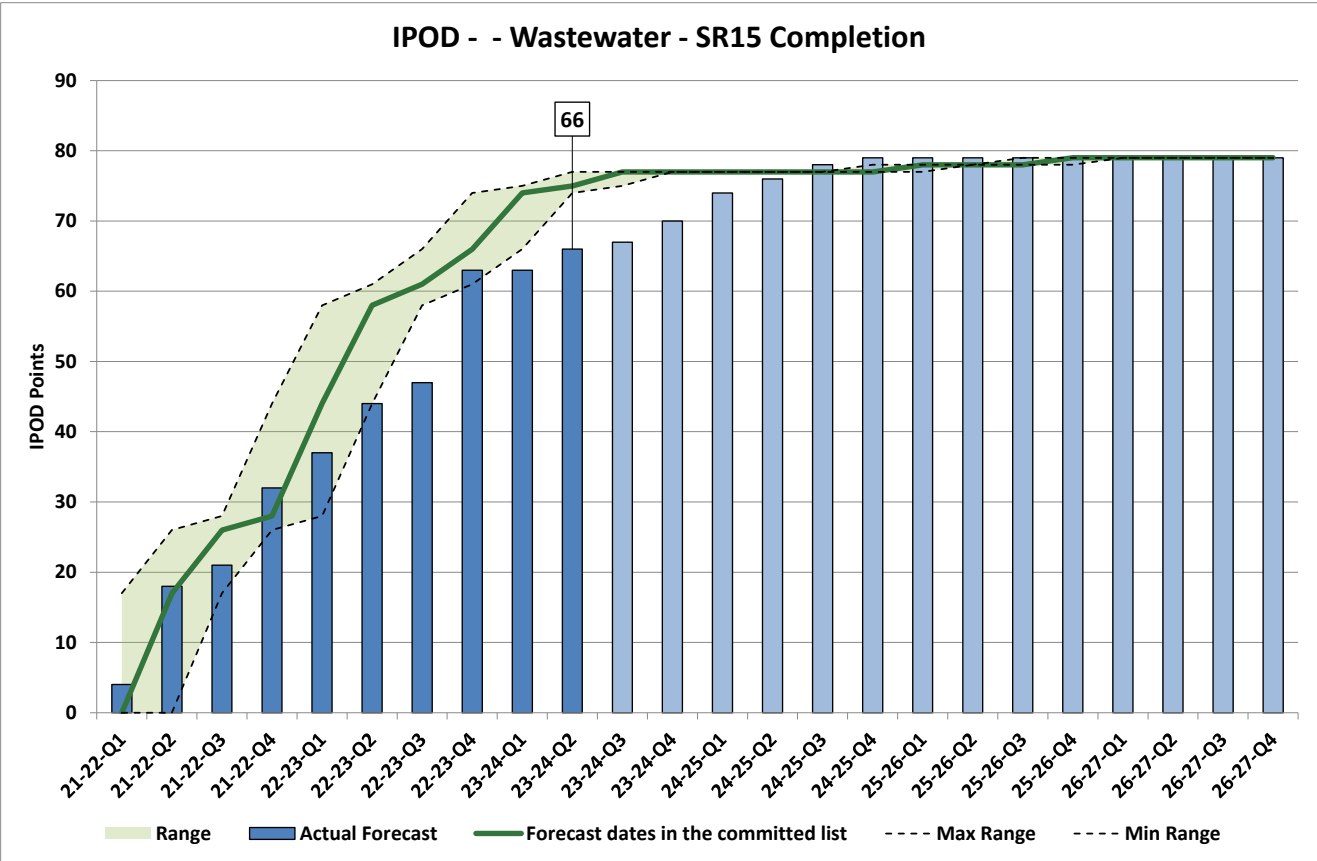


Appendix B – Wastewater Sub-portfolios

The list of projects included in the sub-portfolios can be found by filtering the Committed List by column E.

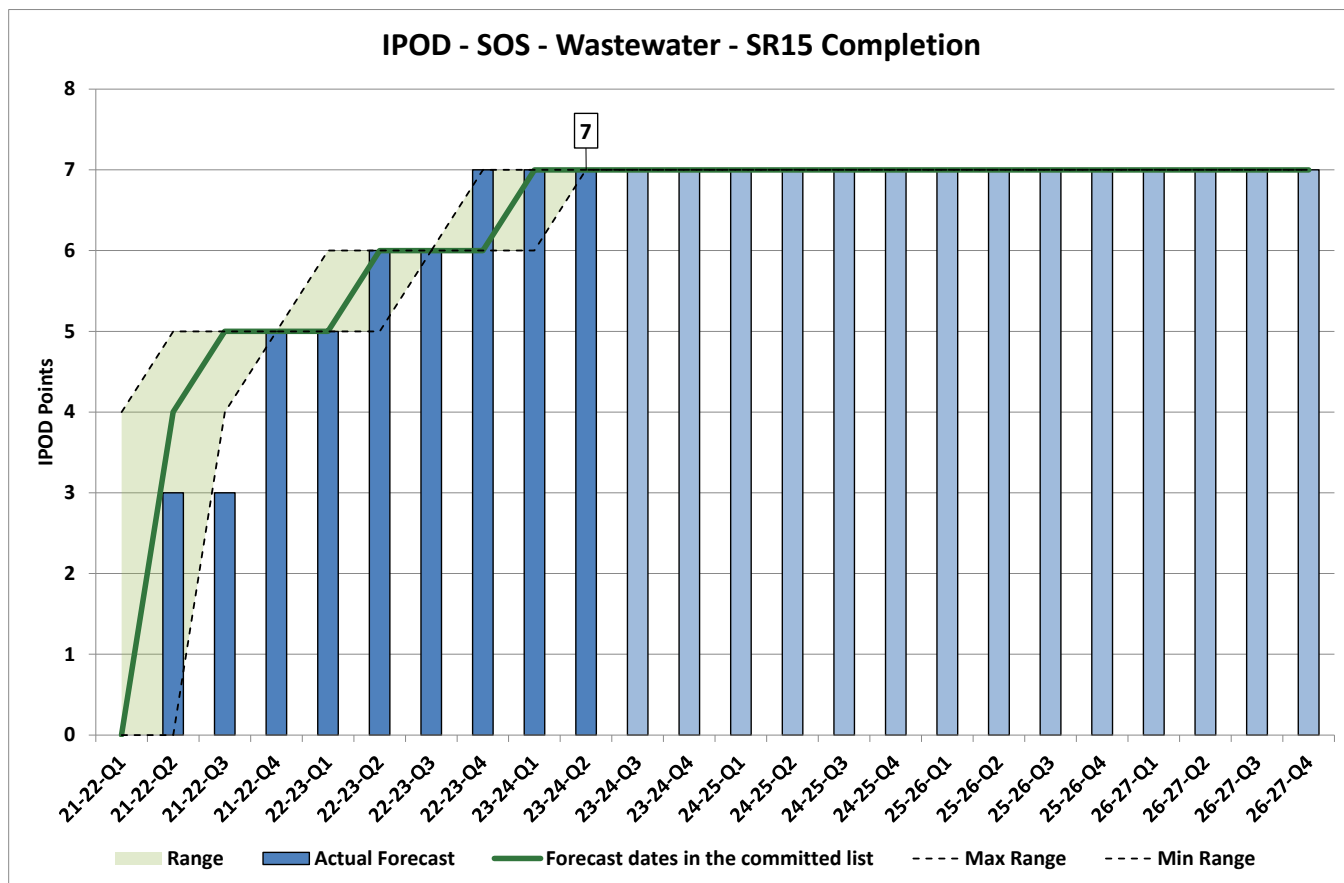
Wastewater SR15 Completion Projects

The overall IPOD points for the Wastewater SR15 Completion sub-portfolio is below the range at 66 points against a range of 74 to 77 points for Q2 2023/24.



Start on Site

The Wastewater Completion sub-programme is within the forecast range at the time of commitment. 7 projects have achieved this milestone against a target of 7.

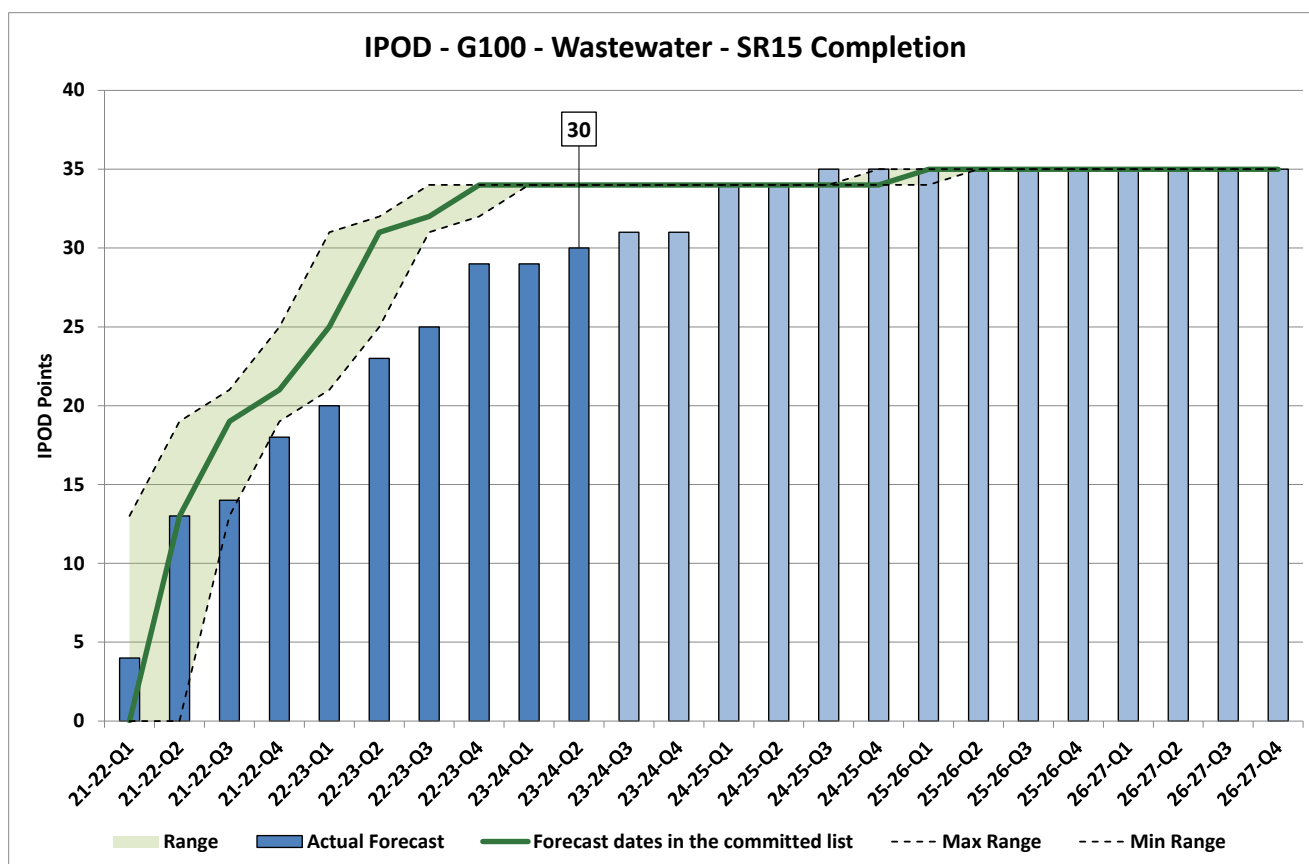


Acceptance

1 project (SW843 Wellgate Lanark) achieved acceptance during Q2, bringing the total number of completed projects delivering benefit to customers to 30 which is out with the target of 34 points. 4 in the SR15 Completion sub-portfolio have been reforecast.

Reasons for reforecasting:

- 4 projects have been impacted due to third party issues: QS3b AR - P014 UID Westbank Quadrant at Eldon Street Bridge Combined Sewer Overflow (CSO) NS273667, S043 - UID - Cambuslang Road Richmond Laundry - South East of Railway Rutherglen, S087 - UID - Scotwood Overflow North East of Lay-by Busby Road, SR15 ES - Main Street Newtonmore



Project ID	Description	Reason For Reforecast	Baseline Quarter	Forecast Quarter
404026	SR15 ES - Main Street Newtonmore	Third party issues	2022/23 Q1	2024/25 Q3
401705	S087 - UID - Scotwood Overflow North East of Lay-by Busby Road	Third party issues	2021/22 Q3	2024/25 Q1
401668	S043 - UID - Cambuslang Road Richmond Laundry - South East of Railway Rutherglen	Third party issues	2021/22 Q2	2024/25 Q1

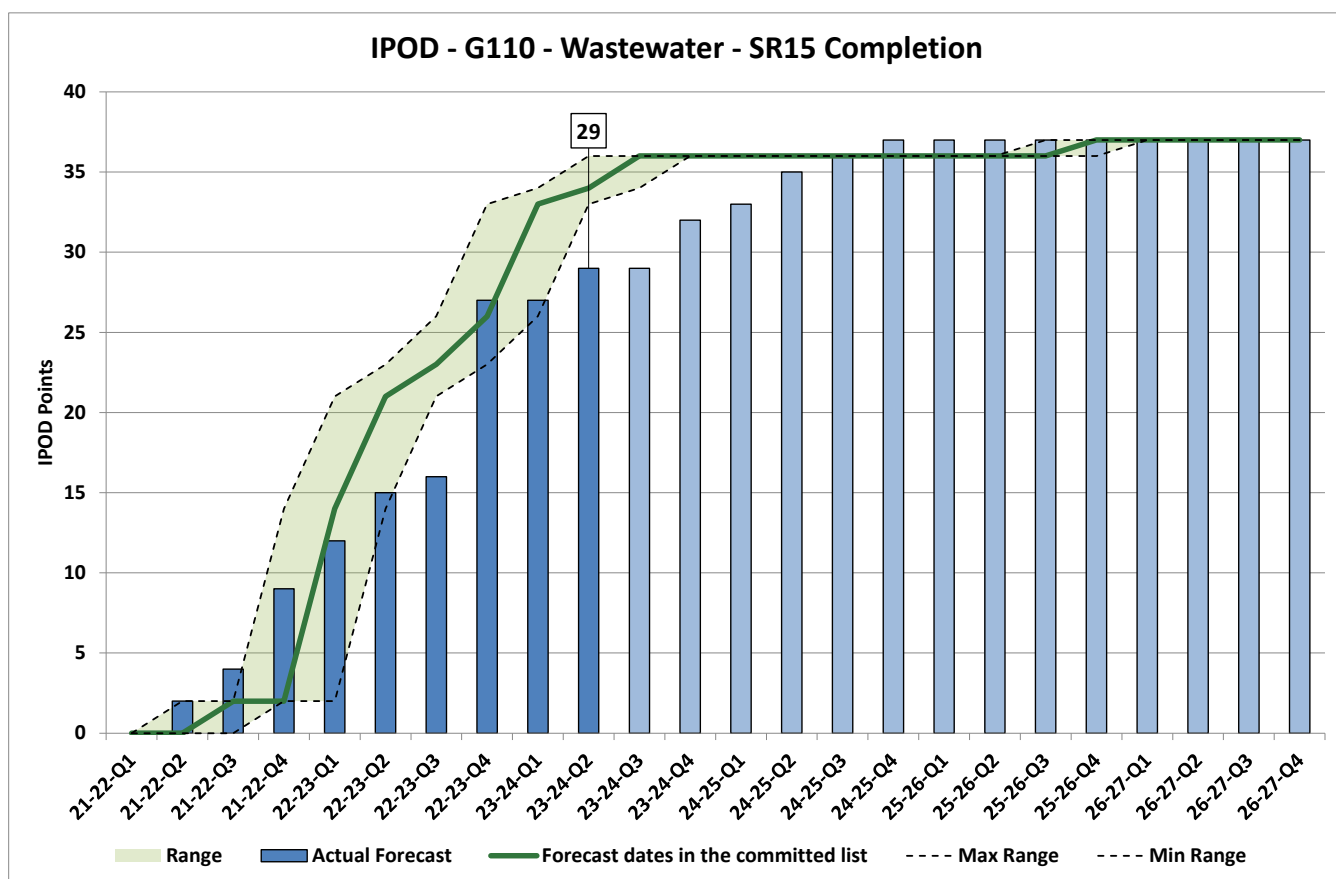
403106	QS3b AR - P014 UID Westbank Quadrant at Eldon Street Bridge CSO NS273667	Third party issues	2022/23 Q4	2023/24 Q3
Total	4 projects behind			

Financial Approval

2 projects (Londornoch WTW Sludge Lagoon Upgrade, SR15 ES - Sanday Sludge Storage Area and Drying Beds) achieved financial completion during Q2, taking the total achieved to 29 which is out with the target range of 33 to 36 points. 6 in the SR15 Completion sub-portfolio have been reforecast.

Reasons for reforecasting:

- 1 project has been impacted due to construction risks realised: Dalmarnock WWTW Improvements
- 5 projects have been impacted due to third party issues: SW843 Wellgate Lanark, QS3b AR - P010 UID Botanic Gardens Nr Junc of Garrioch Drive Garrioch Rd and Shakespeare St, S043 - UID - Cambuslang Road Richmond Laundry - South East of Railway Rutherglen, S087 - UID - Scotwood Overflow North East of Lay-by Busby Road, SR15 ES - Main Street Newtonmore

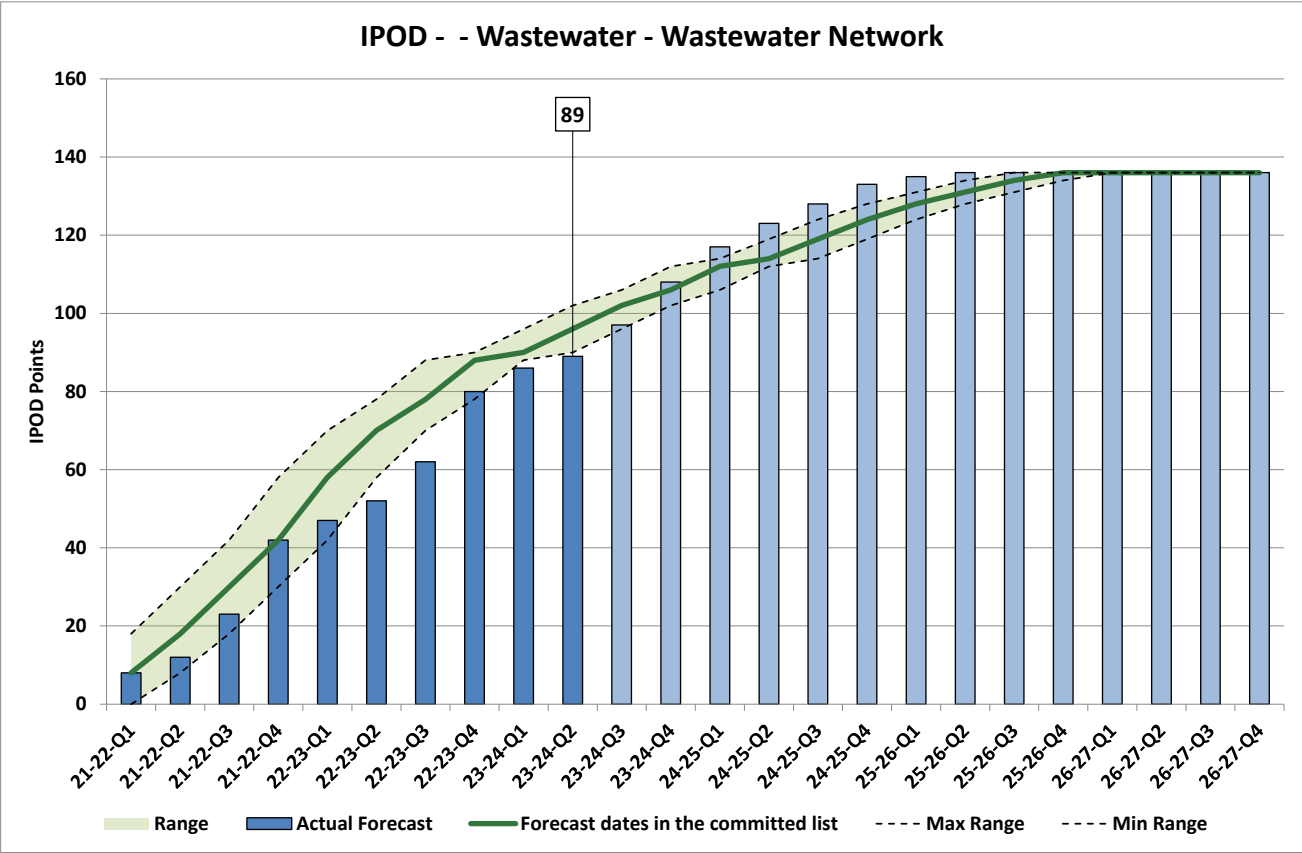


Project ID	Description	Reason For Reforecast	Baseline Quarter	Forecast Quarter
404026	SR15 ES - Main Street Newtonmore	Third party issues	2023/24 Q1	2024/25 Q4
401705	S087 - UID - Scotwood Overflow North East of Lay-by Busby Road	Third party issues	2022/23 Q2	2024/25 Q2

401668	S043 - UID - Cambuslang Road Richmond Laundry - South East of Railway Rutherglen	Third party issues	2022/23 Q1	2024/25 Q3
403102	QS3b AR - P010 UID Botanic Gardens Nr Junc of Garrioch Drive Garrioch Rd and Shakespeare St	Third party issues	2022/23 Q1	2023/24 Q4
503269	Dalmarnock WWTW Improvements	Construction risks realised	2022/23 Q4	2024/25 Q1
500681	SW843 Wellgate Lanark	Third party issues	2023/24 Q1	2023/24 Q4
Total	6 projects behind			

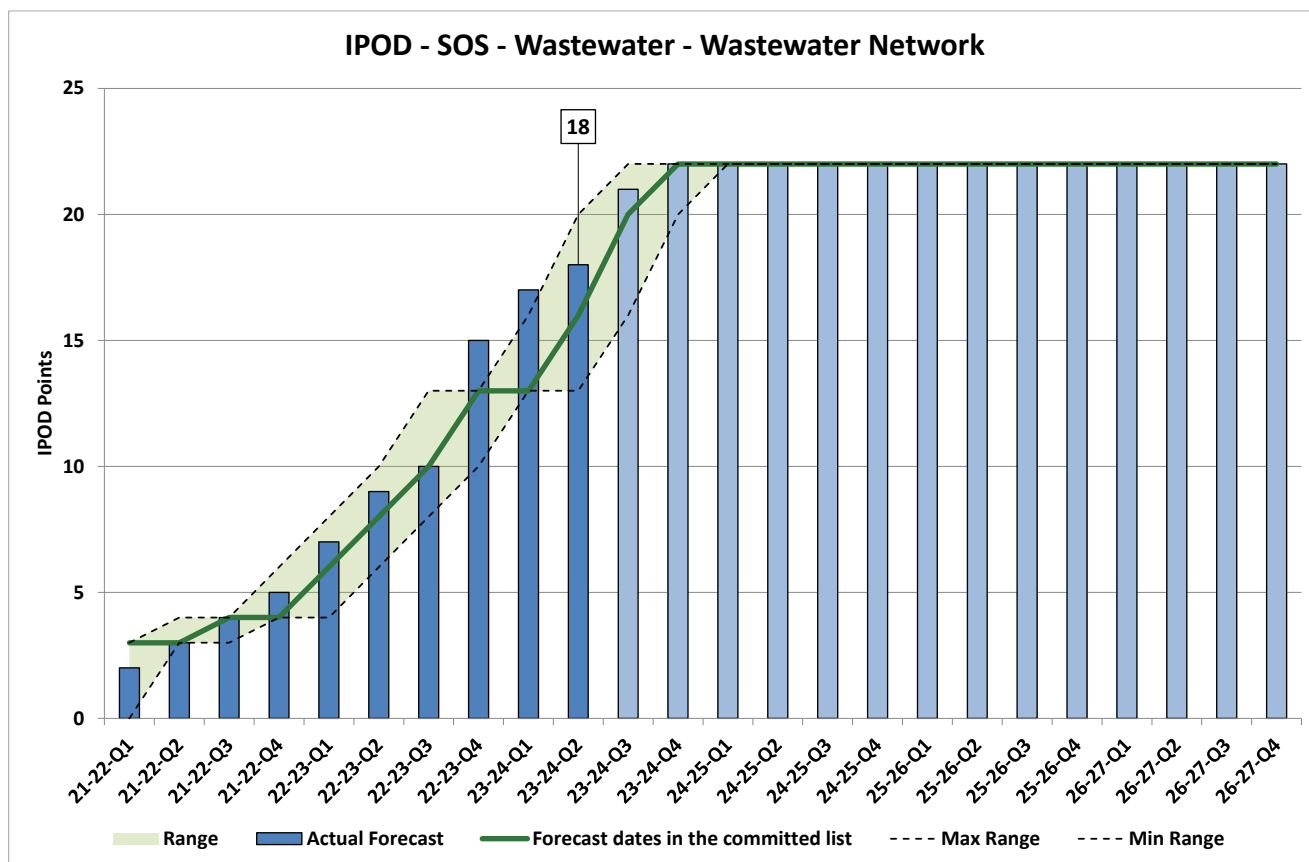
Wastewater Network Projects

The overall IPOD points for the Wastewater Network sub-portfolio is below the range at 89 points against a range of 90 to 102 points for Q2 2023/24.



Start on Site

1 project (Internal Flooding Overloaded Sewers (IFOS) - Peatville Terrace Edinburgh Mitigation v.3) started on site during Q2 bringing the total number of projects achieving the Start On Site milestone to 18 with performance being in the top half of the range of 13 to 20 points.

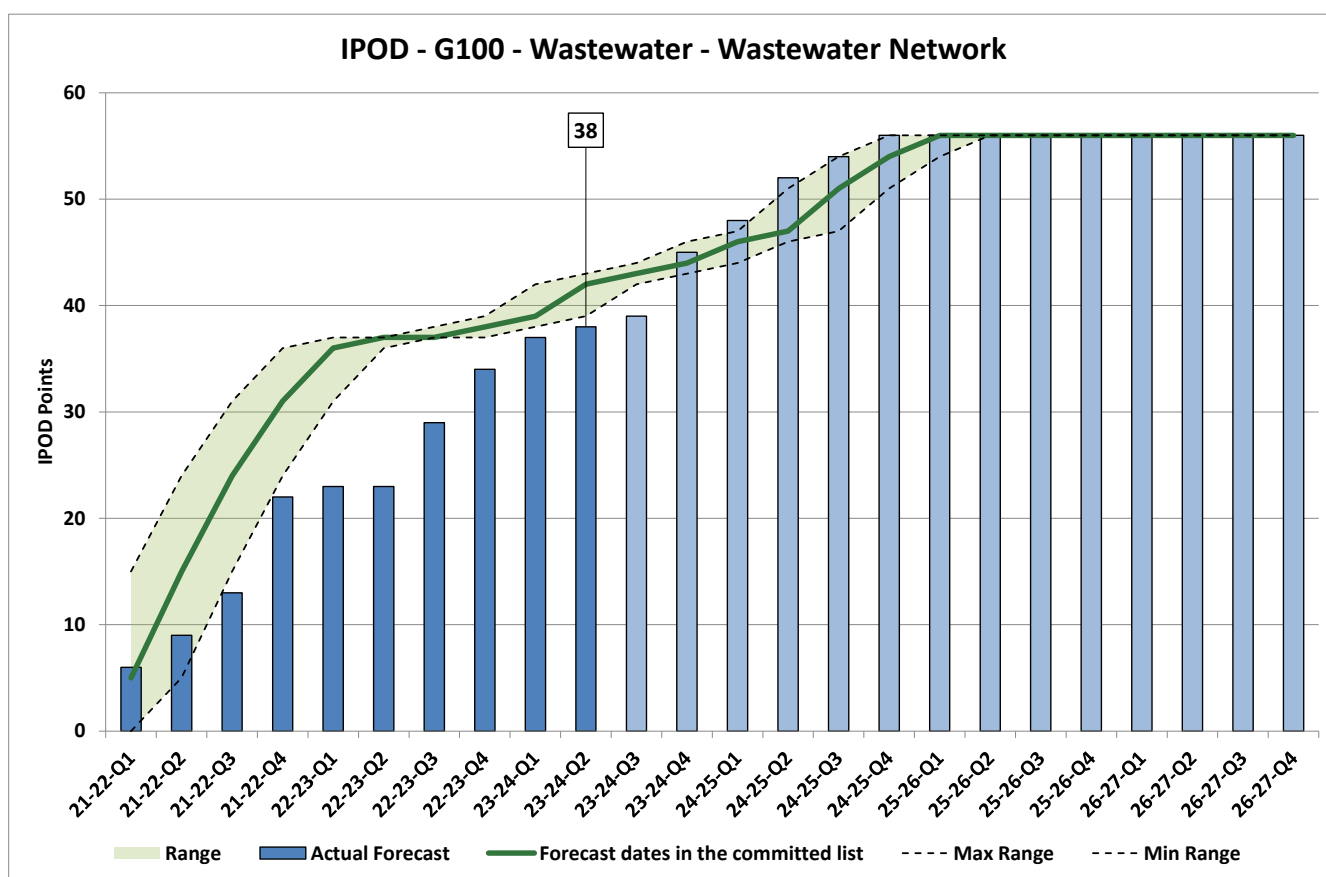


Acceptance

1 project (ICF - Forres Strategic Wastewater upgrade) achieved acceptance during Q2, bringing the total number of completed projects delivering benefit to customers to 38 which is out with the target range of 39 to 43 points. 4 in the Wastewater Network sub-portfolio have been reforecast.

Reasons for reforecasting:

- 1 project has been impacted due to construction risks realised: Shieldhall WWTW Grade 5 HC Sewer Ph1
- 3 projects have been impacted due to third party issues: IR18 CAS Compliance Improvements - Networks East & North, Complex, Dunfermline Wellwood Waste Water Infrastructure, Infra-Kingdom Park



Project ID	Description	Reason For Reforecast	Baseline Quarter	Forecast Quarter
503362	Infra-Kingdom Park	Third party issues	2021/22 Q2	2024/25 Q2
502949	Dunfermline Wellwood Waste Water Infrastructure	Third party issues	2021/22 Q4	2023/24 Q4
501683	Shieldhall WWTW Grade 5 HC Sewer Ph1	Construction risks realised	2021/22 Q3	2023/24 Q3

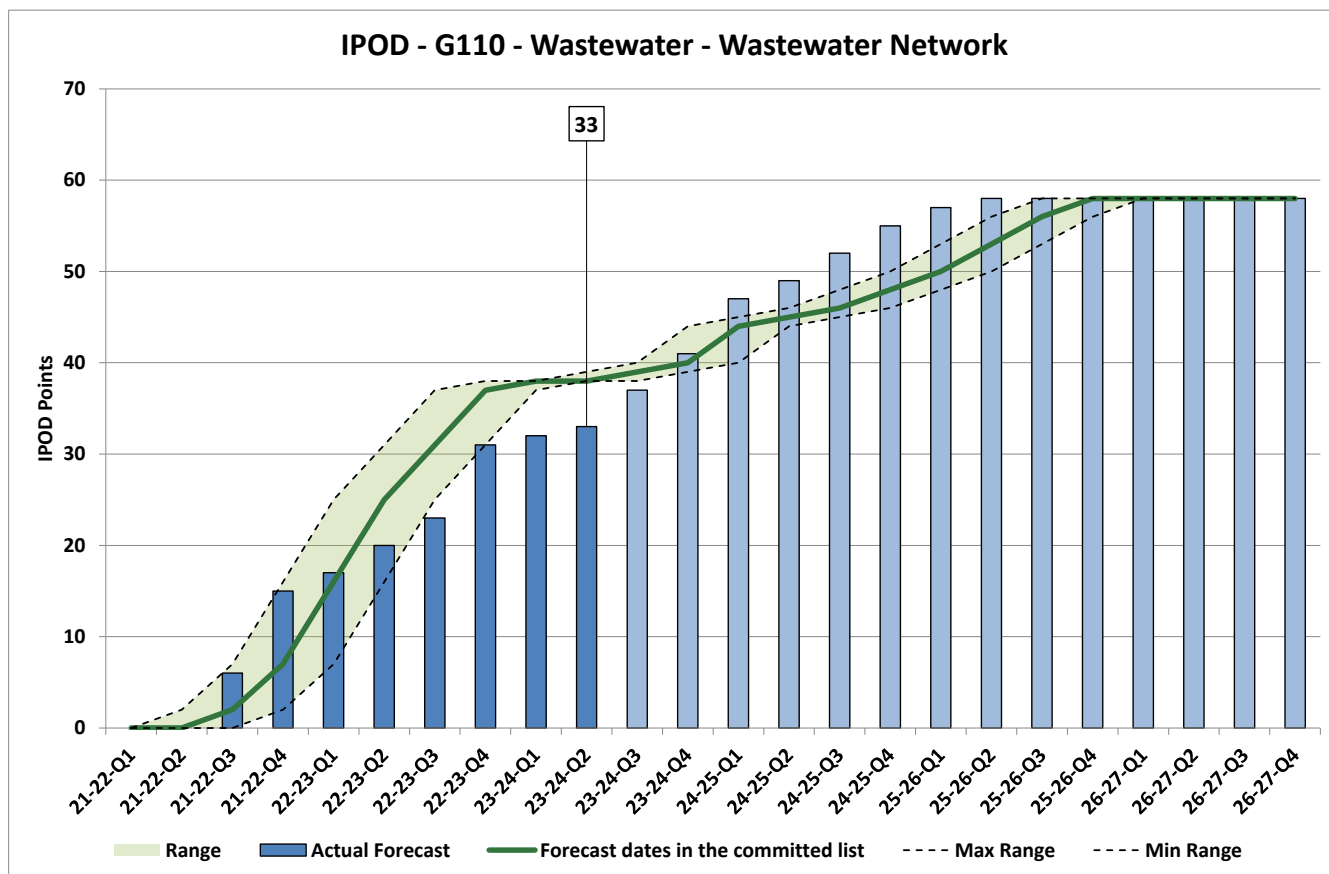
502944	IR18 CAS Compliance Improvements - Networks East & North, Complex	Third party issues	2021/22 Q2	2023/24 Q4
Total	4 projects behind			

Financial Approval

1 project (Oban, Stevenson Street SPS - Replace Screw Pumps) achieved financial completion during Q2, taking the total achieved to 33 which is outwith the target range of 38 to 39 points. 7 in the Wastewater Network sub-portfolio have been reforecast.

Reasons for reforecasting:

- 3 projects have been impacted due to construction risks realised: Shieldhall WWTW Grade 5 HC Sewer Ph1, Ayr Shore Road SPS - Emergency Repairs to Transfer Pumps and Wet Well Guide Rails, NRSWA Construction Sewer Greenhills Road Widening East Kilbride
- 4 projects have been impacted due to third party issues: Bothwell Sewer - Replacement of approximately 130m of 600mm, IR18 CAS Compliance Improvements - Networks East & North, Complex, Dunfermline Wellwood Waste Water Infrastructure, W462 - Coalburn Road Coalburn

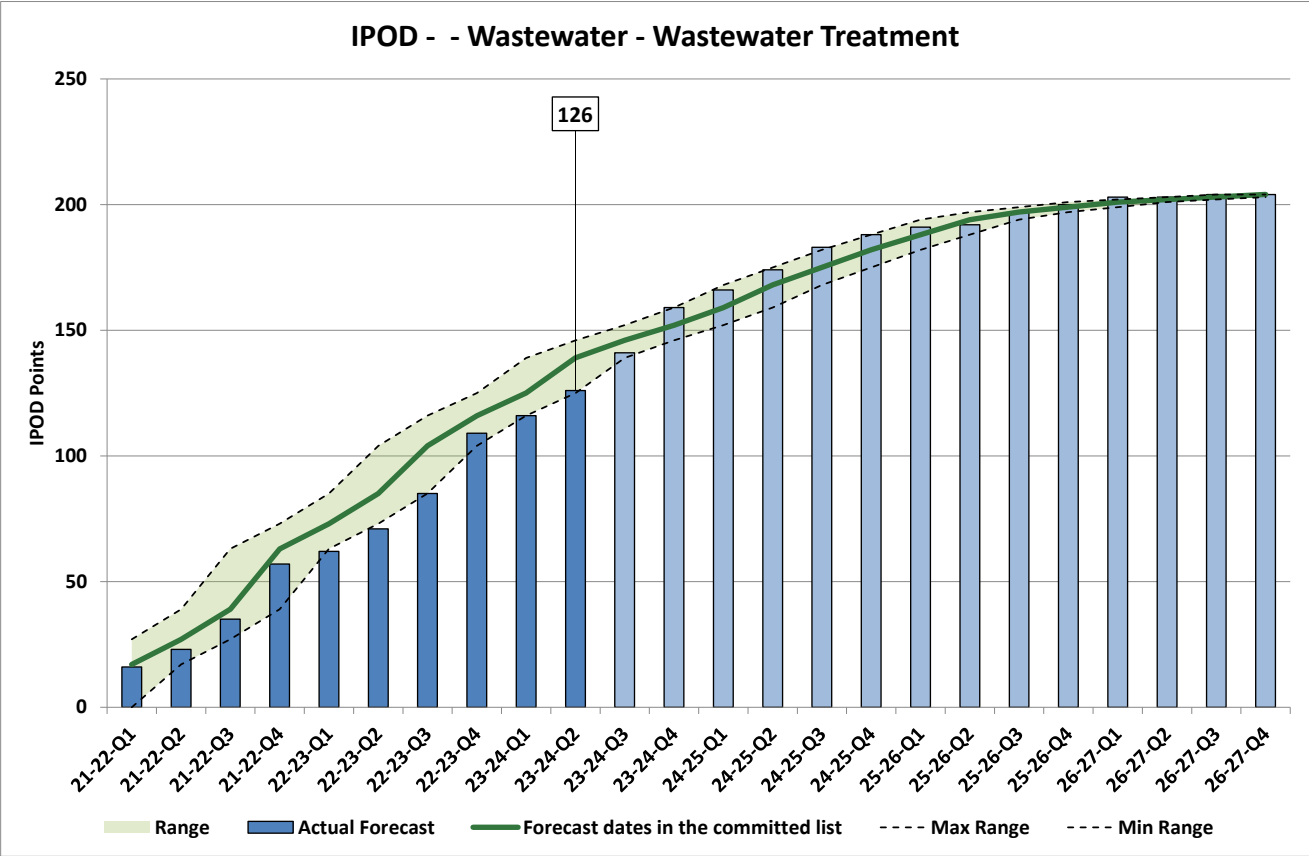


Project ID	Description	Reason For Reforecast	Baseline Quarter	Forecast Quarter
500302	W462 - Coalburn Road Coalburn	Third party issues	2022/23 Q4	2023/24 Q3
502949	Dunfermline Wellwood Waste Water Infrastructure	Third party issues	2022/23 Q4	2024/25 Q1

502866	NRSA Construction Sewer Greenhills Road Widening East Kilbride	Construction risks realised	2022/23 Q3	2023/24 Q4
503393	Ayr Shore Road Sewerage Pumping Station (SPS) - Emergency Repairs to Transfer Pumps and Wet Well Guide Rails	Construction risks realised	2022/23 Q2	2023/24 Q4
501683	Shieldhall WWTW Grade 5 HC Sewer Ph1	Construction risks realised	2022/23 Q2	2024/25 Q1
502944	IR18 CAS Compliance Improvements - Networks East & North, Complex	Third party issues	2022/23 Q1	2024/25 Q1
503415	Bothwell Sewer - Replacement of approximately 130m of 600mm	Third party issues	2022/23 Q4	2023/24 Q4
Total	7 projects behind			

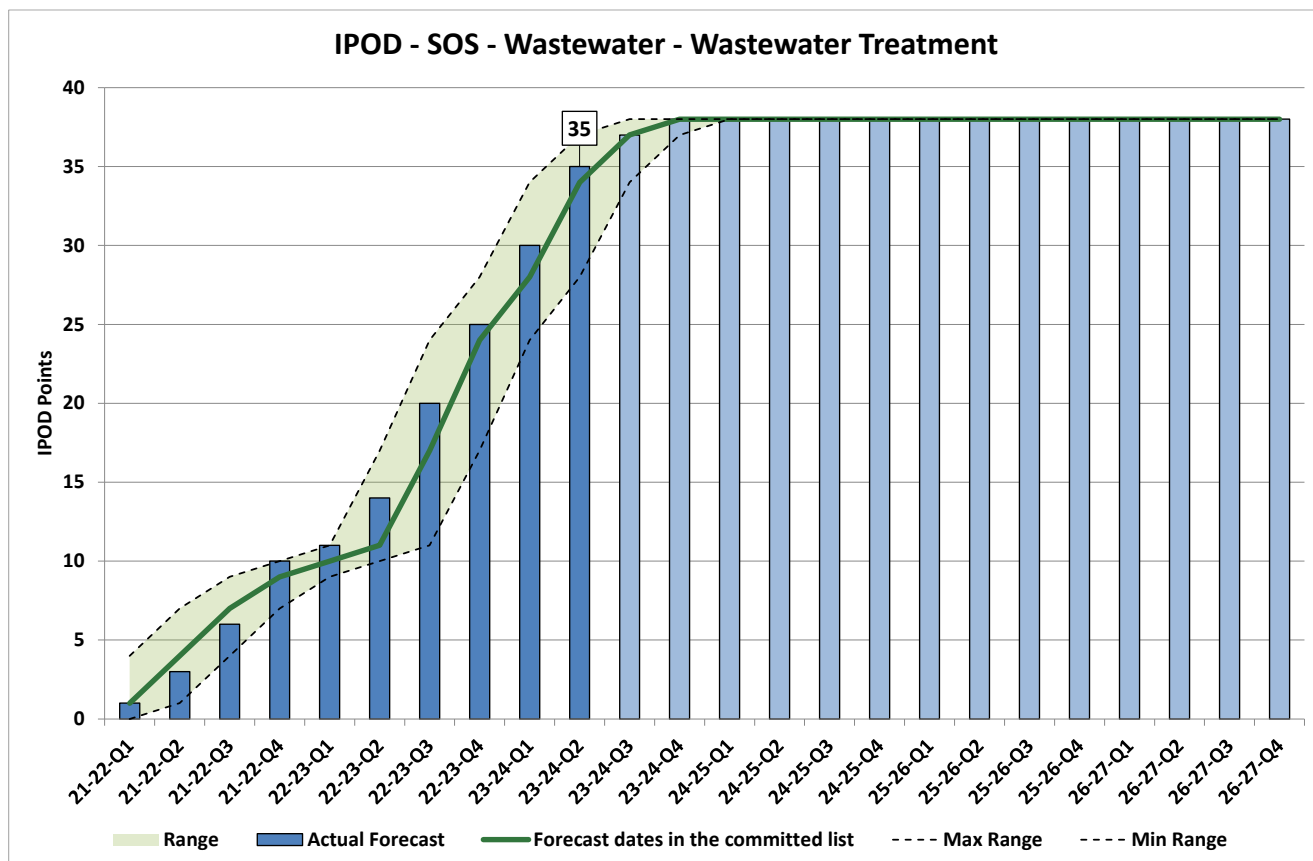
Wastewater Treatment Projects

The overall IPOD points for the Wastewater Treatment sub-portfolio is within the range at 126 points against a range of 125 to 146 points for Q2 2023/24.



Start on Site

5 projects (E-WW-NI-070422-Banchory STW Chemical Dosing, Shieldhall WWTW - Storm Screen Refurbishment x No.6, E-WW-NI-161222-Banchory Inlet Screen and Grit System Construction, Oban WwTW - 2 No Replacement SHTs, ICF - Bertha Park Strategic Wastewater Infrastructure) started on site during Q2 bringing the total number of projects achieving the Start On Site (SOS) milestone to 35 with performance being in the top half of the range of 28 to 37 points.

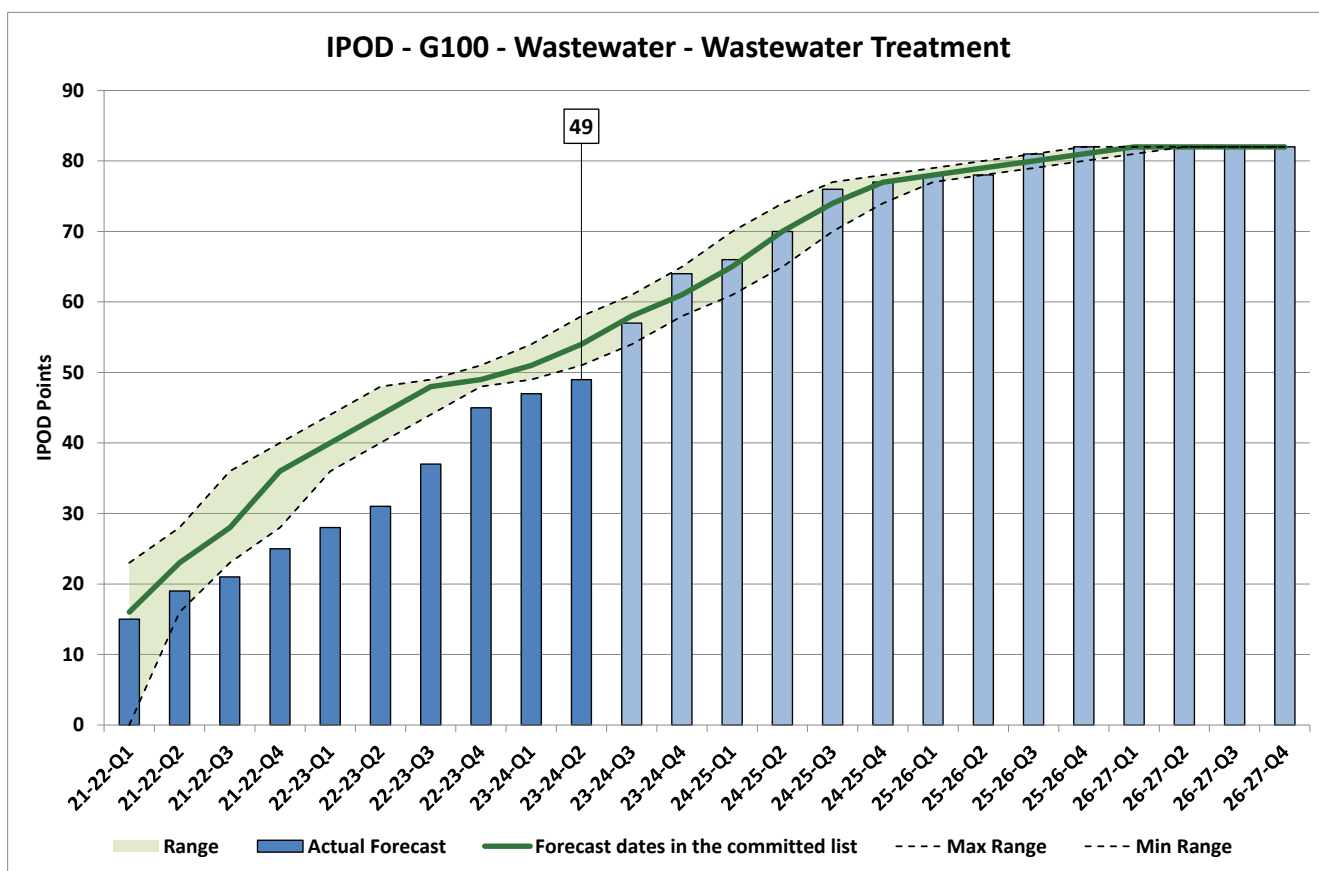


Acceptance

2 projects (Forres WWTW 1973 NJ038595 - SR15 Capital Maintenance, Banchory WwTW - Growth) achieved acceptance during Q2, bringing the total number of completed projects delivering benefit to customers to 49 which is out with the target range of 51 to 58 points. 6 in the Wastewater Treatment sub-portfolio have been reforecast.

Reasons for reforecasting:

- 1 project has been impacted due to additional scope required to complete: Alloa STW
- 2 projects have been impacted due to construction risks realised: Carstairs Village WwTW - Growth, DALDERSE WWTW 1966 NS903822
- 3 projects have been impacted due to third party issues: Kennethmont WwTW Growth, East Linton WwTW - Growth, Burrelton WwTW - Growth



Project ID	Description	Reason For Reforecast	Baseline Quarter	Forecast Quarter
500233	Burrelton WwTW - Growth	Third party issues	2021/22 Q4	2023/24 Q3
500229	East Linton WwTW - Growth	Third party issues	2023/24 Q2	2024/25 Q3
501579	DALDERSE WWTW 1966 NS903822	Construction risks realised	2022/23 Q3	2023/24 Q3

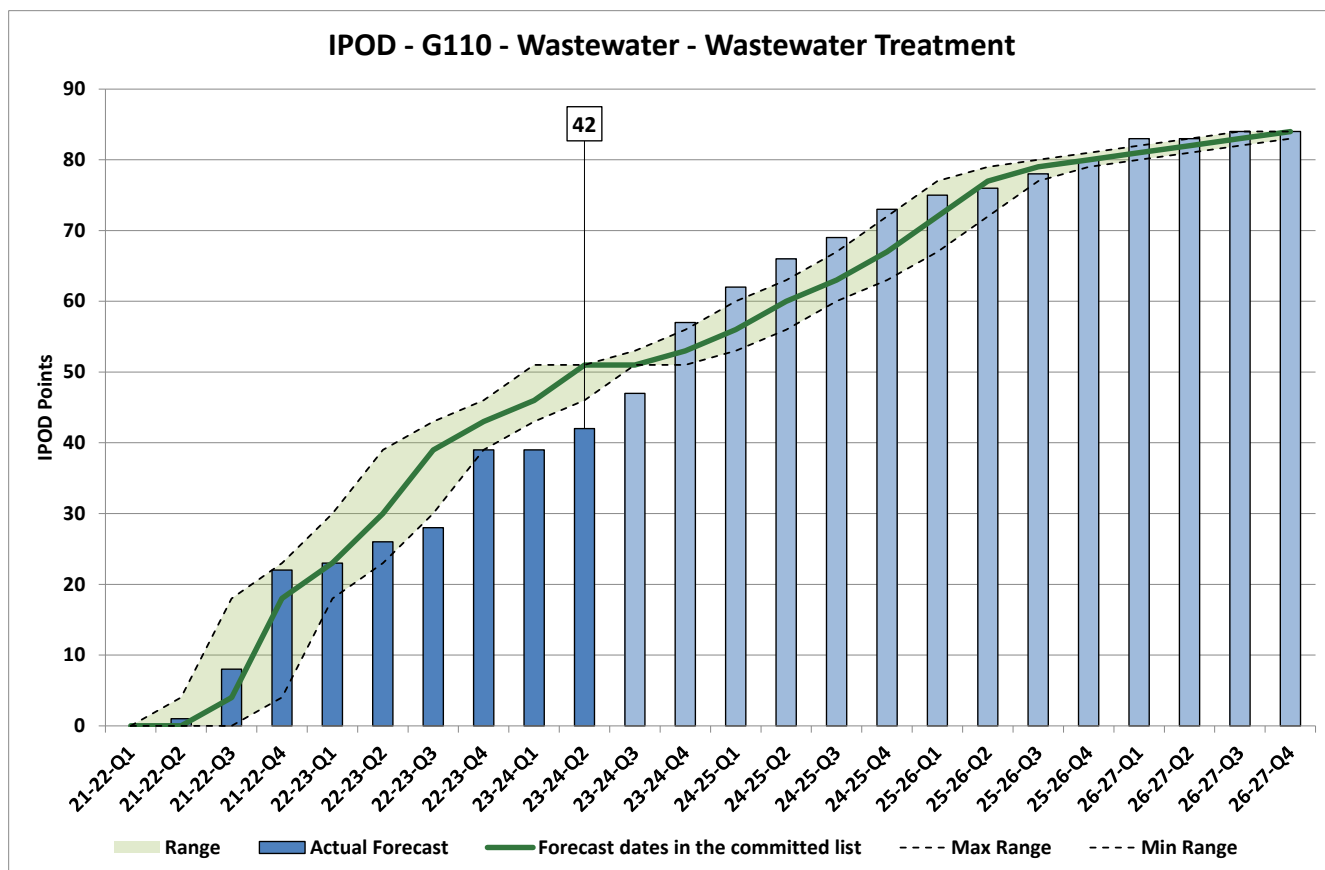
500052	Carstairs Village WwTW - Growth	Construction risks realised	2022/23 Q2	2023/24 Q3
501159	Alloa STW	Additional scope required to complete	2023/24 Q1	2025/26 Q3
403782	Kennethmont WwTW Growth	Third party issues	2023/24 Q1	2023/24 Q4
Total	6 projects behind			

Financial Approval

3 projects (Canonbie WwTW - Upgrade Growth (Transfer from 403465), Aboyne WwTW - Capital Maintenance, E-WW-NI-140721-Inverurie Old STW Redundant Assets Demo) achieved financial completion during Q2, taking the total achieved to 42 which is out with the target range of 46 to 51 points. 10 in the Wastewater Treatment sub-portfolio have been reforecast.

Reasons for reforecasting:

- 2 projects have been impacted due to additional scope required to complete: Stewarton WwTW - Growth, Kinneil Kerse WwTW - Capital Maintenance
- 4 projects have been impacted due to construction risks realised: Catrineholm WwTW - Emergency Project to Maintain CAR Licence Compliance, Carstairs Village WwTW - Growth, DALDERSE WWTW 1966 NS903822, Lochwinnoch WwTW - Inlet Screw Pumps Refurbishment - 500k
- 4 projects have been impacted due to third party issues: Banchory WwTW - Growth, Forres WWTW 1973 NJ038595 - SR15 Capital Maintenance, Burrelton WwTW - Growth, HV Asset Replacement Phase 1 - Shieldhall WwTW



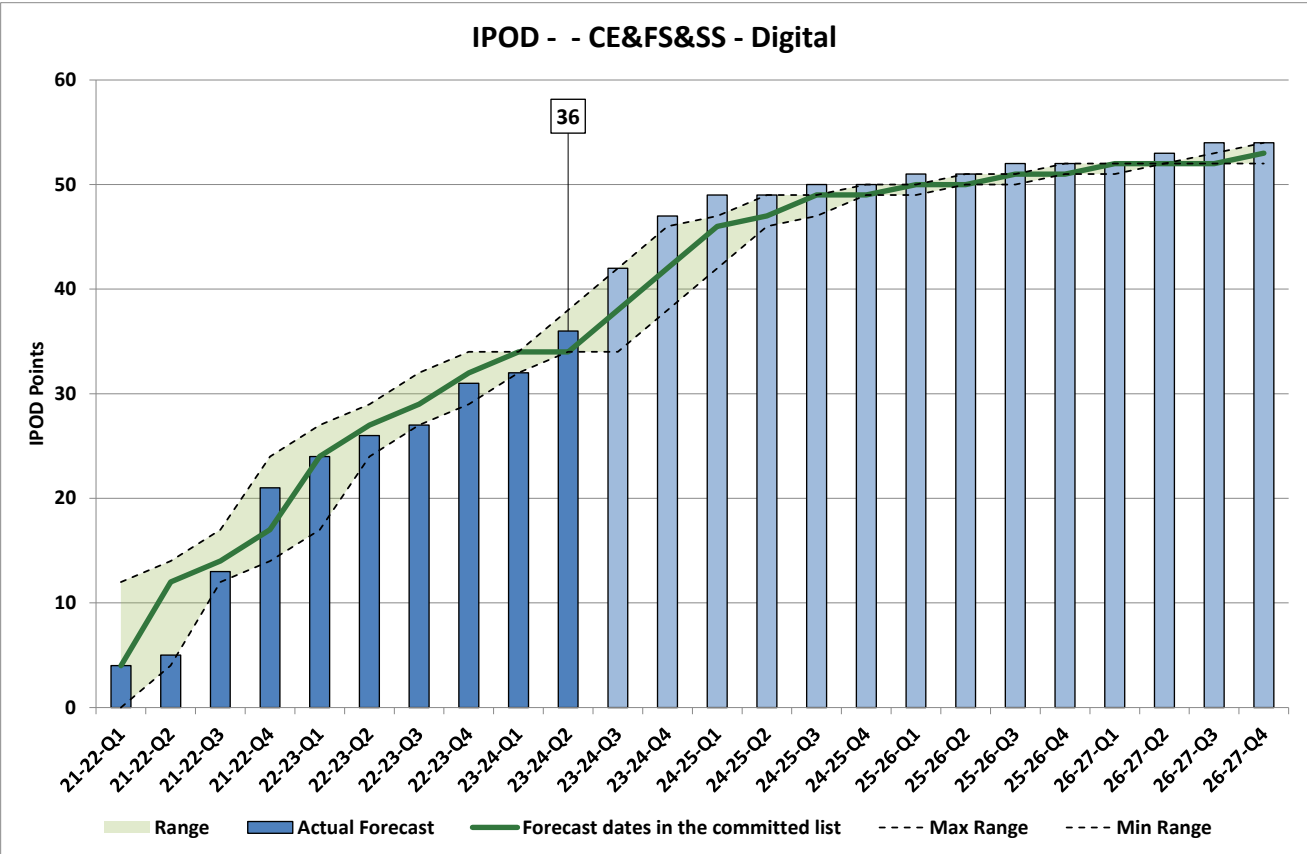
Project ID	Description	Reason For Reforecast	Baseline Quarter	Forecast Quarter
505641	Lochwinnoch WwTW - Inlet Screw Pumps Refurbishment - 500k	Construction risks realised	2023/24 Q2	2023/24 Q4
500579	Kinneil Kerse WwTW - Capital Maintenance	Additional scope required to complete	2022/23 Q3	2023/24 Q4
403939	Stewarton WwTW - Growth	Additional scope required to complete	2022/23 Q4	2023/24 Q3
502268	HV Asset Replacement Phase 1 - Shieldhall WwTW	Third party issues	2022/23 Q4	2023/24 Q3
500233	Burrelton WwTW - Growth	Third party issues	2022/23 Q3	2023/24 Q4
501579	DALDERSE WWTW 1966 NS903822	Construction risks realised	2023/24 Q2	2023/24 Q4
500052	Carstairs Village WwTW - Growth	Construction risks realised	2023/24 Q1	2023/24 Q4
500580	Forres WWTW 1973 NJ038595 - SR15 Capital Maintenance	Third party issues	2023/24 Q2	2023/24 Q4
501021	Banchory WwTW - Growth	Third party issues	2022/23 Q3	2023/24 Q3
507933	Catrineholm WwTW- Emergency Project to Maintain CAR Licence Compliance	Construction risks realised	2023/24 Q2	2023/24 Q3
Total	10 projects behind			

Appendix C – CE&FS&SS Sub-Portfolios

The list of projects included in the sub-portfolios can be found by filtering the Committed List by column E.

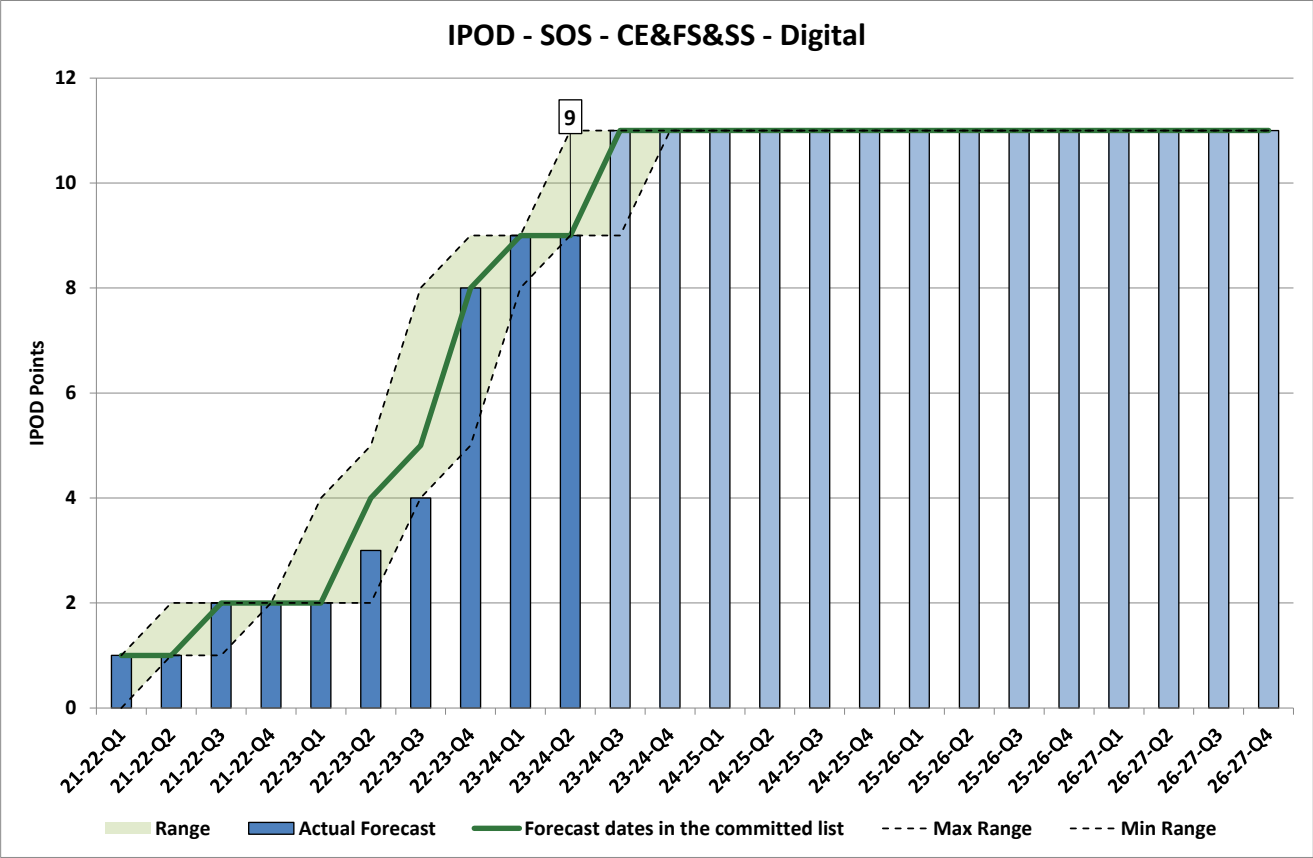
Digital

The overall IPOD points for the Digital sub-portfolio is within the range at 36 points against a range of 34 to 38 points for Q2 2023/24.



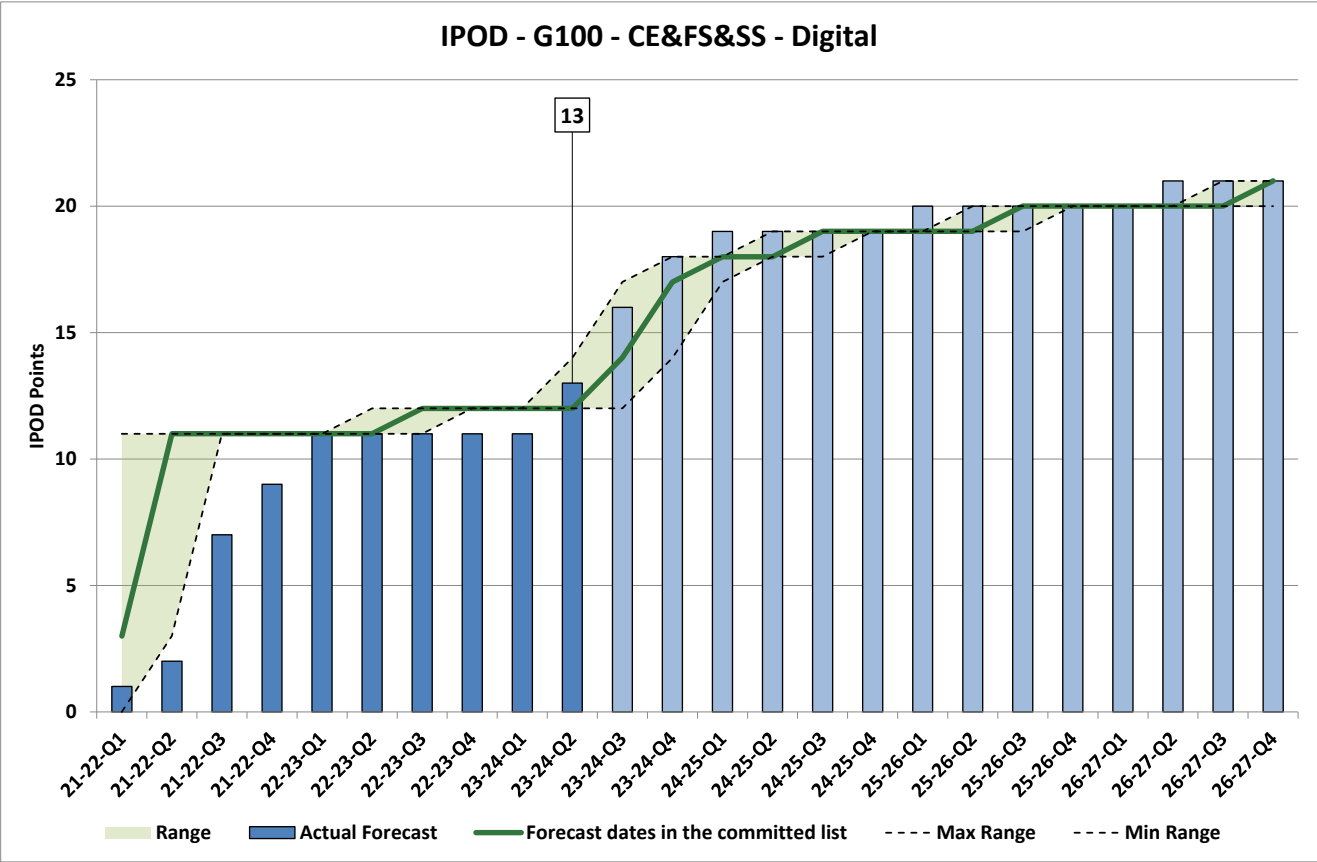
Start on Site

No projects started on site during Q2, the total number of projects achieving the Start On Site milestone remains at 9 with performance being within the range of 9 to 11 points.



Acceptance

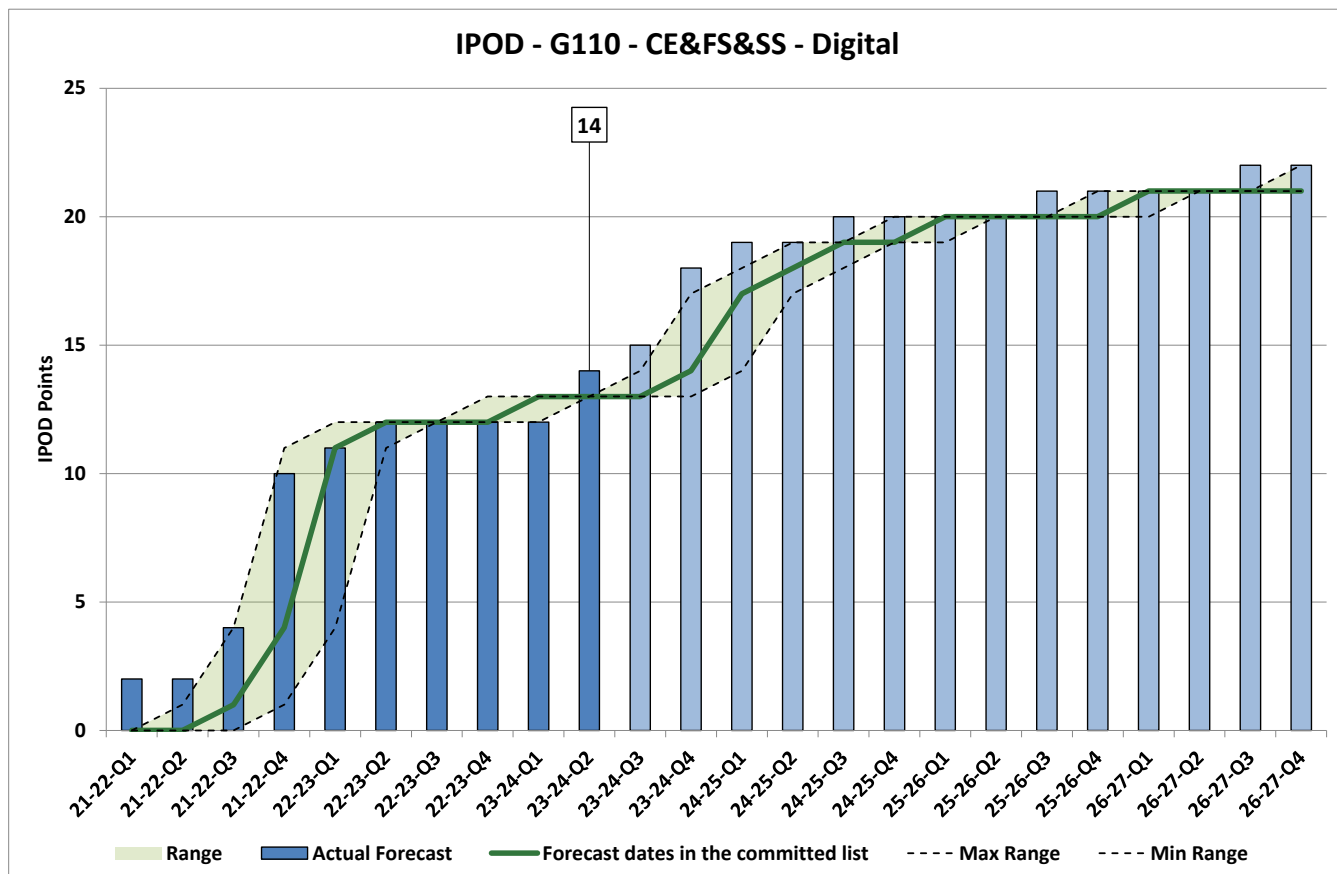
2 projects (Business Management System, Apex Applications Replacement) achieved acceptance during Q2, bringing the total number of completed projects delivering benefit to customers to 13 which is within the range of 12 to 14 points.



Financial Approval

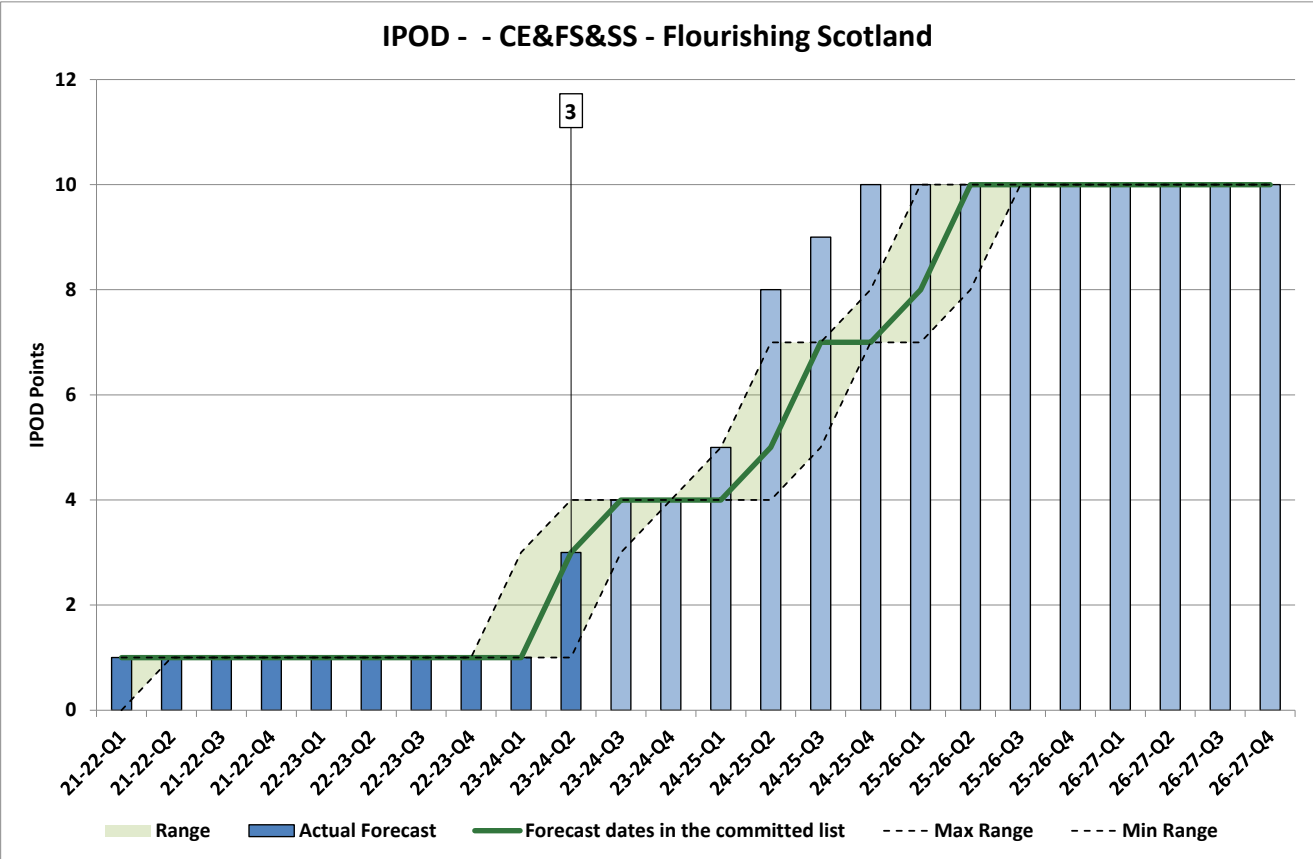
2 projects (Business Management System, Apex Applications Replacement) achieved financial completion during Q2, taking the total achieved to 14 which is above the target range of 13 points.

Note: One project (502792 Leaseline telecoms OFCOM deregulation) achieved G100 pre-April '21 which means that only the G110 is included within the IPOD measure.



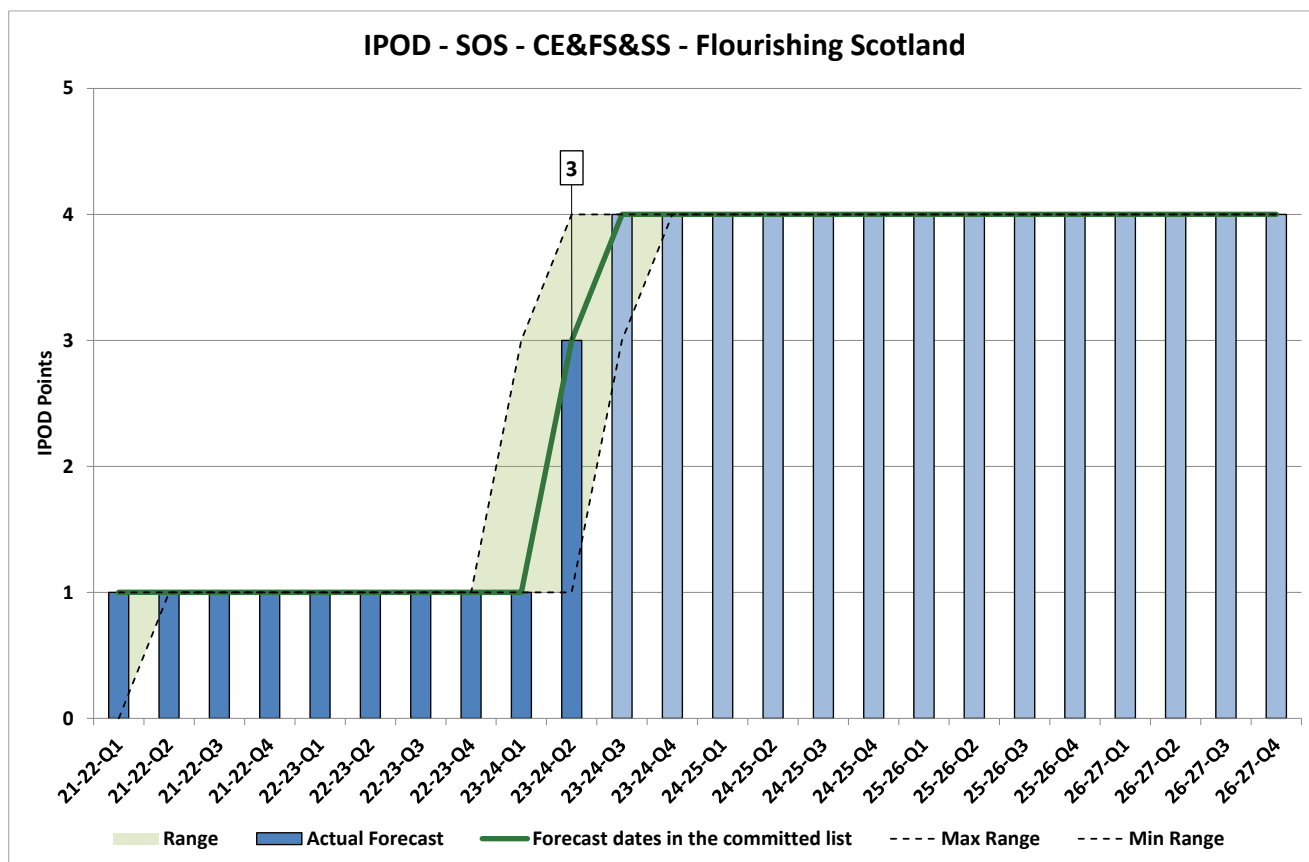
Flourishing Scotland

The overall IPOD points for the Flourishing Scotland sub-portfolio are 3 which is in the range of 1 to 4 points for Q2 2023/24.



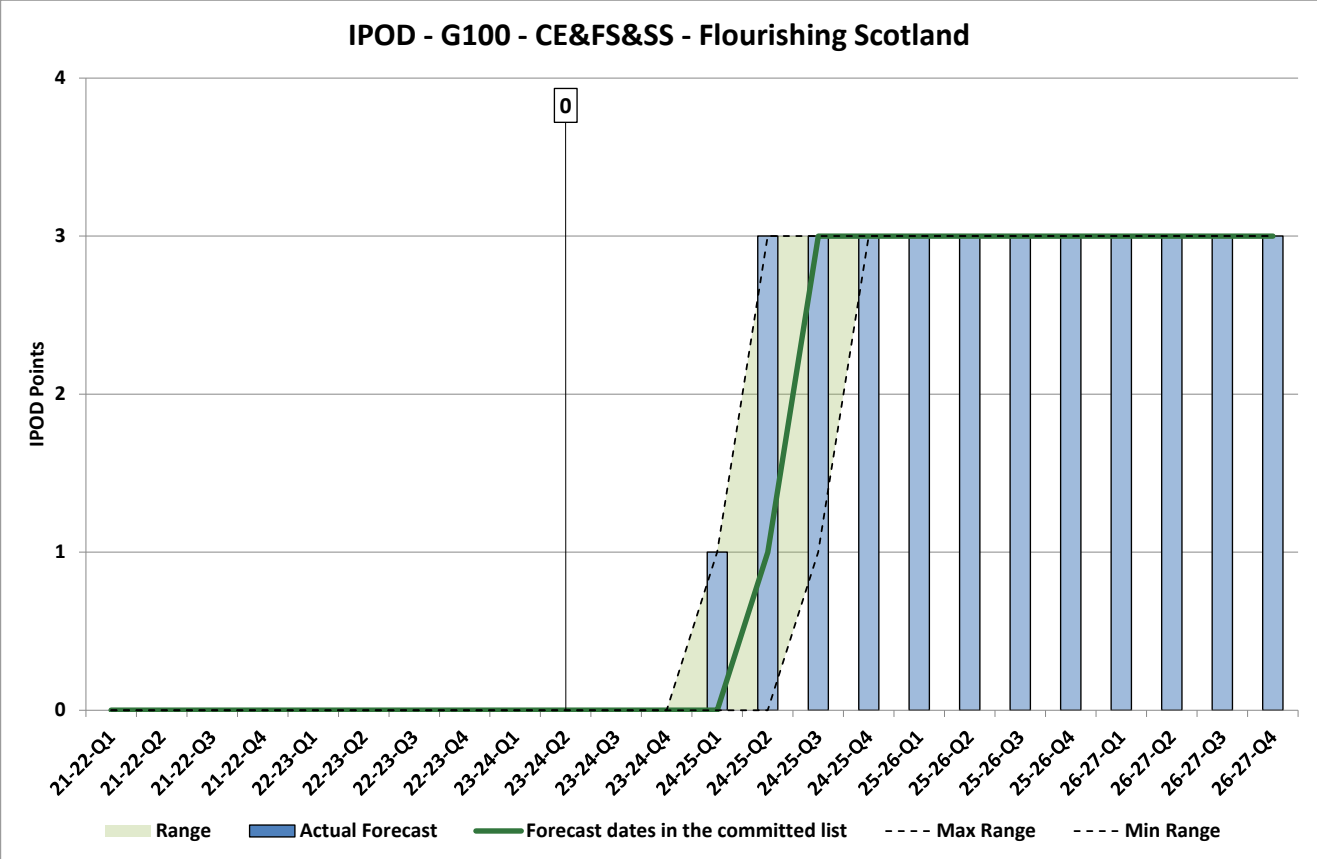
Start on Site

2 projects (Craigmaddie and Mugdock Footpaths, Whiteadder Reservoir Hydro Scheme) started on site during Q2 bringing the total number of projects achieving the Start On milestone to 3 with performance being in the centre of the range of 1 to 4 points.



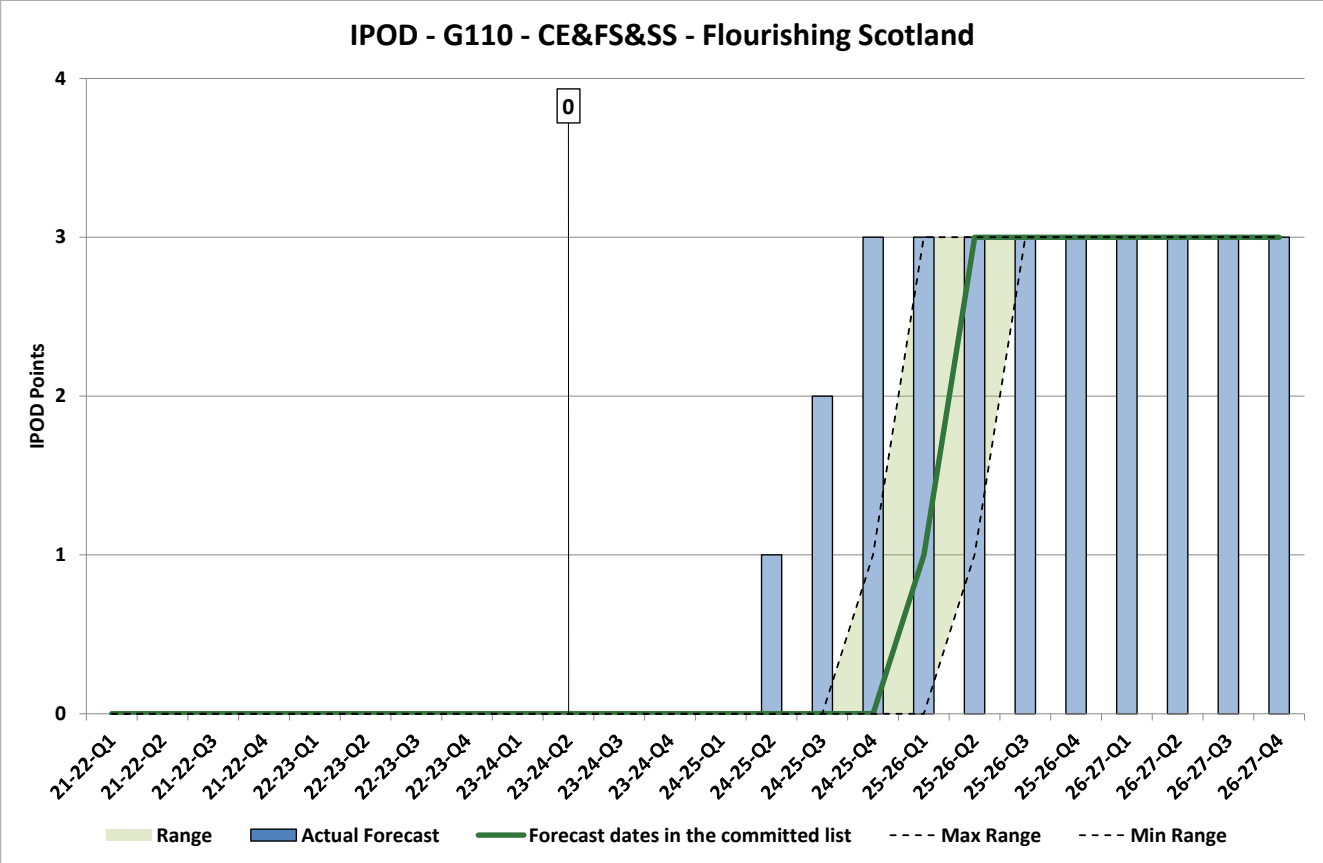
Acceptance

There are no projects with an Acceptance Date at the commitment stage.



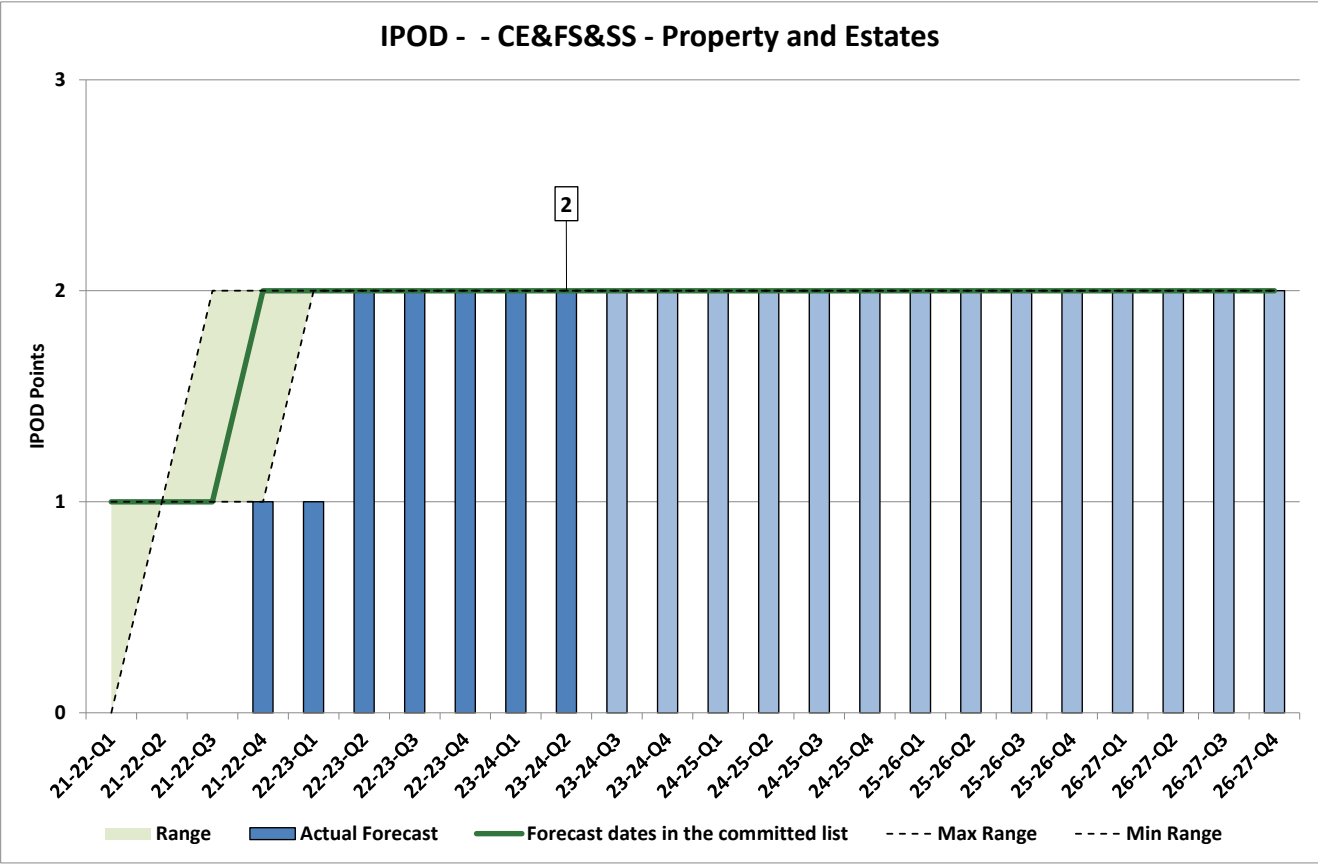
Financial Approval

There are no projects with a Financial Approval date at the commitment stage.



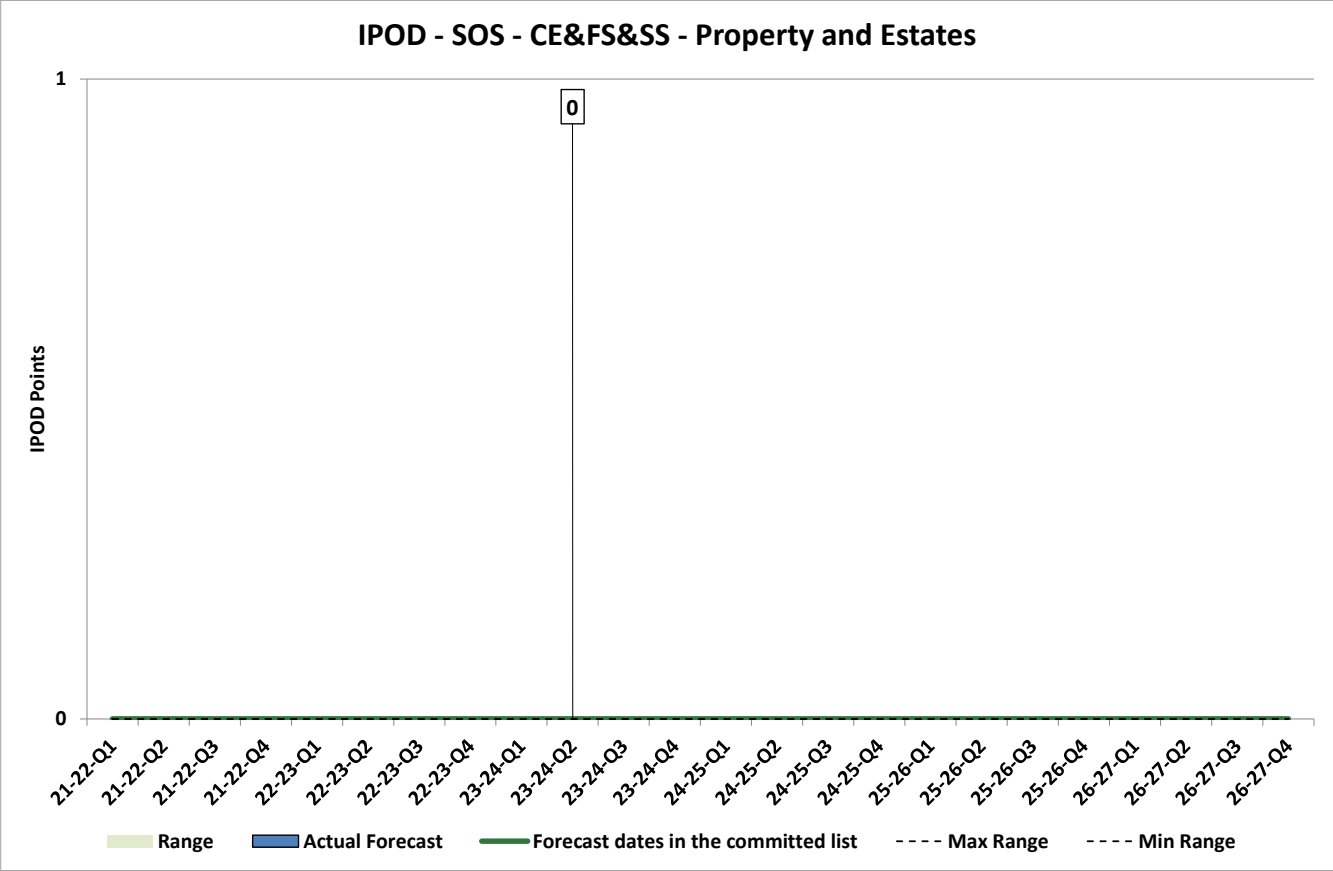
Property and Estates

The overall IPOD points for the Property and Estates sub-portfolio is on target at 2 points against a target of 2 points for Q2 2023/24.



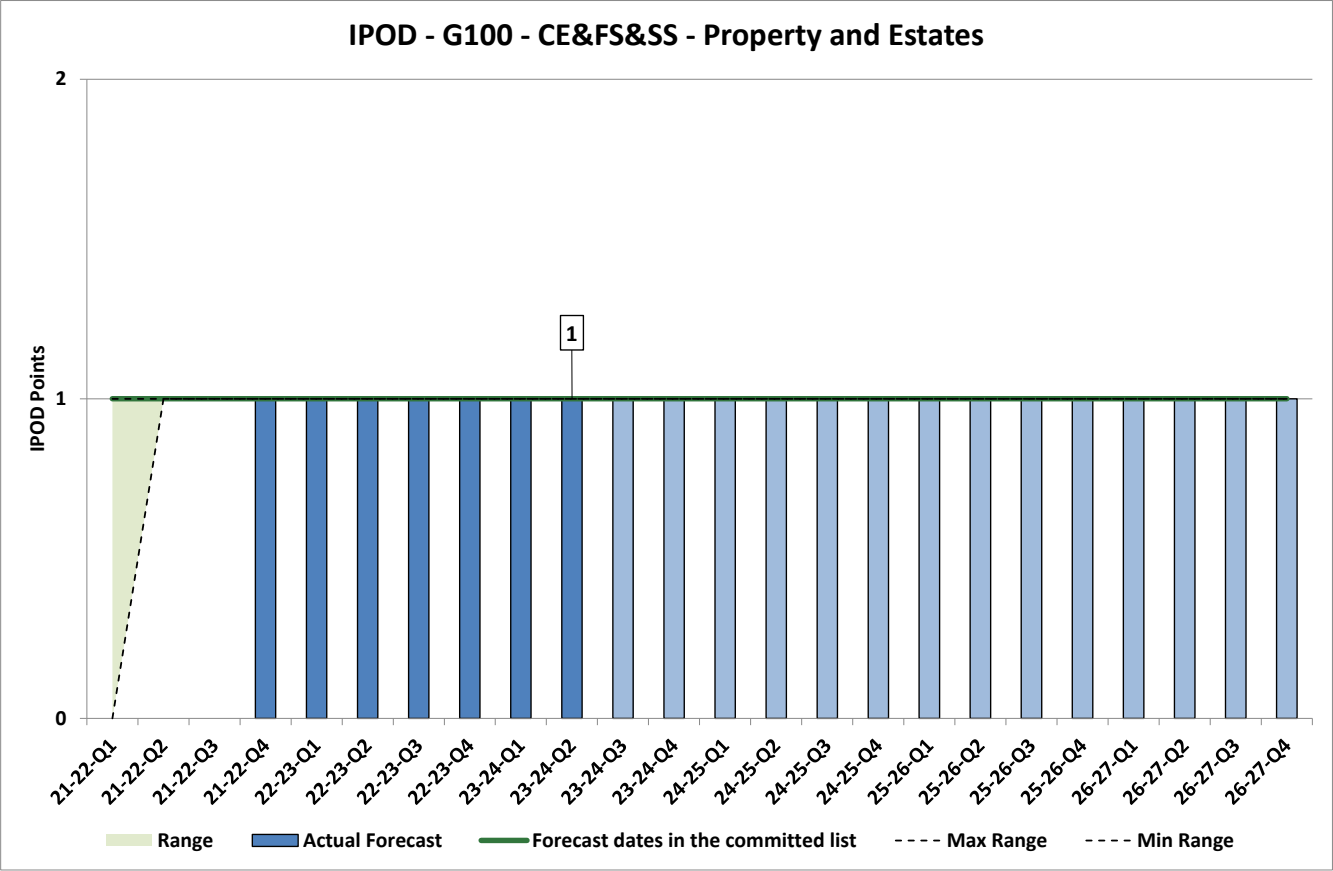
Start on Site

There are no projects with a Start on Site date at the commitment stage.



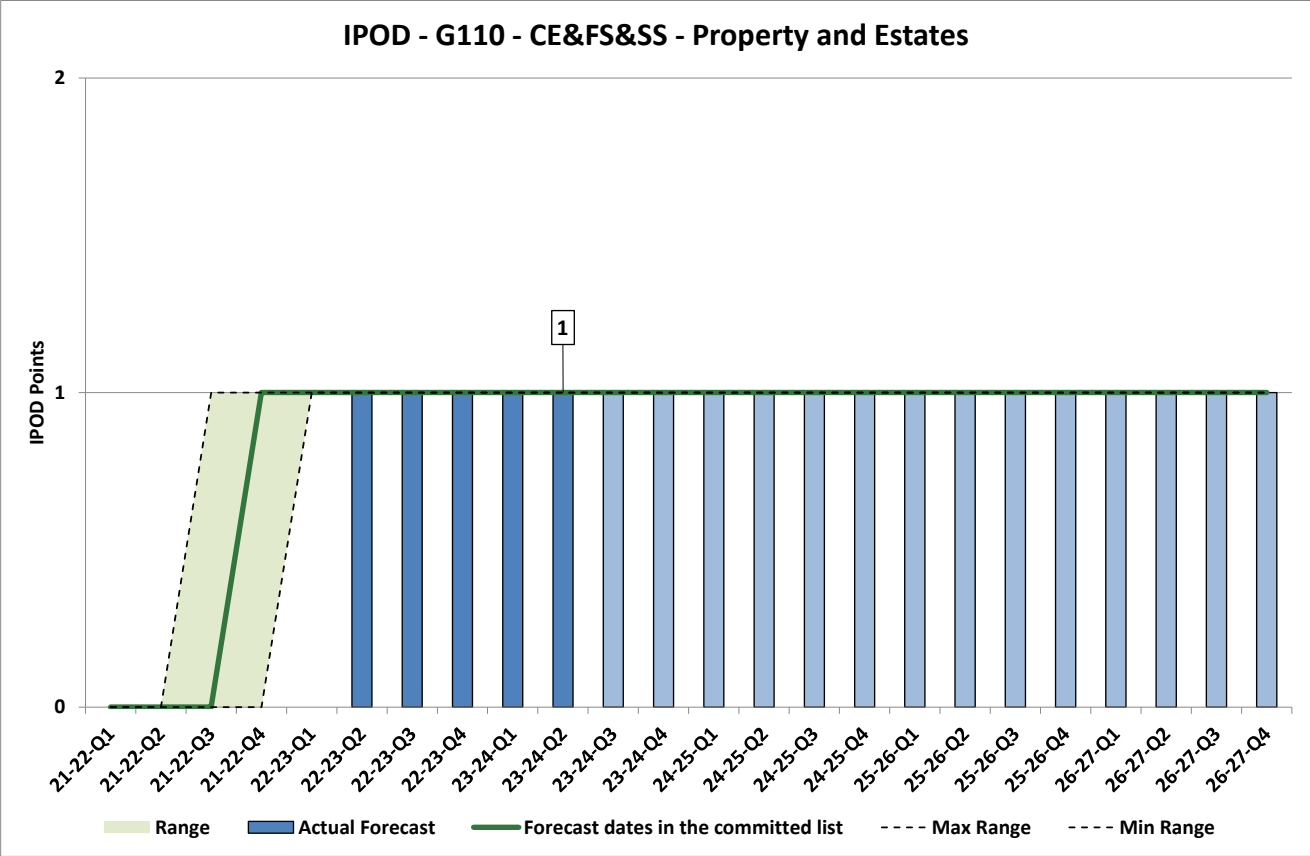
Acceptance

No projects achieved Acceptance in Q2 2023/24. The total number of projects with Acceptance remains at 1, against a target of 1.



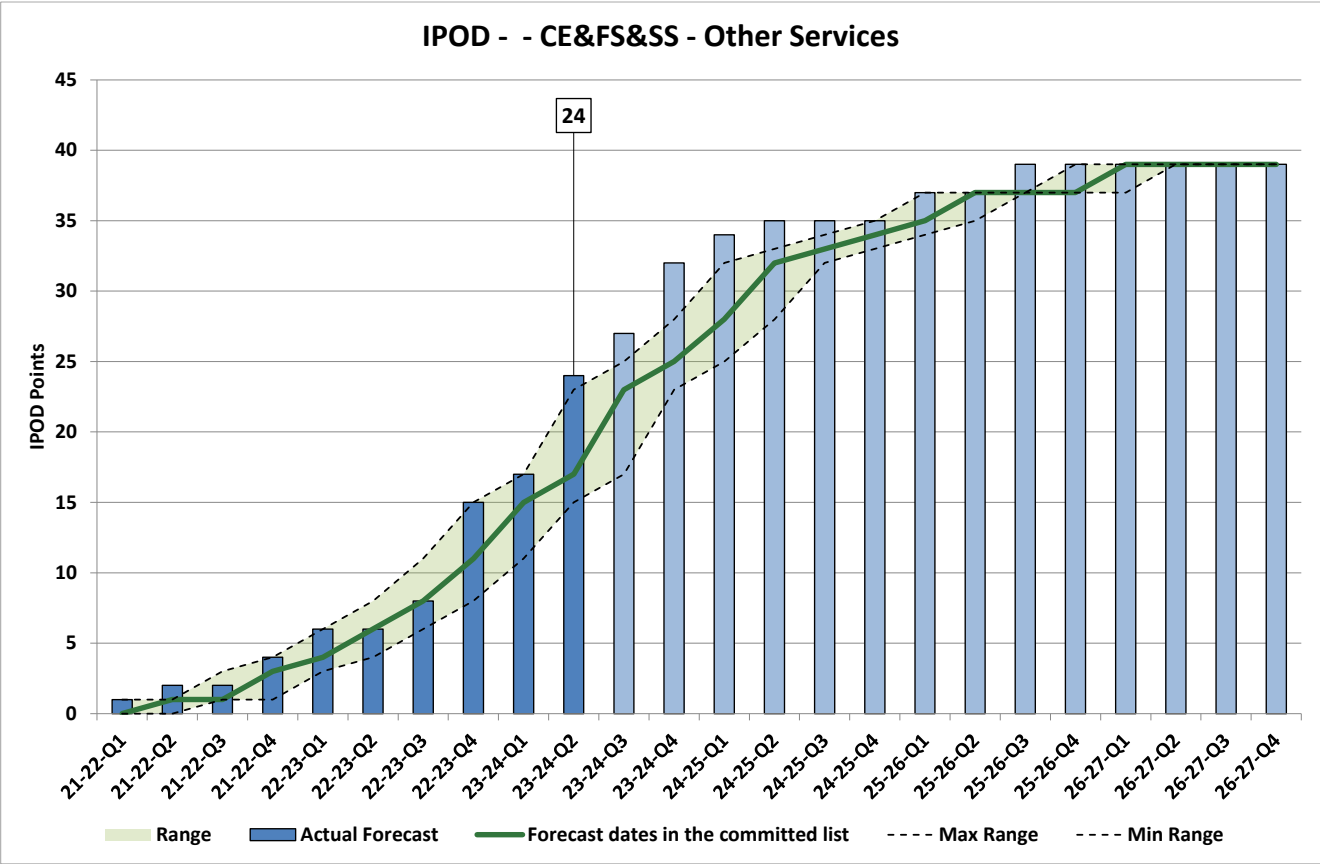
Financial Approval

No projects achieved Financial Approval in Q2 2023/24. The total number of projects with Financial Approval remains at 1, against a target of 1.



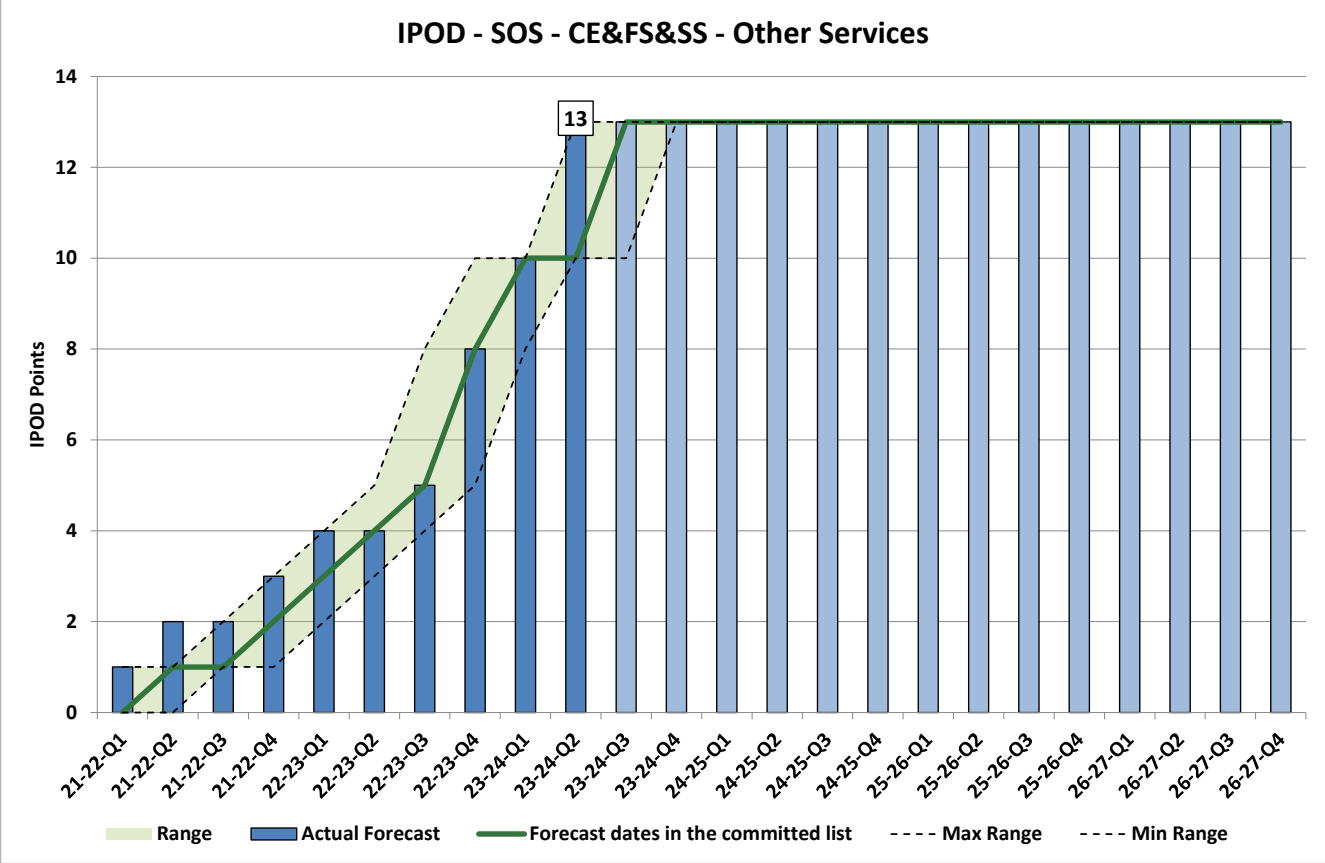
Support Services

The overall IPOD points for the Other Services sub-portfolio are above range at 24 points against a range of 15 to 23 points for Q2 2023/24.



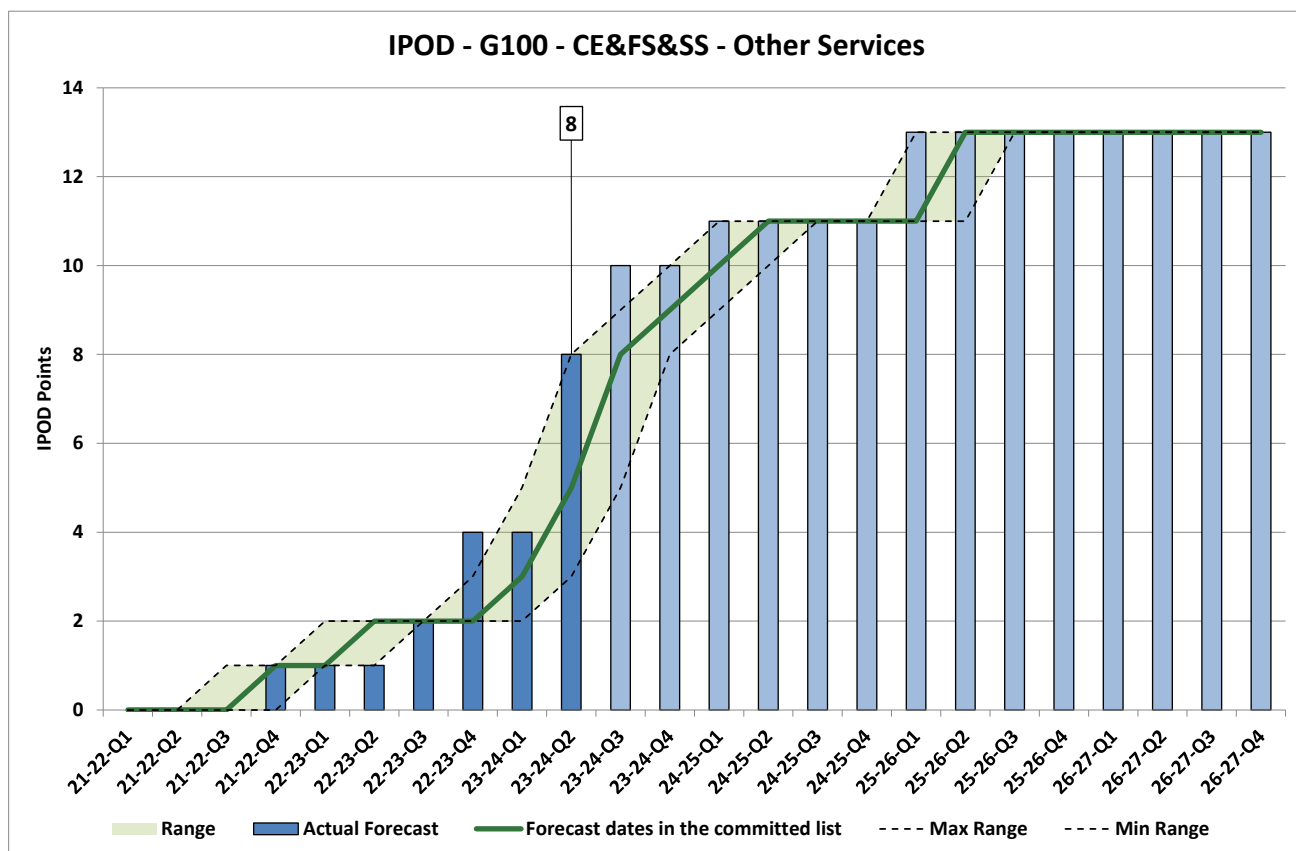
Start on Site

3 projects (Data Information Design, Data Information Citizenship, I PPD Deploy H1 - Lean Processes and Governance) started on site during Q2 bringing the total number of projects achieving the Start On Site milestone to 13 with performance being at the top of the range of 10 to 13 points.



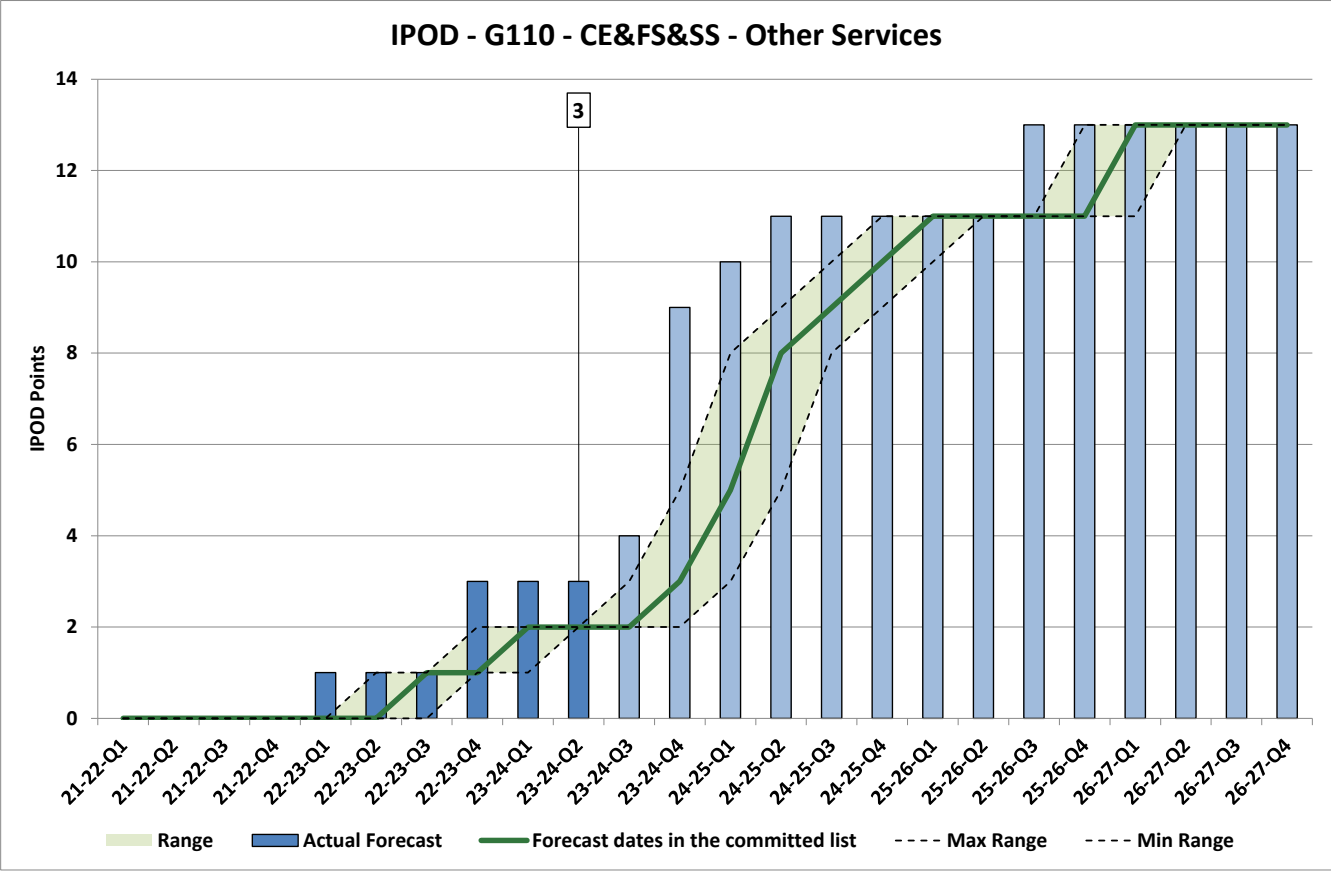
Acceptance

4 projects (SIP Yr 3 Outcome and Key Results (OKR) Delivery, SW Reporting Redefined, Open Data, Annual Return Everyday) achieved acceptance during Q2, bringing the total number of completed projects delivering benefit to customers to 8 which is at the top of the range of 3 to 8 points.



Financial Approval

No projects achieved Financial Approval in Q2 2023/24. The total number of projects with Financial Approval remains at 3, above the target of 2 points.



Appendix D – Glossary of Terms

IPOD – Indicator of Progress of Overall Delivery

S.O.S. – Start on Site

G100 – Project Acceptance

G110 – Financial Close



© Crown copyright 2024

OGL

This publication is licensed under the terms of the Open Government Licence v3.0 except where otherwise stated. To view this licence, visit nationalarchives.gov.uk/doc/open-government-licence/version/3 or write to the Information Policy Team, The National Archives, Kew, London TW9 4DU, or email: psi@nationalarchives.gsi.gov.uk.

Where we have identified any third party copyright information you will need to obtain permission from the copyright holders concerned.

This publication is available at www.gov.scot

Any enquiries regarding this publication should be sent to us at

The Scottish Government
St Andrew's House
Edinburgh
EH1 3DG

ISBN: 978-1-83601-011-1 (web only)

Published by The Scottish Government, March 2024

Produced for The Scottish Government by APS Group Scotland, 21 Tennant Street, Edinburgh EH6 5NA
PPDAS1425734 (03/24)

W W W . g o v . s c o t