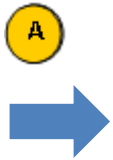

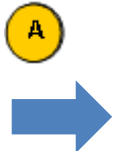









SRDP SCHEME UPDATE TABLE

RDOC/2020/0082


SRDP 2014-2020 Scheme & status (see annex A for descriptors)	Revised Indicative Budget (£m)*	Total App's Received (H&I)	Total Approvals (H&I)	Total Value committed (£m) (H&I)	App's unsuccessful (H&I) (includes rejected incomplete & ineligible app's)	Scheme Progress
<p>Agri-Environment Climate Scheme</p> 	<p>Total Agri-env budget £289m</p>	<p>2015: 943 H&I: 345</p> <p>2016: 1247 H&I: 572</p> <p>2017: 905 H&I: 469</p> <p>2018: 761 H&I: 383</p> <p>2019: 662 H&I: 337</p> <p>2020: 547 H&I: 234</p>	<p>2015: 542 H&I: 234</p> <p>2016: 870 H&I: 458</p> <p>2017: 659 H&I: 370</p> <p>2018: 487 H&I: 250</p> <p>2019: 448 H&I: 235</p> <p>2020: 497 H&I: 212</p>	<p>2015: 38.7 H&I: 16.0</p> <p>2016: 54.1 H&I: 23.7</p> <p>2017: 40.0 H&I: 18.25</p> <p>2018: 32.41 H&I: 11.87</p> <p>2019: 32.83 H&I: 13.96</p> <p>2020: 5.70 H&I: 2.56</p>	<p>2015: 401 H&I: 111</p> <p>2016: 377 H&I: 114</p> <p>2017: 246 H&I: 99</p> <p>2018: 274 H&I: 133</p> <p>2019: 214 H&I: 102</p> <p>2020: 50 H&I: 22</p>	<p>RAG status reporting no change, still some concern with the IT system but progress has been made with required functionality largely in place.</p> <p>A total of £203 million has been committed since 2015 to over 3,500 projects for a range of agri-environment and organic activities that help to maintain and enhance our rich and varied natural environment. See Annex B for more details.</p> <p>There was no application round open in 2020, instead those applications which were due to end on 31 Dec 2020 are being offered a 1 year contract extension allowing for continuation of agri-environment activities on farms and crofts.</p> <p>Currently Ministers are considering whether AECS will open for applications in 2021</p>
<p>AECS Slurry Stores</p> 	<p>Within the £289m agri-env budget</p>	<p>2016: 4 H&I: 0</p> <p>2017: 62 H&I: 4</p> <p>2018: 62 H&I: 4</p> <p>2019: 62 H&I: 4</p>	<p>2016: 4 H&I: 0</p> <p>2017: 51 H&I: 3</p> <p>2018: 33 H&I: 0</p> <p>2019: 49 H&I: 1</p>	<p>2016: 0.16 H&I: 0</p> <p>2017: 1.85 H&I: 0.06</p> <p>2018: 1.35 H&I: 0</p> <p>2019: 1.96 H&I: 0.03</p>	<p>2016: 0 H&I: 0</p> <p>2017: 11 H&I: 1</p> <p>2018: 29 H&I: 4</p> <p>2019: 13 H&I: 3</p>	<p>RAG status reporting no change, scheme is making good overall progress and has little to no concerns.</p> <p>The uptake of the scheme is essentially in line with anticipated demand. Funding has been prioritised so demand has been largely met</p> <p>Since launching in 2016, 134 applications have been approved committing £5.32m to rural businesses.</p> <p>There was no application round in 2020. Ministers are currently deciding whether AECS will open for applications in 2021</p>

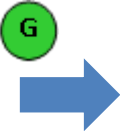
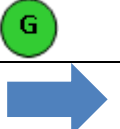
SRDP 2014-2020 Scheme & status (see annex A for descriptors)	Revised Indicative Budget (£m)*	Total App's Received (H&I)	Total Approvals (H&I)	Total Value committed (£m) (H&I)	App's unsuccessful (H&I) (includes rejected incomplete & ineligible app's)	Scheme Progress
		2020: NA H&I: NA	2020: NA H&I: NA	2020: NA H&I: NA	2020: NA H&I: NA	
AECS peatland restoration 	Within the £289m agri-env budget	2018: 62 H&I: 22 2019: 64 H&I: 28 2020: NA H&I: NA	2015: 45 H&I: 20 2016: 73 H&I: 24 2017: 56 H&I: 22 2018: 39 H&I: 14 2019: 41 H&I: 18 2020: NA H&I: NA	2015: 0.37 H&I: 0.11 2016: 0.60 H&I: 0.13 2017: 1.04 H&I: 0.62 2018: 0.41 H&I: 0.21 2019: 0.60 H&I: 0.24 2020: NA H&I: NA	2018: 23 H&I: 8 2019: 23 H&I: 10 2020: NA H&I: NA	<p>RAG status reporting no change, some overall concerns remain however successful progress is being made to overcome these issues.</p> <p>The uptake of the options for peatland restoration remains lower than originally anticipated. This is offset to some extent by the Peatland Action Scheme operated by SNH which funds capital works for peatland restoration.</p> <p>Since launching in 2015, 251 applications have been approved committing £3m to rural businesses.</p> <p>This funding only covers peatland restoration AECS capital work involving specific items under Lowland Bog Management, Moorland Management and Management of Buffer Areas for Fens and Lowland Bogs (there will be additional capital spend and management which is not captured so there is some under-reporting).</p> <p>The number of applications with targeted restoration activity has remained steady through the five years of the programme. In addition, there are many more applications that support management of peatland both upland and lowland bogs. For example £4.3m has been committed to lowland bog and wetland management.</p> <p>Ministers are currently deciding whether AECS will open for applications in 2021</p>


SRDP 2014-2020 Scheme & status (see annex A for descriptors)	Revised Indicative Budget (£m)*	Total App's Received (H&I)	Total Approvals (H&I)	Total Value committed (£m) (H&I)	App's unsuccessful (H&I) (includes rejected incomplete & ineligible app's)	Scheme Progress
Improving Public Access  	Within the £289m agri-env budget	2015: 34 H&I: 13 2016: 64 H&I: 20 2017: 55 H&I: 14 2018: 100 H&I: 19 2019: 0 H&I: 0 2020: NA H&I: NA	2015: 16 H&I: 6 2016: 34 H&I: 7 2017: 36 H&I: 7 2018: 49 H&I: 10 2019: 0 H&I: 0 2020: NA H&I: NA	2015: 0.72 H&I: 0.19 2016: 1.48 H&I: 0.37 2017: 2.23 H&I: 0.37 2018: 3.43 H&I: 0.90 2019: 0 H&I: 0 2020: NA H&I: NA	2015: 18 H&I: 7 2016: 30 H&I: 13 2017: 19 H&I: 7 2018: 51 H&I: 9 2019: 1 H&I: 1 2020: NA H&I: NA	<p>RAG status reporting no change, scheme on track, budget committed, successful delivery process and good likelihood of outcomes being achieved.</p> <p>Since launching in 2015, 135 applications have been approved committing over £7.8m over 4 annual application rounds. Over 166km of new and improved paths has been created as a result of the funding.</p> <p>Following unprecedented demand from the 2018 application round this sub-scheme has not opened for applications in 2019 or 2020 as the original nominal programme budget has been exceeded. Ministers are currently deciding whether AECS will open for applications in 2021</p> <p>Currently an evaluation report on IPA is well underway and is due to be finalised in Autumn.</p>
Beef Efficiency Scheme  	£17.4m total BES budget	2016 & 2017 Applications: 2,185 H & I: 1120	1,520 H&I: 792	12.09 H & I: 2.97	665 H&I: 328	<p>The RAG status has been changed to green as 2016 Scheme participants' contracts end on 31/12/20. Approx. 117 2017 starts will need to meet requirements for 2021.</p> <p>There are 1,391 businesses currently participating with over 134,143 reference animals. The main four breeds in the Scottish herd are well represented and the genotyping process is going well. The geneticist working on the scheme is hugely positive about the results and is content that enough animals are being captured to provide significant results.</p> <p>The majority of participants are in the last year of their contracts. Due to Covid, the management training and the Carbon Audit update required for year 5 has been carried out through an online tool known as Moodle.</p>




SRDP 2014-2020 Scheme & status (see annex A for descriptors)	Revised Indicative Budget (£m)*	Total App's Received (H&I)	Total Approvals (H&I)	Total Value committed (£m) (H&I)	App's unsuccessful (H&I) (includes rejected incomplete & ineligible app's)	Scheme Progress
						<p>The subjects being covered this year cover: Genomics update; Developing KPIs utilising the data gathered through the programme to ensure benefits are realised beyond the Scheme; and Animal health planning – calving percentage and reducing calf loss.</p> <p>To date, feedback from participants has been positive with the majority finding the online guidance for the Carbon Audit being very helpful and easy to understand.</p> <p>The Geneticist is working on an update to the individual Reports for participants and it is hoped they will be issued before the end of the year.</p> <p>Risk: No risk to the fund as all payments were made earlier this year.</p>
Broadband  	£0.04m	5	4	£0.049 M H&I:	H&I: 1	<p>RAG status no change, scheme closed and administrative costs complete.</p> <p>Announcement of the Scottish Government funded R100 programme to deliver broadband to every premise in Scotland led to all community broadband projects in the procurement pipeline to withdraw from SRDP funding prior to or during early stage procurement. No further activity is expected under this scheme.</p>
Crofting Agricultural Grant Scheme 	£12m	4277 (all H&I)	3233 (all H&I)	14.97 (all H&I)	841 (all H&I)	<p>RAG status has been changed to red/amber, due to concerns around budget, which is the only issue that will affect delivery.</p> <p>Crofting exists in areas where agricultural production and investment costs are traditionally high, and CAGS is designed to aid and develop that production, thereby sustaining the economic basis of crofting, and helping retain people in rural communities. Funding supports crofters in carrying out individual or collective investments that reduce production costs. Such</p>









SRDP 2014-2020 Scheme & status (see annex A for descriptors)	Revised Indicative Budget (£m)*	Total App's Received (H&I)	Total Approvals (H&I)	Total Value committed (£m) (H&I)	App's unsuccessful (H&I) (includes rejected incomplete & ineligible app's)	Scheme Progress
						<p>as Improving stock control, protecting crops from damage by deer, wintering of livestock, storing winter fodder, and improving grassland management.</p> <p>*balance of applications have still to be assessed</p>
Knowledge Transfer and Innovation Fund 	£6m	79 (some revised, resubmitted and approved)	36	£6M	47 (some revised, resubmitted and approved)	<p>RAG status reporting no change, scheme remains on track to meet objectives.</p> <p>There have been 19 PAC meetings to date. 36 applications have been approved with a total value committed of £6m. At the latest meeting, 3 additional projects were provisionally approved. These are subject to minor technical points of clarification and we hope to formally award the grant in due course. KTIF includes support for the Monitor Farms Programme 2015-2020.</p> <p>http://www.monitorfarms.co.uk/hub/farms</p> <p>The PAC meeting in October 2020 accepted knowledge transfer based applications which focus on: resource efficiency, supporting emission reductions, environmental performance and/or sustainability of agricultural holdings.. This is in light of the Climate Emergency and address the need for change in the agri sector.</p> <p>The vast majority of projects have been able to successfully implement changes to their programmes to accommodate the restrictions and continue to promote skills development and improvements in environmental performance.</p>
Food Processing Marketing & Co-op	£66m	289 applications	Total Capital	10 million Legacy projects,	Capital Rejected/Withdrawn: 128 (24 – H&I)	<p>RAG status reporting no change, scheme remains on track to meet objectives and budget for 2020/21 is fully allocated.</p> <p>Total of 139 projects, £61.5m funding:</p>



SRDP 2014-2020 Scheme & status (see annex A for descriptors)	Revised Indicative Budget (£m)*	Total App's Received (H&I)	Total Approvals (H&I)	Total Value committed (£m) (H&I)	App's unsuccessful (H&I) (includes rejected incomplete & ineligible app's)	Scheme Progress
		- 267 Capital, 22 Non Capital (H&I 49 Capital, 2 Non-Capital)	approved: 139 Total Non-Capital Approved: 6 (H&I 25 Capital, 1 Non-Capital)	51.5 million Capital 0.25 million Non-Capital (H&I: 3.4 million Capital & 0.05 million Non-Capital)	Non Capital Rejected/Withdrawn: 16 (1 – H&I)	<p>Legacy projects - £10m</p> <p>FPMC 2014-2020 Approved capital projects:</p> <ul style="list-style-type: none"> • 50 Fruit and Veg project, £17 million • 13 cereal projects, £3.4 million • 12 alcohol projects, £4.1 million • 38 meat projects, £21.7 million • 11 egg projects, £3.6 million • 15 dairy projects, £2.7 million <p>Over 1,200 full time equivalent (FTE) jobs expected to be created with a further 7,450 safeguarded.</p> <p>FPMC Non-Capital cases – 6 projects awarded in total</p> <ul style="list-style-type: none"> • 3 Feasibility Studies (£81,830 grant), • 2 Tradeshows (£56,000 grant) • 1 Co-operation (£108,300 grant). <p>The final application round has been completed, with all claims due by 31 March 2021.</p> <p>It is not clear yet just exactly how the current COVID-19 restrictions will affect projects, as this is dependent on how long/what type of restrictions are in place.</p>
Forestry Grant Scheme 	£287m	6241 (1964)	5984 (1926)	324.6* (104.1)	37 (18)	<p>RAG status reporting no change, the scheme remains open, has budget available for 20/21 and is still approving contracts. As a result it is on track to meet SRDP performance targets.</p> <p>There continues to be a good demand for grants within FGS. Figures in the table show the position as of the end on September 2020 and the following gives some highlights of FGS activity:</p>


SRDP 2014-2020 Scheme & status (see annex A for descriptors)	Revised Indicative Budget (£m)*	Total App's Received (H&I)	Total Approvals (H&I)	Total Value committed (£m) (H&I)	App's unsuccessful (H&I) (includes rejected incomplete & ineligible app's)	Scheme Progress
						<p><u>Woodland Creation</u></p> <ul style="list-style-type: none"> Overall 51,037 ha of woodland creation applications have been submitted under FGS, with 47,136 ha approved since FGS opened in October 2015. FGS grant aided planting was 9,752 ha in 2019/20.. <p><u>Existing Woodlands</u></p> <ul style="list-style-type: none"> £7.0 million of approved capital funding to support 101 projects covering a range of priority habitats and species, aimed at improving the condition of native woodlands, restoring Plantations on Ancient Woodland Sites to native woodland and the conservation of non-woodland habitats. Over £3.15 million of support for on-going positive management of 25,225 ha of native woodland through 5 year Sustainable Management of Forest agreements. £2.62 million of approved funding for 133 projects under Harvesting & Processing Grant. £182k of approved funding for 21 projects under the Forestry Co-operation Grant. <p>*The total budget and value committed exceeds programme allocation, as this includes the tail of forestry maintenance expenditure after 2021.</p>
<p>New Entrants: Start-Up Grant</p> 	£1m	113 (59)	50 (19)	0.65 (0.25)	63 28	<p>RAG status remains the same, scheme is on track as the programme comes to an end.</p> <p>The scheme has been closed to new applicants since the end of the fourth round when it was announced on 26 March 2018. The scheme closed because all the budget has been allocated.</p> <p>Figures include applications received and approved after 4 application rounds.</p>

SRDP 2014-2020 Scheme & status (see annex A for descriptors)	Revised Indicative Budget (£m)*	Total App's Received (H&I)	Total Approvals (H&I)	Total Value committed (£m) (H&I)	App's unsuccessful (H&I) (includes rejected incomplete & ineligible app's)	Scheme Progress
						<p>Of the 50 successful applicants to date: 35 (70%) were genuine new entrants* (applicants who have started a new business and acquired land on the open market); 12 (24%) applicants who started a new business, but the land has been acquired by splitting an existing holding with the help of a relative; and 3 (6%) successor applicant who has taken over as head of an existing business.</p> <p>50 applications is an equivalent grant commitment of €735,000</p> <p>*The scoring criteria favours the genuine new entrant on the basis that they are less likely to have collateral to borrow and in most need of the start-up grant funding available.</p> <p>**Since the scheme opened there have been payments made of £517,676</p>
Young Farmers: Start-Up Grant  	£13m	602 (299)	208 (136)	12.96 (8.48)	394 (164)	<p>RAG status remains the same, scheme is on track as the programme comes to an end.</p> <p>The scheme has been closed to new applicants since the end of the fourth round when it was announced on 26 March 2018. The scheme closed because all the budget has been allocated.</p> <p>Figures include applications received and approved after 4 application rounds.</p> <p>Of the 208 successful applicants to date:</p> <ul style="list-style-type: none"> • 165 (79%) were genuine new entrants* (applicants who have started a new business and acquired land on the open market);

SRDP 2014-2020 Scheme & status (see annex A for descriptors)	Revised Indicative Budget (£m)*	Total App's Received (H&I)	Total Approvals (H&I)	Total Value committed (£m) (H&I)	App's unsuccessful (H&I) (includes rejected incomplete & ineligible app's)	Scheme Progress
						<ul style="list-style-type: none"> • 26 (13%) applicants who started a new business, but the land has been acquired by splitting an existing holding with the help of a relative; and • 17 (8%) successor applicants who have taken over as head of an existing business. <p>208 applications is an equivalent grant commitment of €14,560,000</p> <p>*The scoring criteria favours the genuine new entrant on the basis that they are less likely to have collateral to borrow and in most need of the start-up grant funding available.</p> <p>** since the scheme opened there have been payments made of £11,108,188</p>
New Entrants: Capital Grants  	£9.8m	1106 H&I: 495	873 H&I: 378	12.52 H&I: 4.636	233 H&I: 84	<p>RAG status reporting no change concerns still remain around budget, which is the only issue that will affect delivery.</p> <p>This scheme provides grants for new entrants to farming to make improvements to their agricultural business and help to promote sustainable development. Funding is used to support capital spend on construction and improvement of agricultural buildings as well as infrastructure such as fencing and drainage.</p> <p>Scheme closed to new applications on 31 August 2018. The programme allocation has been exceeded due to demand and a spike in applications prior to closure. Applications received up to that date have been assessed and payments for those approved and for existing contracts are anticipated to continue into 2020.</p>






SRDP 2014-2020 Scheme & status (see annex A for descriptors)	Revised Indicative Budget (£m)*	Total App's Received (H&I)	Total Approvals (H&I)	Total Value committed (£m) (H&I)	App's unsuccessful (H&I) (includes rejected incomplete & ineligible app's)	Scheme Progress
						*Since the scheme opened there have been payments made of £11,500,277
Small Farms Grants  	£0.4m	164 H&I: 99	69 H&I: 46	0.556 H&I: 0.286	67 H&I: 36	<p>RAG status reporting no change, although this is a small budget concerns on the budget availability may affect delivery.</p> <p>This scheme continues to provide grants for small farms to make improvements to their agricultural business and help to promote sustainable development. Funding is used to support capital spend on construction and improvement of agricultural buildings as well as infrastructure such as fencing and drainage.</p> <p>*28 applications have still to be assessed</p>
LEADER  	£82m	1614 H&I: 669	907 H&I: 354	£59.728* H&I: £21.06m	707 H&I: 298	<p>RAG status has been changed from green to amber, this is to reflect the issue around project completion and getting all of the budget out by 31 March 2021</p> <p>In recognition of the impact from Covid-19 on the delivery of some (capital) projects, the timetable for delivering projects was extended from December 2020 to March 2021. It's clear from some initial work carried out through project risk registers that some projects will continue to face challenges in completing by the extended deadline. Further work is underway to revisit these risk registers so to gain a fuller insight into the challenges for projects, enabling a better understanding of the Covid-19 impact on project deliverability and utilisation of budget. Based on these findings we will work with LAGs to reallocate funding where appropriate to do so.</p> <p>This report reflects the position as of 16/10/20 / the figures in the columns relate to project commitment/contracts only (i.e. do not included the costs related to LAG running costs (see below). Annex C provides a</p>

SRDP 2014-2020 Scheme & status (see annex A for descriptors)	Revised Indicative Budget (£m)*	Total App's Received (H&I)	Total Approvals (H&I)	Total Value committed (£m) (H&I)	App's unsuccessful (H&I) (includes rejected incomplete & ineligible app's)	Scheme Progress								
						<p>breakdown at a LAG and project level. Communication with LAGS is continuing to assess any impact of COVID-19 restriction on project progression.</p> <p>LAG running costs (admin & animation) require to be taken into account, per regulatory requirement these costs should not exceed 25% of spend, at an LDS level, by the end of the programme.</p> <ul style="list-style-type: none"> *LDS areas spent/forecasting total £15m as at 16/10/20 towards running costs across the 2014-20 programme. The total value as at 16/10/20: <table border="1" data-bbox="1323 724 2107 871"> <tr> <td>Value of 2014-20 project contracted commitment</td> <td>£59.728m</td> </tr> <tr> <td>2014-20 Programme LAG running costs</td> <td>£14.60m</td> </tr> <tr> <td>Value of 2007-13 Legacy projects payments</td> <td>£4.6m</td> </tr> <tr> <td>Total</td> <td>£78.92m</td> </tr> </table> <p>* Fluctuation in committed value as projects move from 'on hold' where they are included in the value committed, and then some are withdrawn and are removed from the value committed.</p>	Value of 2014-20 project contracted commitment	£59.728m	2014-20 Programme LAG running costs	£14.60m	Value of 2007-13 Legacy projects payments	£4.6m	Total	£78.92m
Value of 2014-20 project contracted commitment	£59.728m													
2014-20 Programme LAG running costs	£14.60m													
Value of 2007-13 Legacy projects payments	£4.6m													
Total	£78.92m													
<p>Less Favoured Area Support Scheme</p>  	£403m	Around 12,000 annually	<p>Around 11,300 annually</p> <p>Around 11,000 annually</p>	£402.5m	N/A	<p>RAG status remains the same and reflects ongoing stability of scheme in relation to paying against historic data and reliance on legacy IT system.</p> <p>The revised indicative budget was amended in modification 6 to reflect the changes to LFASS as EU rules limit continued LFASS support to 80% for 2019 (payments in 2020) and 40% (or €25/ha) for 2020 (payments in 2021).</p> <p>The Cabinet Secretary's ambition is clear, to maintain funding to the LFA in recognition of the hardship that those farming in our remote and fragile areas face. As such extra money has been made available via the convergence payments.</p>								

SRDP 2014-2020 Scheme & status (see annex A for descriptors)	Revised Indicative Budget (£m)*	Total App's Received (H&I)	Total Approvals (H&I)	Total Value committed (£m) (H&I)	App's unsuccessful (H&I) (includes rejected incomplete & ineligible app's)	Scheme Progress
						Payments for LFASS 2020 are due to be made January 2021
Farm Advisory Service 	£17.16			17.16		<p>RAG status remains the same, scheme is on track to deliver its contractual obligations with a good likelihood of outcomes being achieved.</p> <p>Beneficiary numbers are increasing (c27k as of 2020) and operation is continuing through contingency plans during the Covid-19 period. This includes webinars, greater online material and virtual support from consultants.</p> <p>The work remains within budget and regular engagement with the contractors indicates all work will be delivered on budget with little to no underspend.</p> <p>One to one advisory service: circa 100 advisors trained (they have now received multiple elements of training) and over 2,875 individual pieces of advice provided or underway through Integrated Land Management Plans, Specialist advice, Carbon Audits and Mentoring. An independent evaluation noted that satisfaction with the service is relatively high. It is perceived to offer high quality, practical advice, 90% of the respondents intend to implement advice they were given by FAS</p> <p>One to many: has delivered to over 23,172* beneficiaries so far through various events including workshops and seminars; focus and discussion groups; and site visits and demonstrations. We are in the process of evaluating the one to many element of the contract with RESAS colleagues. We hope to be in a position to share the findings later this year.</p> <p>The FAS website is improving in quality and attracting increasing 'hits' (>70K within the last 6 months). In addition, they have delivered over</p>

SRDP 2014-2020 Scheme & status (see annex A for descriptors)	Revised Indicative Budget (£m)*	Total App's Received (H&I)	Total Approvals (H&I)	Total Value committed (£m) (H&I)	App's unsuccessful (H&I) (includes rejected incomplete & ineligible app's)	Scheme Progress
						<p>1357 carbon audits to Scottish Farmers which is an excellent means of tackling the industry's contribution to CC</p> <p>*This number has been revised from previous figures.</p>
Total	£1.20bn (includes Technical Assistance, some legacy)	22,309 (not including LFASS or FAS) Includes app's that are not yet processed	17,052 (not including LFASS or FAS)	£1.145bn (not including RP legacy spend)	4,979	

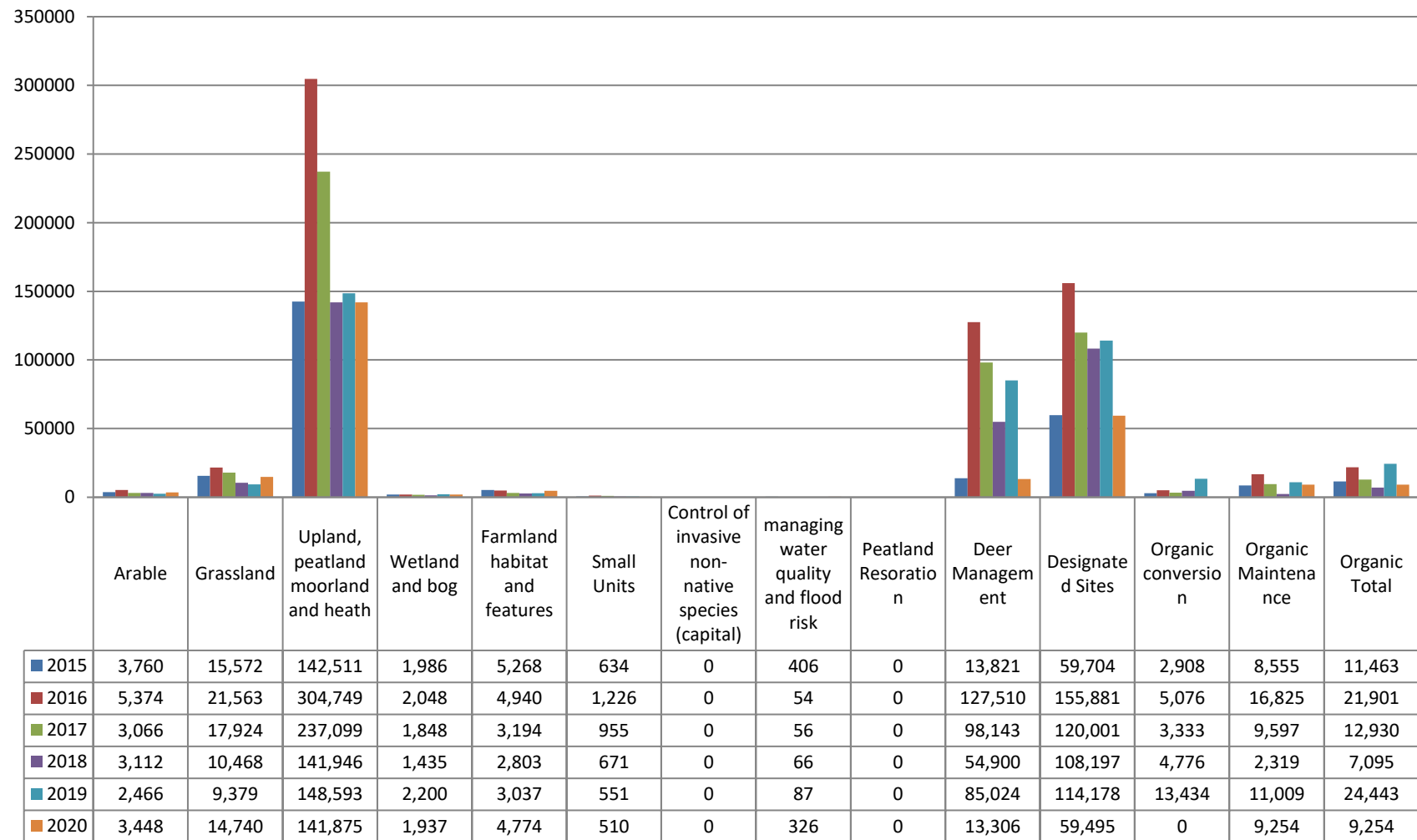
ANNEX A – RAG Status Descriptors

1. 
2. 
3. 
4. 
5. 

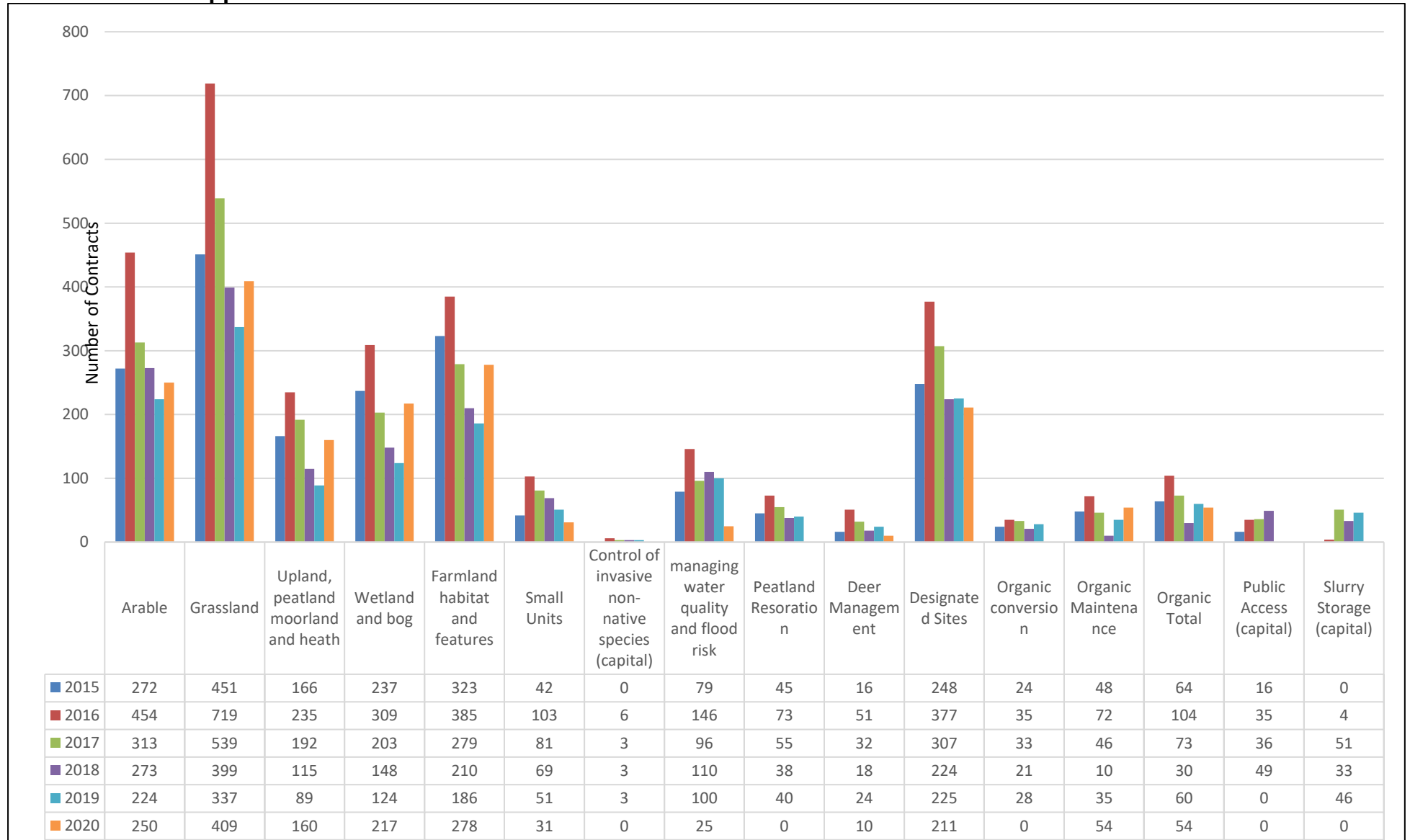
1. Scheme has issues which are seriously concerning and require urgent attention and have a high risk of attracting media interest and Ministerial attention. Issues are having a **significant and direct** impact on delivery and/or likelihood of outcomes being achieved.
2. Scheme has issues that are either beginning to become concerning or persistent, however while progress is being made to overcome them, the progress is not reducing the overall risk to delivery. Issues have a **growing** impact on delivery and/or likelihood of outcomes being achieved.
3. Some overall concerns, however successful progress is being made to overcome the issues. Concerns have a **mild** impact on delivery and/or likelihood of outcomes being achieved.
4. Scheme is making good overall progress and has little to no concerns. Concerns have **no or minimal** impact on delivery and/or likelihood of outcomes being achieved.
5. Scheme is on track, budget steadily committed, successful delivery process and good likelihood of outcomes being achieved. **No** impact on delivery and/or likelihood of outcomes being achieved.

ANNEX B: AECS GRAPHICAL INFORMATION

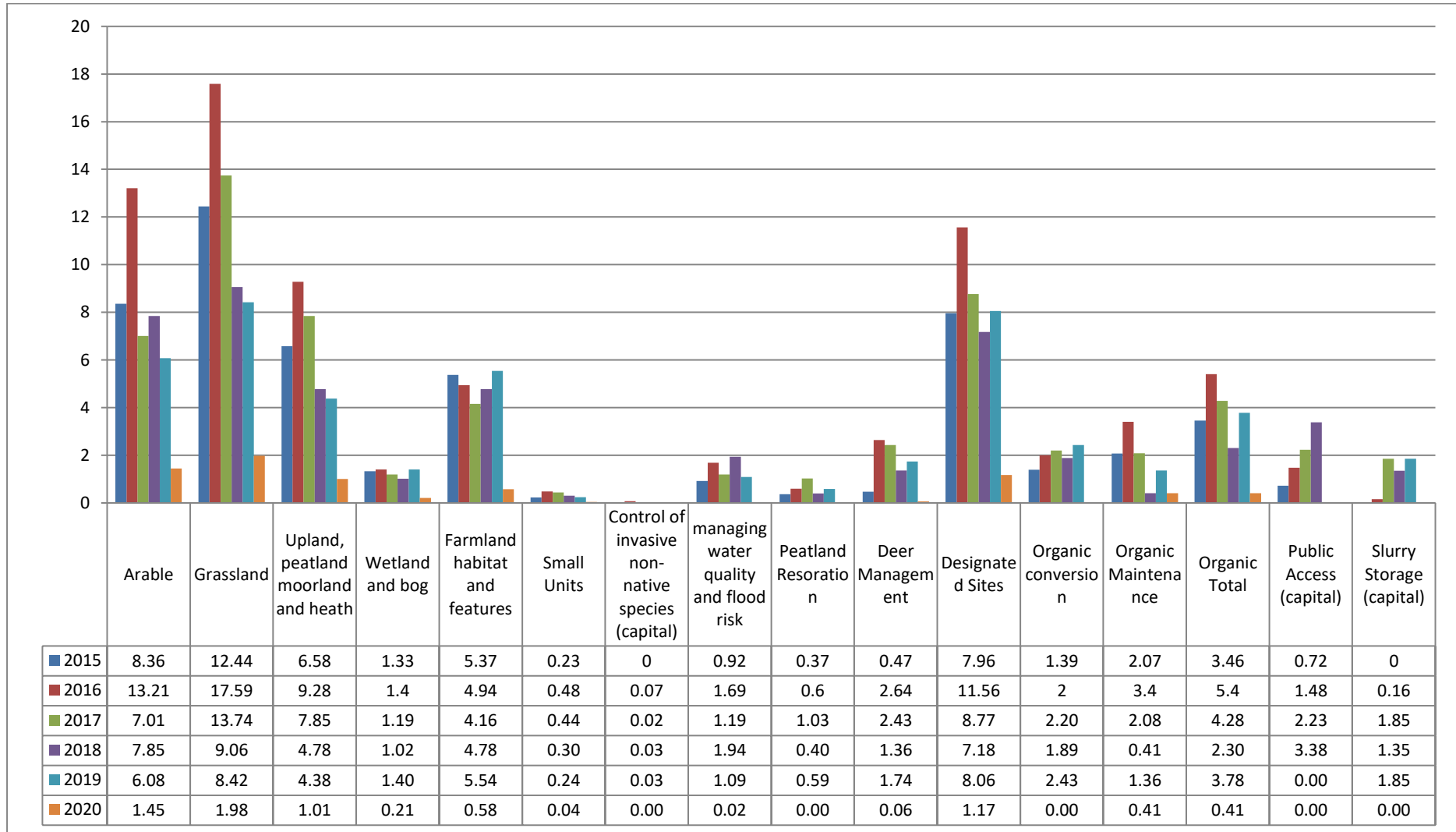
AECS AREA MANAGED HA



AECS Contracts Approved

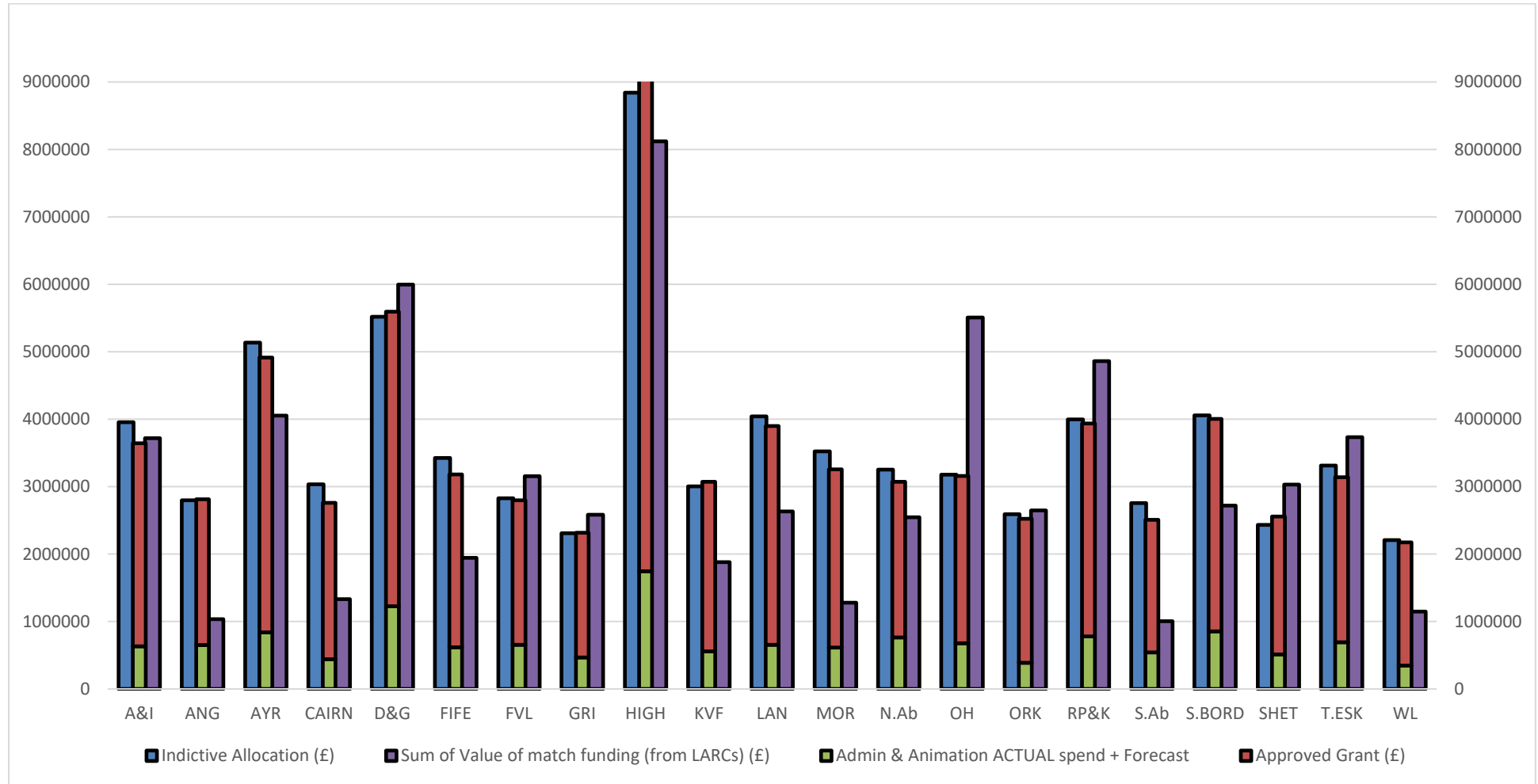


TOTAL VALUE APPROVED 2015, 2016, 2017, 2018, 2019 & 2020

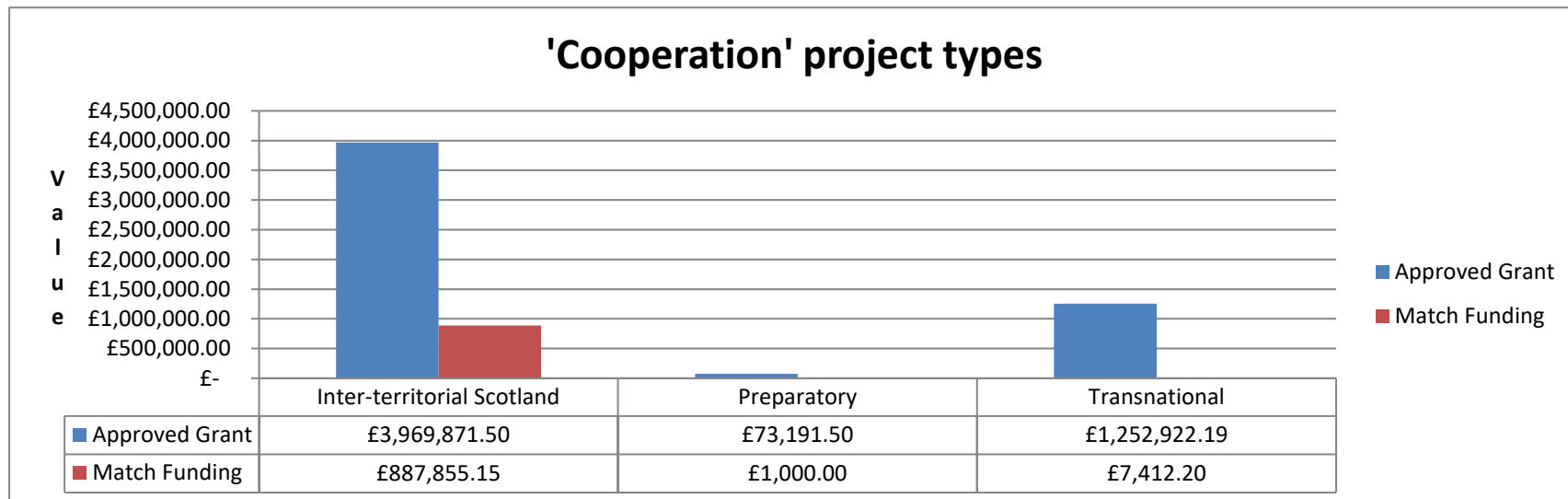
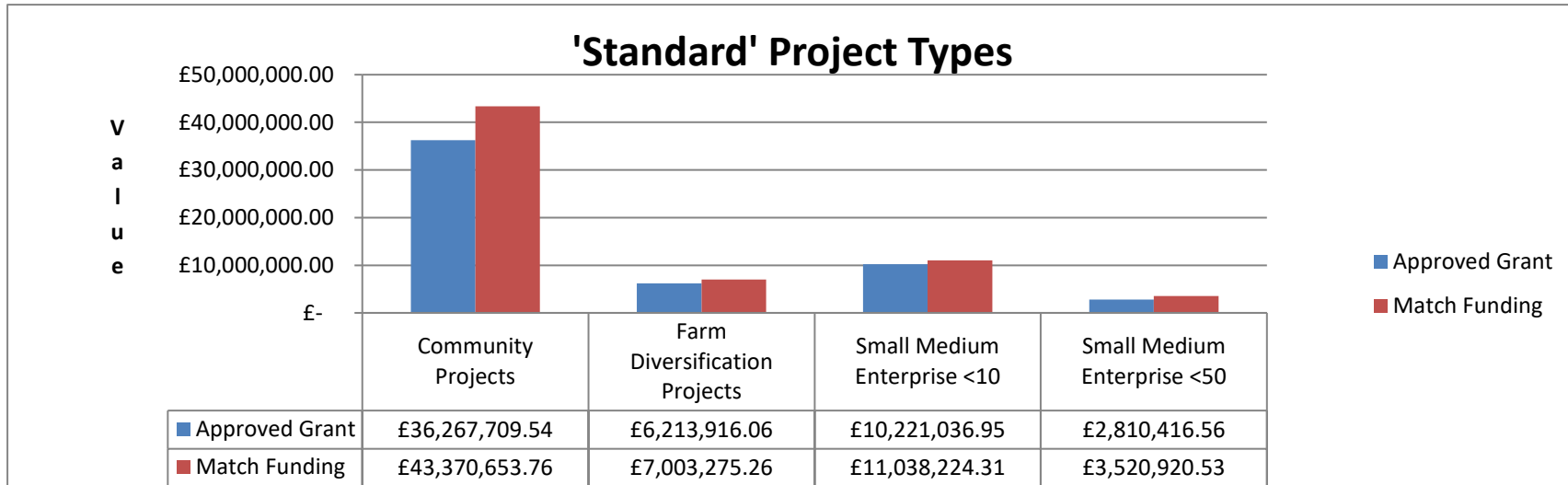


ANNEX C: LEADER GRAPHICAL INFORMATION

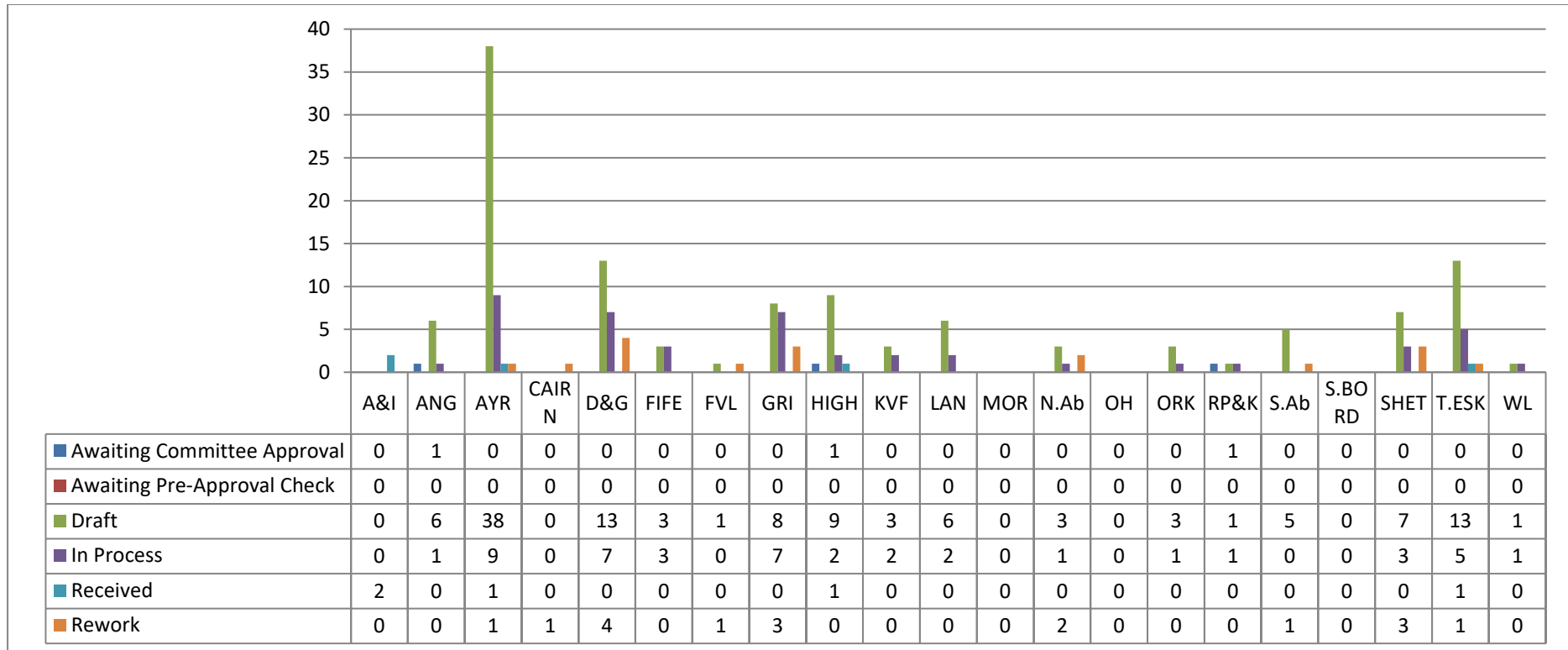
LEADER LAG Budget allocation and project commitments to 16 October 20



LEADER Approved commitments by project type to 16 October 2020



LEADER Other project application status by LAG at 16 October 2020



LEADER Approved project types by LAG at 16 October 2020

