


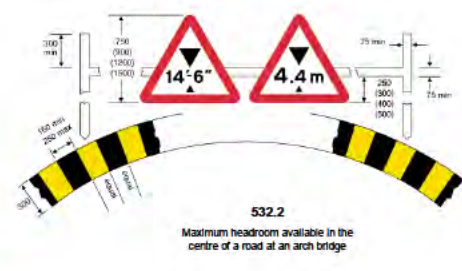
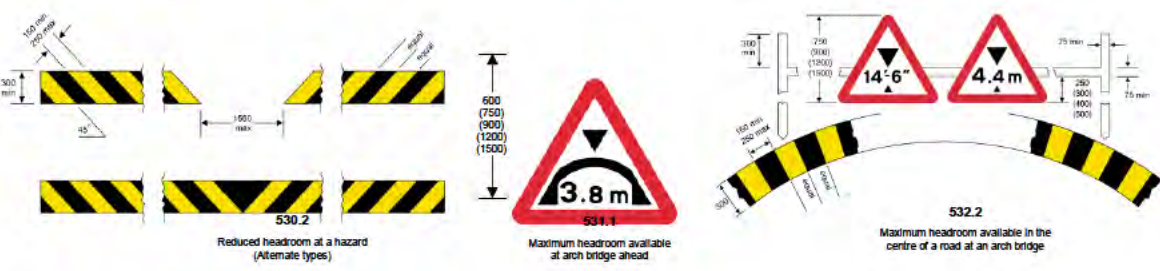
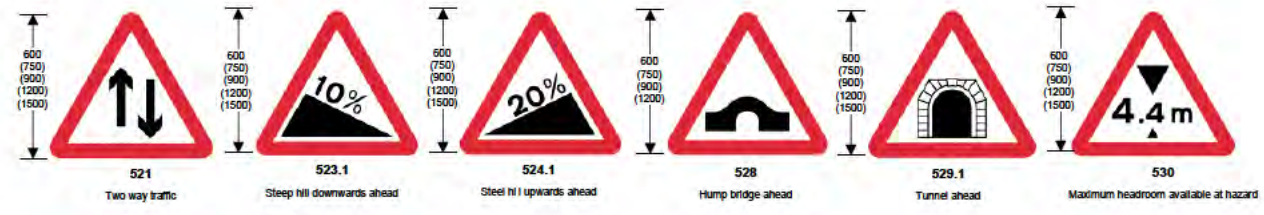
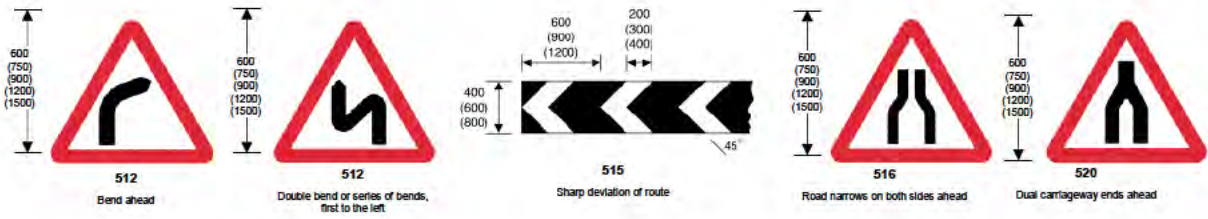
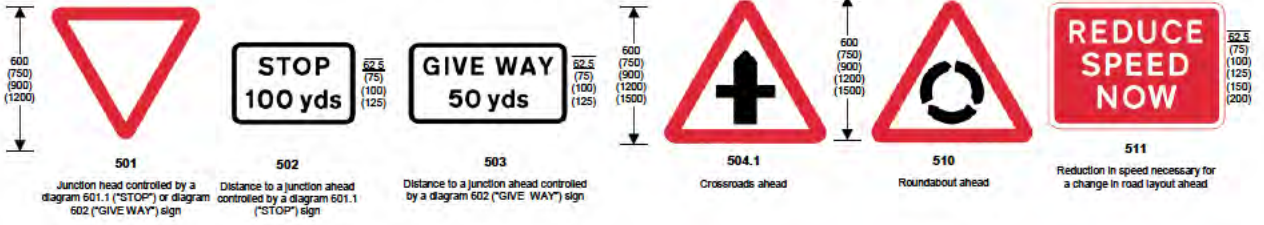
Appendix C – Traffic Sign Guidance

C1 Traffic Signs Schedule

The page reference to locate various types of traffic signs in the Traffic Signs and Regulations and General Directions (TSRGD) 2002 manual is given in the table below.

Traffic Sign Type	TSRGD Page
Triangle warning	47 - 76
Round/oblong regulatory	77 - 90
Yellow loading	91 - 99
Parking	100 - 109
Speed restriction	110 - 111
Railway	112 - 118
Miscellaneous information	119 - 136
Directional arrow	137 - 141
Traffic camera	141
Bus	145 - 156
Primary route (green route) directional	207 - 222
Non-primary route (white route) directional	223 - 243
Brown services & tourist	244 - 258
Boundary	259 - 260
Directional signs to parking	262 - 264
Cycle & pedestrian	265 - 269
Temporary & emergency directional	270 - 276
Motorway directional	277 - 292

C2 Warning Sign Examples



C3 Regulatory Sign Examples

 750 (900) (1200)	 600 (750) (900) (1200) (1500)	 (270) (300) (450) (600) (750) (900) (1200) (1500)	 (50) 62.5 (75) (100) (125)	 (450) 600 (750) (900) (1200)	
601.1 Vehicular traffic must comply with the requirements prescribed in regulation 16	602 Vehicular traffic must comply with the requirements prescribed in regulation 16	606 Vehicular traffic must proceed in the direction indicated by the arrow	608 Dual carriageway	609 Vehicular traffic must proceed in the direction indicated by the arrow	
 (270) (300) (450) 600 (750) (900) (1200) (1500)	 (450) 600 (750) (900) (1200) (1500)	 (60) 80 (100) (120)	 600 (750) (900)	 600 (750) (900)	 (300) (450) 600 (750) (900) (1200)
610 Vehicular traffic must comply with the requirements prescribed in regulation 15	622.1A Goods vehicles exceeding the maximum gross weight indicated on the goods vehicle symbol prohibited	626.2A Vehicles exceeding the maximum gross weight indicated prohibited from crossing the bridge or other structure	629 Vehicles exceeding width indicated prohibited	629.1 Vehicles or combinations of vehicles exceeding length indicated prohibited	642 No stopping on main carriageway
 (300) (450) 600 (750) (900) (1200) (1500)	 (450) 600 (750) (900) (1200) (1500)	 (300) (450) 600 (750) (900)	 600 (750) (900)	 270 (300) (450) 600 (750) (900) (1200)	 270 (300) (450) 600 (750) (900) (1200)
670 Maximum speed limit in miles per hour	671 National speed limits apply	672 Maximum speed limits in miles per hour	611.1 Vehicles entering the junction must comply with the requirements prescribed in regulation 16	612 No right turn for vehicular traffic	613 No left turn for vehicular traffic

C4 Information Sign Examples



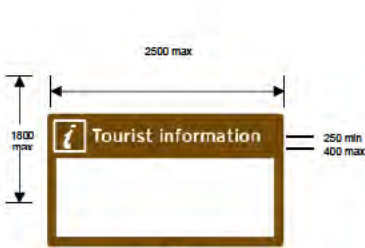
818
Section of dual carriageway road begins directly ahead




820.1
Absence of hard shoulder for the distance shown



823,824,825
Distance in hundreds of yards to a roundabout or the next point at which traffic may leave a route



857
Information for pedestrians about tourist attractions and facilities in a nearby place or area



868
Additional traffic lane joining from the left ahead



868.1
Additional traffic lane joining from the right ahead



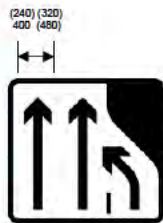
873
Additional traffic lane joining from left ahead. Traffic on main carriageway has priority over joining traffic from the right hand lane of the slip road.



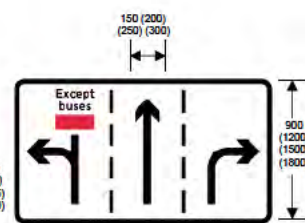
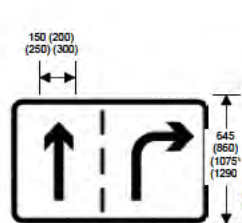
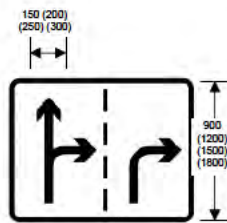
874
Additional traffic lanes joining from the right ahead. Traffic in the right hand lane joins the main carriageway. Traffic on the main carriageway has priority over joining traffic.



875
Additional traffic lanes joining from the right ahead. Traffic in the right hand lane of the slip road has priority over traffic in the left hand lane.



872
The number of traffic lanes ahead on a dual carriageway road or a one-way street reduces from three to two. Traffic in the right hand lane must move into the lane on the immediate left.



877
Appropriate traffic lanes for different manoeuvres at a junction ahead (Alternative types)

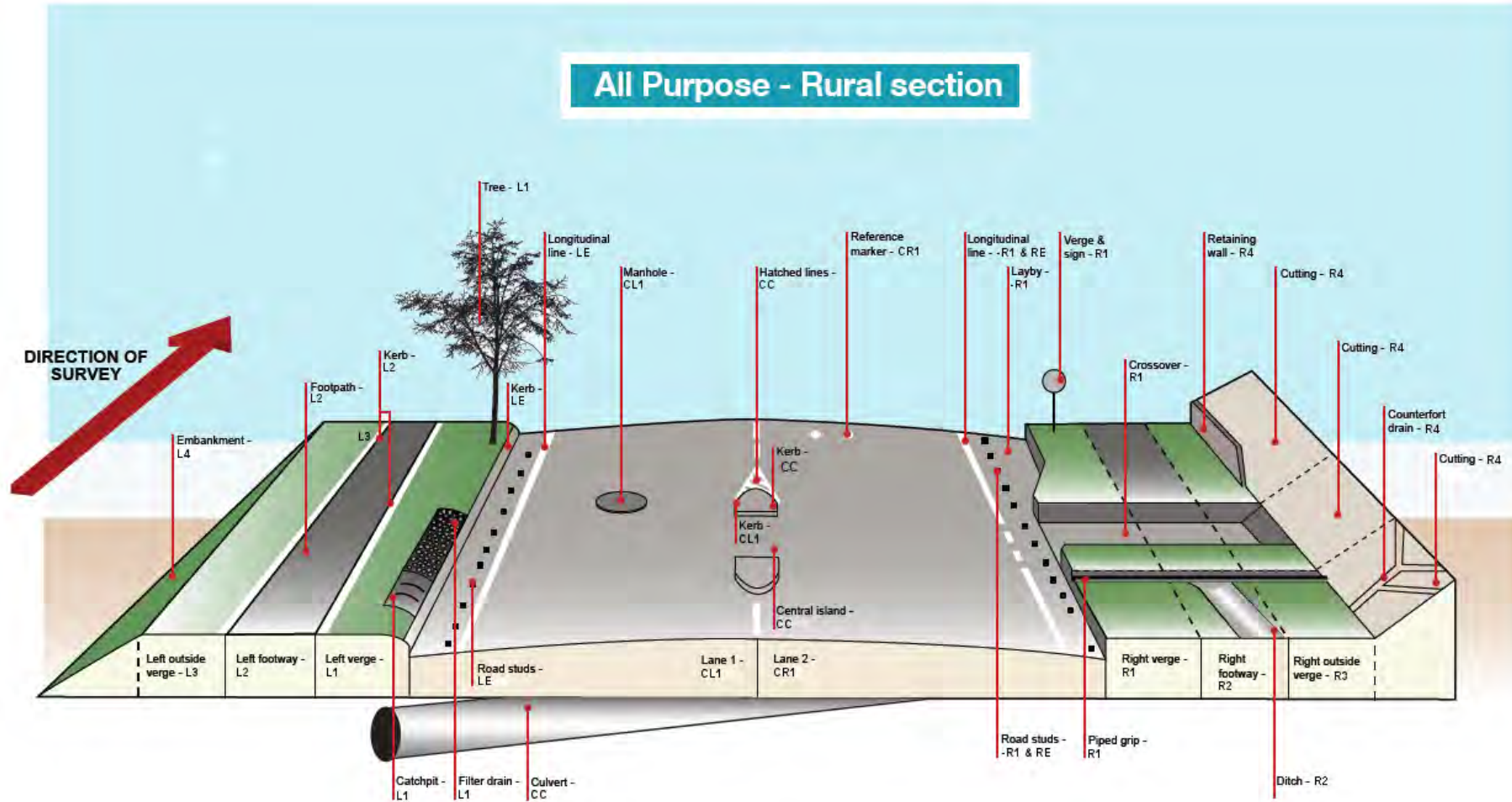


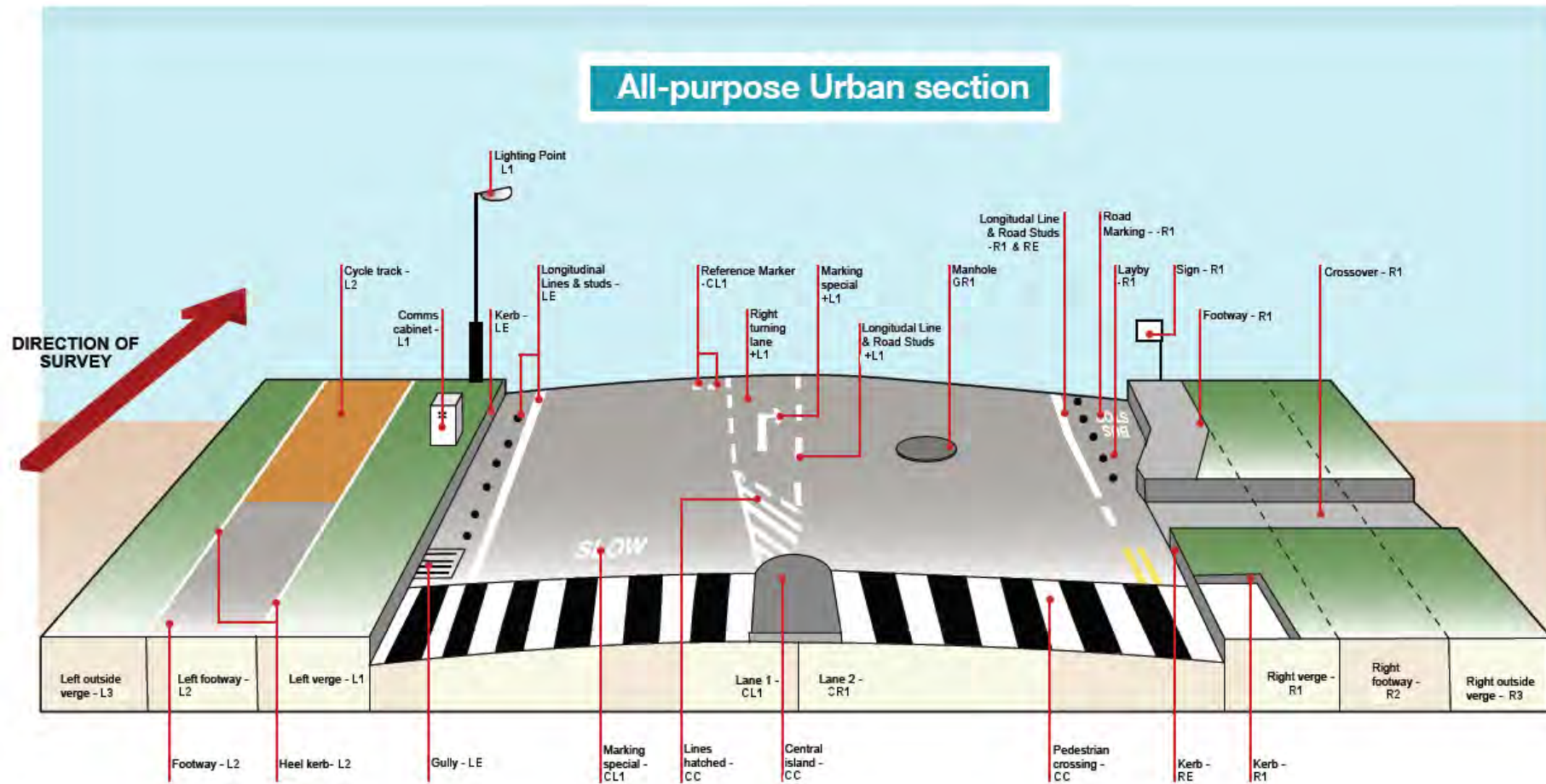
878
Area in which cameras are used to enforce traffic light signal regulations (Alternative types)

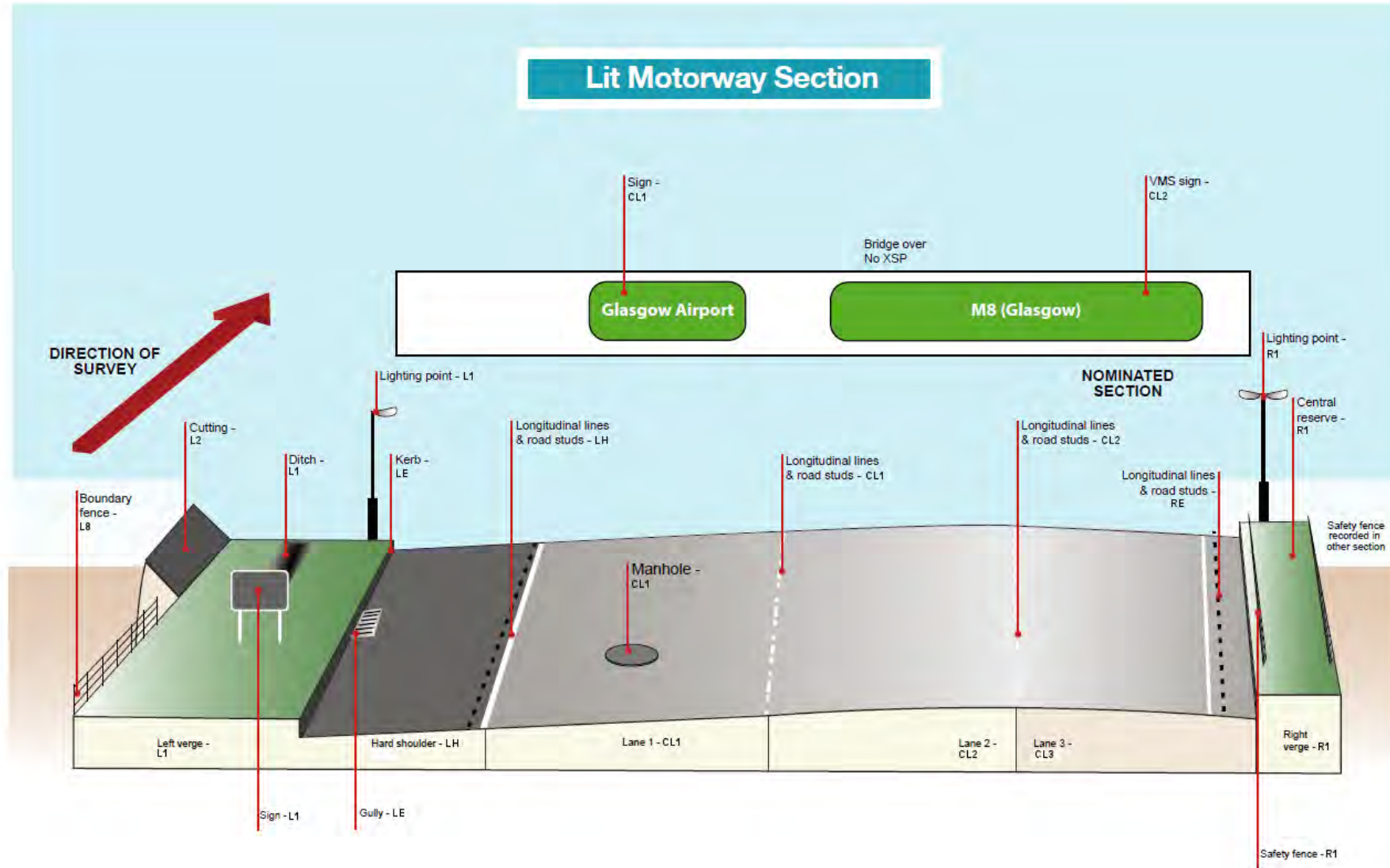


880
Speed camera ahead and reminder of 30 mph speed limit

Appendix D – XSP Examples







Appendix E – Electrical Safety at Site

- 1) The Operating Company (OC) shall ensure all personnel at the site are familiar with the Equipment, the Equipment installed, any modifications and/or changes in configuration of the Equipment and the layout of mains power supply, such as methods of isolation, termination and distribution.
- 2) The Operating Company shall ensure the requirements for any special equipment or Works Site specific to health and safety precautions and welfare are adhered to. These requirements may include the possession of a Permit to Work certificate.
- 3) The Operating Company shall ensure any necessary interruption of supply to any Equipment has the prior agreement of Traffic Scotland and the appropriate Contracted Third Party or Parties.
- 4) The Operating Company shall ensure the availability of all required tools, including equipment for gaining access to the site that includes appropriate electrical keys.
- 5) The Operating Company shall ensure all personnel prior to attending the site, are fully aware of the consequential effects that could arise from defects of any Equipment at the site.
- 6) The Operating Company shall ensure all personnel are aware of the consequences of failing to conform to any applicable Electrical Regulations.
- 7) The Operating Company shall ensure inspection and testing works are co-ordinated with other centres, offices or organisations, where appropriate. The Operating Company shall ensure prior arrangement and agreements are in place before entering other premises that include Equipment.
- 8) The Operating Company shall prepare and have in use by their personnel all appropriate Method Statements, Work Procedures and similar documents covering, inter alia, safe access and safe working on site. Where required by the Contract such Method Statements and Work Procedures shall incorporate guidance as contained within LDS ('Lighting Documents Scotland') and similar issued Transport Scotland documents.

