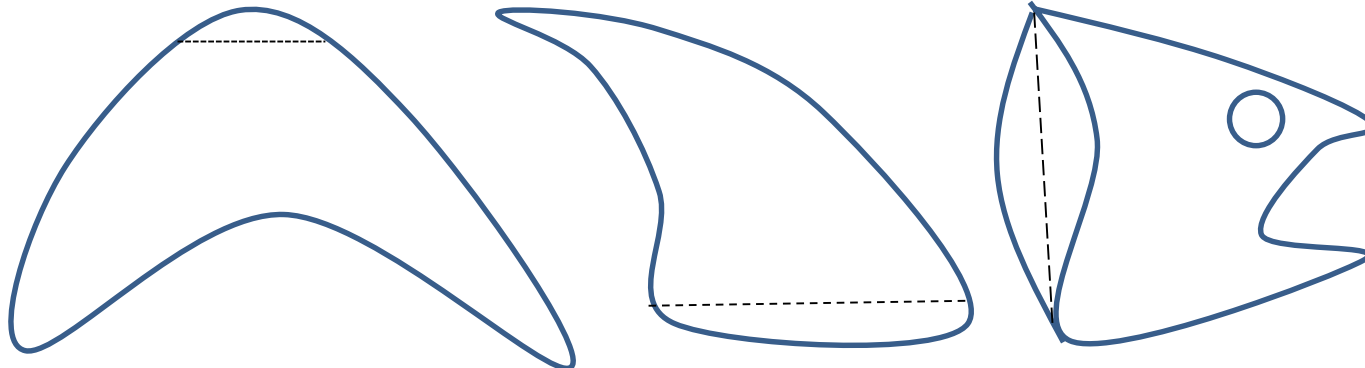
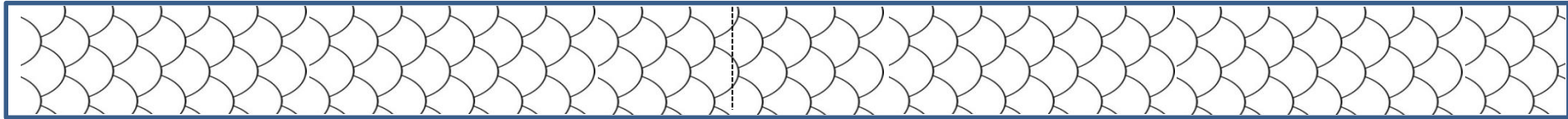
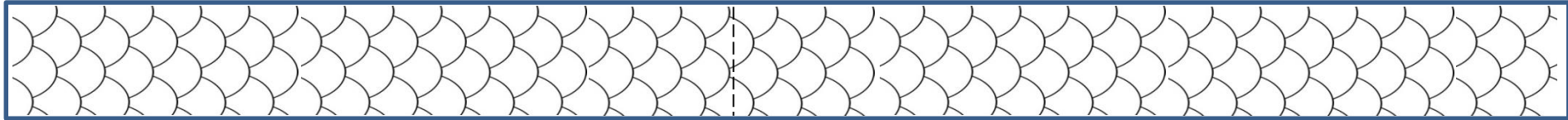


Make your own fish hat

- Colour in the pieces of your fish hat.
- Cut out the bands and fish shapes along the blue lines.
- Tape the bands with the scales together, as they go round your head.
- Attach the plain band, so it goes from front to back over your head.
- Cut out the fish shapes and fold along the dotted lines.
- Tape these tabs to the bands at the indicated dotted lines.
- You're now the proud owner of a beautiful fish hat.



What you need:

- Pens/pencils/crayons
- Scissors
- Tape
- Perhaps some assistance