

## **Wildlife Crime in Scotland 2022**

The figures accompany the statistical publication:

[Wildlife Crime in Scotland 2022](#)

The records used to produce these figures have been collated from a variety of sources.

[Please see the accompanying Data Sources and Methodology for further details.](#)

## Notes

This worksheet contains one table.

Note number	Note text
-------------	-----------

Note 1	Conservation related crimes are now classed under "Other Conservation Offences". The category "Conservation (protected sites)" was used up to 2019-20.
Note 2	Cases are included where the main charge concerned wildlife crime
Note 3	Data from 2020-21 and 2021-22 are affected by the pandemic and subsequent court closures and should not be considered indicative of long term trends.
Note 4	For people proceeded against and convicted, cases are included for all charges where this included wildlife crime
Note 5	Total incidents exclude honeybees and incidents where no analyses were undertaken
Note 6	A single incident may involve more than one bird.
Note 7	<p>Note that data in Figures 14 to 23 may differ slightly from those in Figure 1 and Figure 2. All are derived from Police Scotland Recorded Crime data. However Figures 14 to 23 use more detailed "disaggregated data" provided by Police Scotland whereas Figure 1 and Figure 2 are produced from a single data extract taken originally to produce Recorded Crime in Scotland statistics.</p> <p>In addition to slight differences due to the data being extracted at different times, the disaggregated data contains 11 records where the classification of the crime was not one of the wildlife crime classifications used in the Recorded Crime figures, but Police Scotland had identified a wildlife crime element from additional detailed information about the crime. It should also be noted that the categories in Figures 14 to 23 aligned to wildlife crime priorities and differ from the standard categories in Figures 1 and 2. Even for similar categories the numbers may not match if, for example, additional information has been used to allocate crimes from a more general category (e.g. cruelty to wild animals) to one of the specific wildlife crime priorities (e.g. poaching and coursing).</p> <p>Please see the "Data Sources and Methodology" supporting document for more details.</p>
Note 8	Of the 46 CITES offences for 2021-22, 41 concerned peregrine falcons and reflected the impact of the police Operation Tantallon which targeted crimes against peregrine falcons.
Note 9	Please note that in figure 20 a single offence concerning "roe deer/brown hare" has been counted in the "deer" poaching category.

## Wildlife Crime in Scotland 2022

### Index of Figures

[Figure for Key Points Summary: Wildlife Crime recorded by Police Scotland, 2017-18 to 2021-22](#)

[Figure for Key Points Summary: Data - Wildlife Crime recorded by Police Scotland, 2017-18 to 2021-22](#)

[Figure 1: Wildlife Crime recorded by Police Scotland, 2017-18 to 2021-22](#)

[Figure 1: Data - Wildlife Crime recorded by Police Scotland, 2017-18 to 2021-22](#)

[Figure 2: Wildlife Crime recorded by Police Scotland: Crime Type by Police Division, 2021-22](#)

[Figure 2 - Data: Wildlife Crime recorded by Police Scotland: Crime Type by Police Division, 2021-22](#)

[Figure 3: Wildlife Crime cases received by COPFS 2021-22](#)

[Figure 3 - Data: Wildlife Crime cases received by COPFS 2021-22](#)

[Figure 4: Outcomes of all wildlife cases reported to COPFS in 2021-22](#)

[Figure 4 - Data: Outcomes of all wildlife cases reported to COPFS in 2021-22](#)

[Figure 5: People proceeded against in Scottish courts for wildlife crimes, 2021-22](#)

[Figure 5 - Data: People proceeded against in Scottish courts for wildlife crimes, 2021-22](#)

[Figure 6: Conviction rates for all prosecutions in Scottish courts for wildlife crime from 2017-18 to 2021-22](#)

[Figure 6 - Data: Conviction rates for all prosecutions in Scottish courts for wildlife crime from 2017-18 to 2021-22](#)

[Figure 7: People with a charge proved for wildlife crimes in Scottish Courts, by main penalty, 2021-22](#)

[Figure 7 - Data: People with a charge proved for wildlife crimes in Scottish Courts, by main penalty, 2021-22](#)

[Figure 8: Wildlife Crime recorded by Science and Advice for Scottish Agriculture \(SASA\): Wildlife DNA Forensic Unit, 2017-18 to 2021-22](#)

[Figure 8 - Data: Wildlife Crime recorded by Science and Advice for Scottish Agriculture \(SASA\): Wildlife DNA Forensic Unit, 2017-18 to 2021-22](#)

[Figure 9: Suspected animal poisoning incidents investigated by SASA Chemistry Branch: 2017-18 to 2021-22](#)

[Figure 9 - Data: Suspected animal poisoning incidents investigated by SASA Chemistry Branch: 2017-18 to 2021-22](#)

[Figure 10: Bird of prey poisonings, Scotland: Number of Birds of Prey Poisoned \(By Species\), 2017-18 to 2021-22](#)

[Figure 10 - Data: Bird of prey poisonings, Scotland: Number of Birds of Prey Poisoned \(By Species\), 2017-18 to 2021-22](#)

[Figure 11: Wildlife cases examined by SRUC Veterinary Services under advisory activity funding, 2017-18 to 2021-22](#)

[Figure 11 - Data: Wildlife cases examined by SRUC Veterinary Services under advisory activity funding, 2017-18 to 2021-22](#)

[Figure 12: Wildlife crime investigations dealt with by Scottish Society for the Prevention of Cruelty to Animals - Special Investigation Unit \(SIU\), 2017-18 to 2021-22](#)

[Figure 12 - Data: Wildlife crime investigations dealt with by Scottish Society for the Prevention of Cruelty to Animals - Special Investigation Unit \(SIU\), 2017-18 to 2021-22](#)

[Figure 13: Scottish wildlife crime intelligence logs 2021-22](#)

[Figure 13 - Data: Scottish wildlife crime intelligence logs 2021-22](#)

[Figure 14: Police Scotland offence data by Wildlife Priority Area: 2017-18 to 2021-22](#)

[Figure 14 - Data: Police Scotland offence data by Wildlife Priority Area: 2017-18 to 2021-22](#)

[Figure 15: Police Scotland offence data for badger persecution 2017-18 to 2021-22](#)

[Figure 15 - Data: Police Scotland offence data for badger persecution 2017-18 to 2021-22](#)

[Figure 16: Police Scotland offence data for bat persecution 2017-18 to 2021-22](#)

[Figure 16 - Data: Police Scotland offence data for bat persecution 2017-18 to 2021-22](#)

[Figure 17: Police Scotland offence data for CITES persecution 2017-18 to 2021-22](#)

[Figure 17 - Data: Police Scotland offence data for CITES persecution 2017-18 to 2021-22](#)

[Figure 18: Police Scotland offence data for Freshwater Pearl Mussels persecution 2017-18 to 2021-22](#)

[Figure 18 - Data: Police Scotland offence data for Freshwater Pearl Mussels persecution 2017-18 to 2021-22](#)

[Figure 19: Police Scotland offence data for Poaching and coursing offences, 2017-18 to 2021-22](#)

[Figure 19 - Data: Police Scotland offence data for Poaching and coursing offences, 2017-18 to 2021-22](#)

[Figure 20: Police Scotland offence data for Poaching and coursing offences, 2017-18 to 2021-22](#)

[Figure 20 - Data: Police Scotland offence data for Poaching and coursing offences, 2017-18 to 2021-22](#)

[Figure 21: Recorded Bird of prey offences 2017-18 to 2021-22](#)

[Figure 21 - Data: Recorded Bird of prey offences 2017-18 to 2021-22](#)

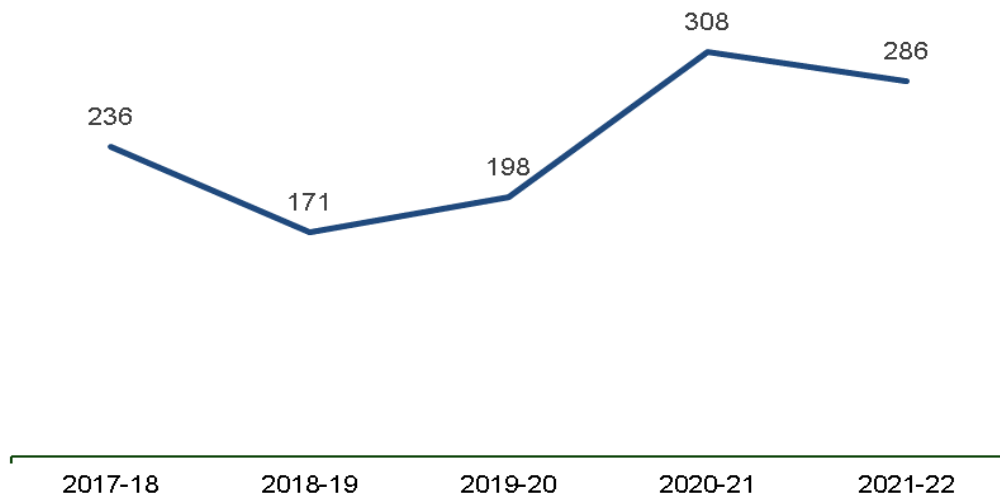
[Figure 22: Recorded Hunting with dogs offences 2017-18 to 2021-22](#)

[Figure 22 - Data: Recorded Hunting with dogs offences 2017-18 to 2021-22](#)

[Figure 23: Recorded Trapping and snaring offences 2017-18 to 2021-22](#)

[Figure 23 - Data: Recorded Trapping and snaring offences 2017-18 to 2021-22](#)

**Figure for Key Points Summary: Wildlife Crime recorded by Police Scotland, 2017-18 to 2021-22 [Note 1]**  
[Return to index](#)



**Figure for Key Points Summary: Wildlife Crime recorded by Police Scotland, 2017-18 to 2021-22 [Note 1]**

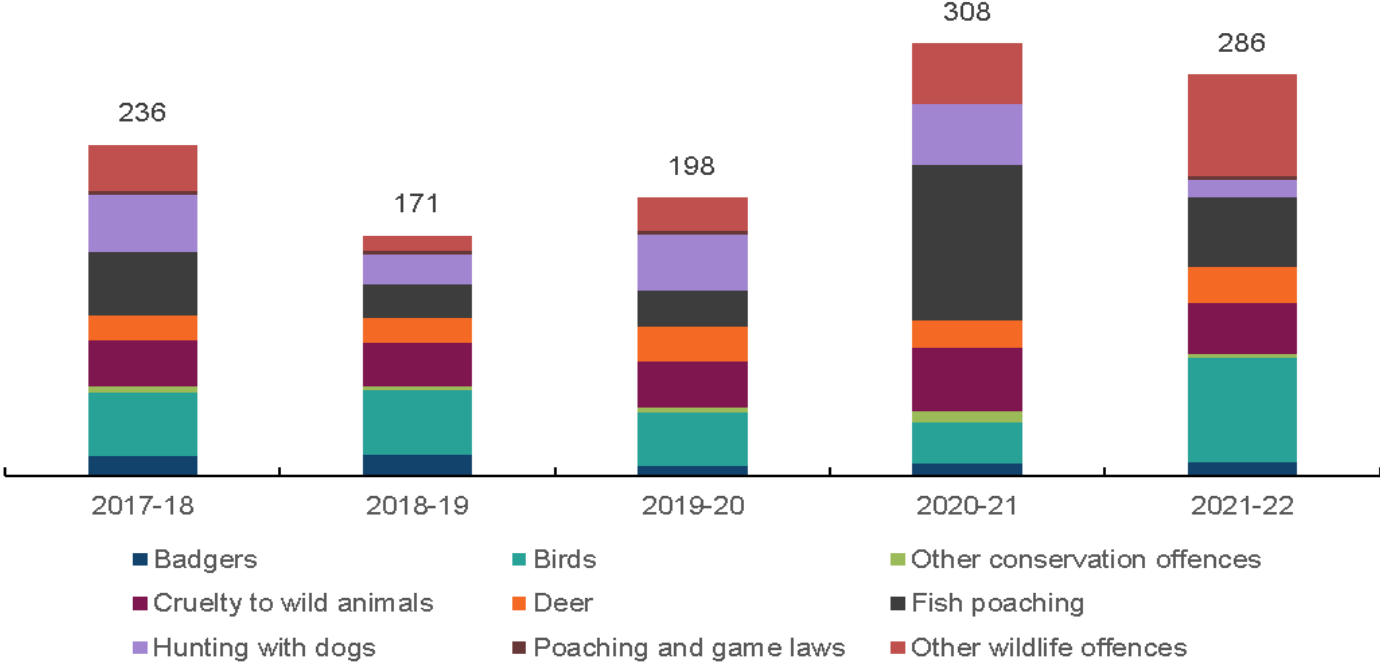
Source: Scottish Government, Justice Analytical Services

[Return to index](#)

<b>Year</b>	<b>Recorded Wildlife Crimes</b>
<b>2017-18</b>	236
<b>2018-19</b>	171
<b>2019-20</b>	198
<b>2020-21</b>	308
<b>2021-22</b>	286

**Figure 1: Wildlife Crime recorded by Police Scotland, 2017-18 to 2021-22**

[Return to index](#)



**Figure 1: Wildlife Crime recorded by Police Scotland, 2017-18 to 2021-22**

Source: Scottish Government, Justice Analytical Services

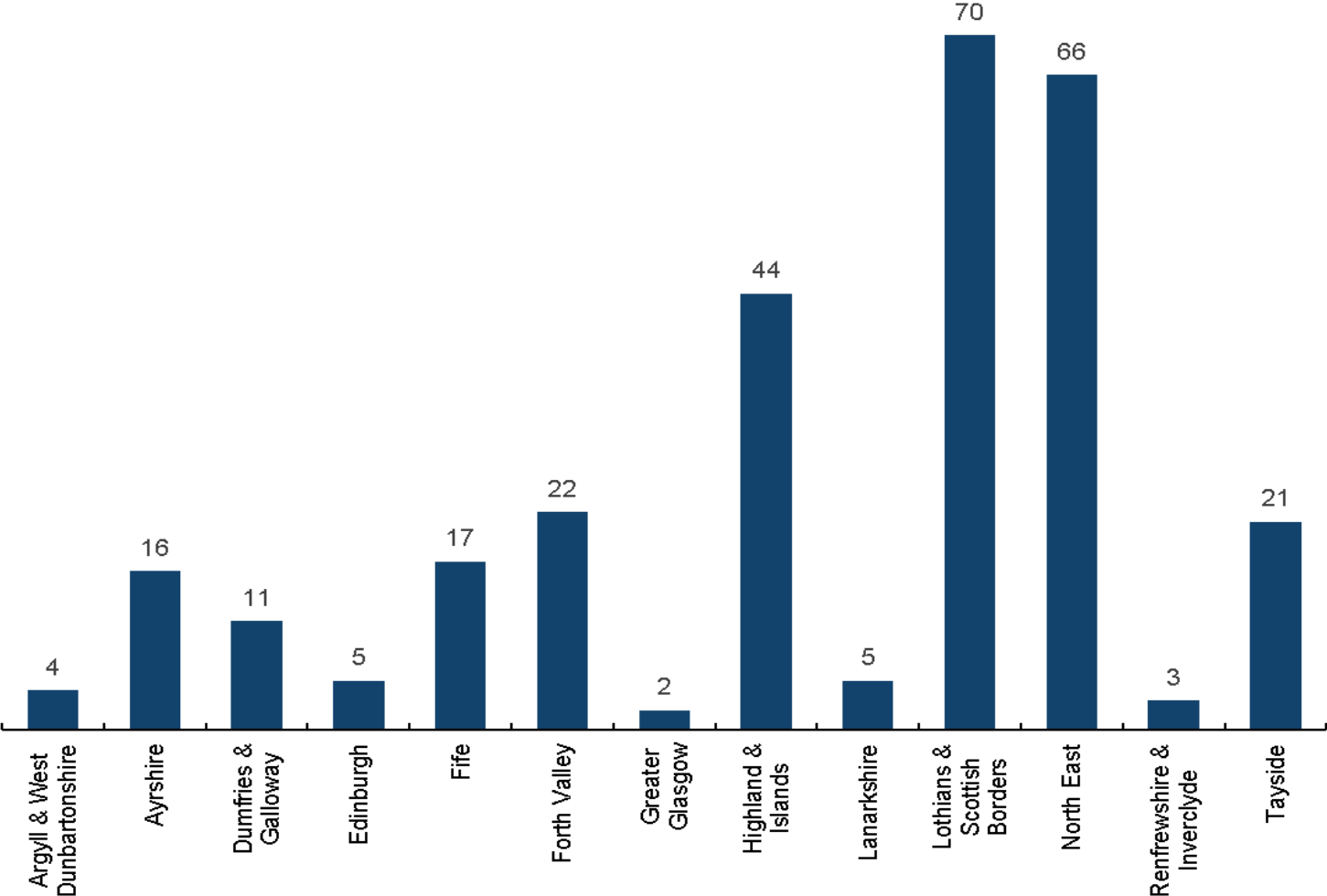
This worksheet contains one table. Some cells refer to notes which can be found on the Notes worksheet.

[Return to index](#)

Species Offences Relate to	Badgers	Birds	Other conservation offences [Note 1]	Cruelty to wild animals	Deer	Fish poaching	Hunting with dogs	Poaching and game laws	Other wildlife offences	Total Offences	
2017-18	14	45		5	32	18	45	41	3	33	236
2018-19	15	46		3	31	17	24	22	2	11	171
2019-20	7	38		4	32	25	26	40	2	24	198
2020-21	9	29		8	45	20	110	44	0	43	308
2021-22	10	74		3	36	26	49	13	2	73	286

**Figure 2: Wildlife Crime recorded by Police Scotland: Crime Type by Police Division, 2021-22**

[Return to index](#)





## Figure 2: Wildlife Crime recorded by Police Scotland: Crime Type by Police Division, 2017-18 to 2021-22

Source: Scottish Government, Justice Analytical Services

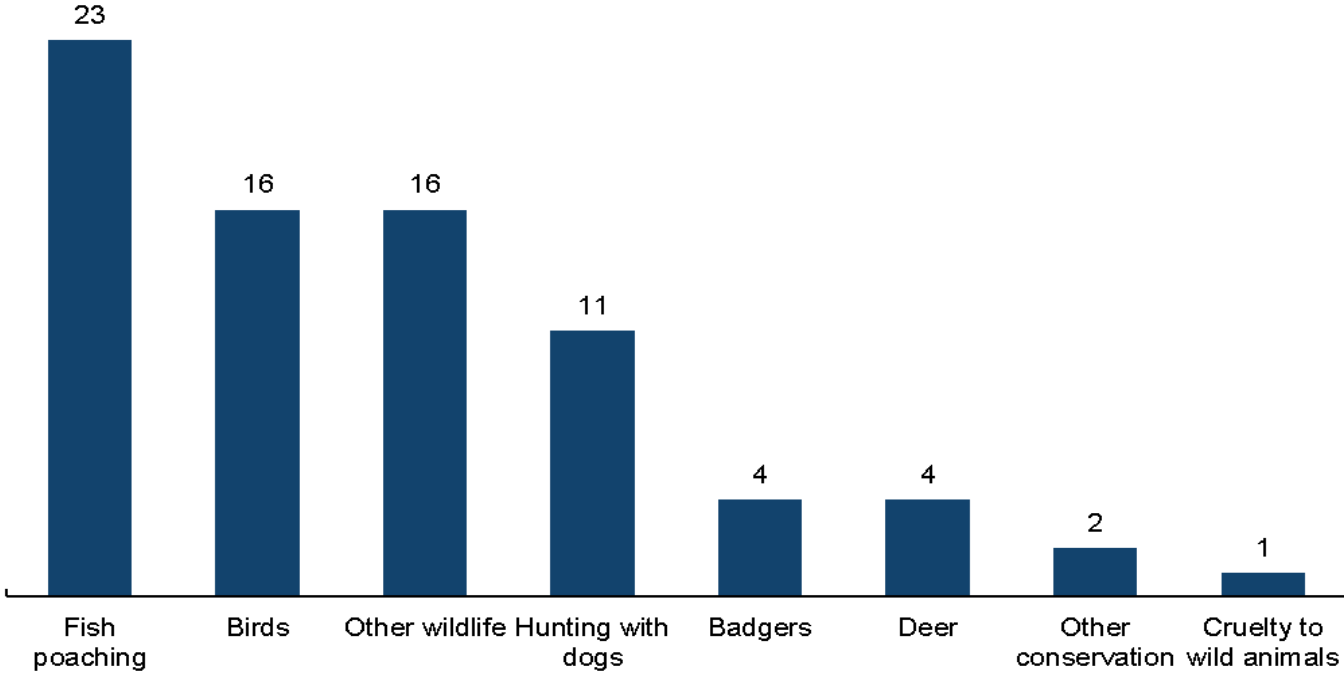
This worksheet contains one table. Some cells refer to notes which can be found on the Notes worksheet.

[Return to index](#)

<b>Police Scotland Division</b>	<b>All Species</b>
Argyll & West Dunbartonshire	4
Ayrshire	16
Dumfries & Galloway	11
Edinburgh	5
Fife	17
Forth Valley	22
Greater Glasgow	2
Highland & Islands	44
Lanarkshire	5
Lothians & Scottish Borders	70
North East	66
Renfrewshire & Inverclyde	3
Tayside	21
<b>All Police Divisions</b>	<b>286</b>

**Figure 3: Wildlife Crime cases received by COPFS in 2021-22**

[Return to index](#)



### Figure 3: Wildlife Crime cases received by COPFS in 2021-22

Source: Crown Office and Procurator Fiscal Service

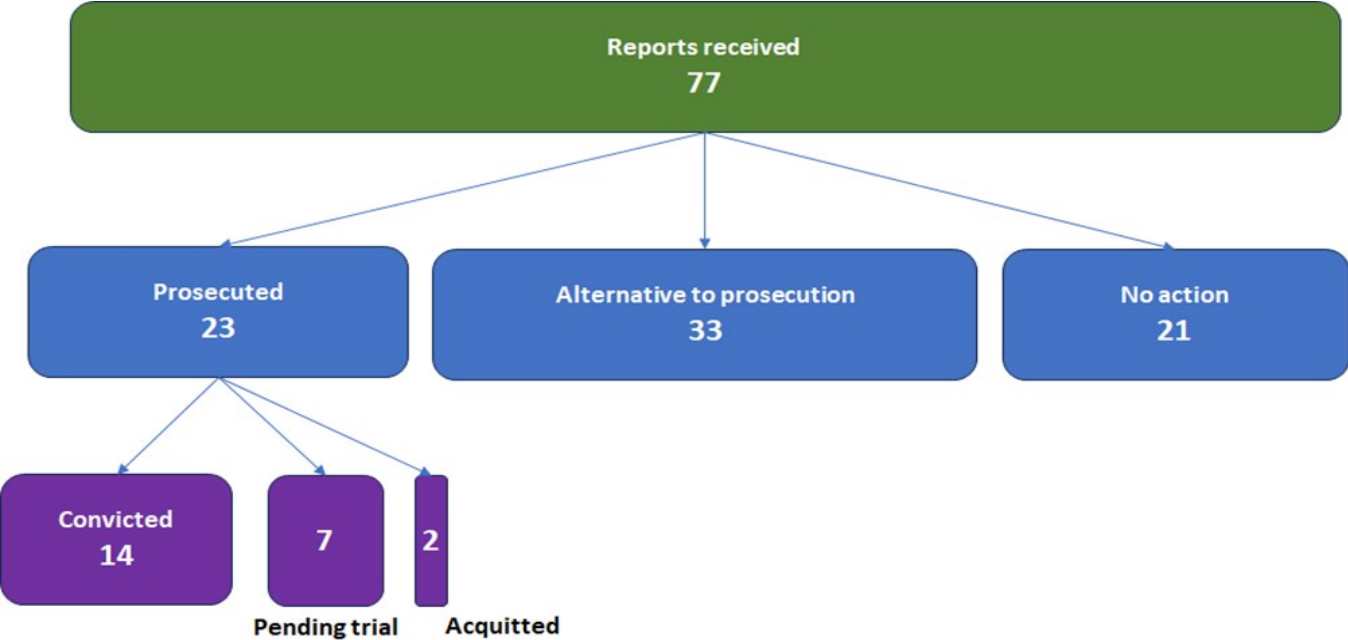
This worksheet contains one table. Some cells refer to notes which can be found on the Notes worksheet.

[Return to index](#)

<b>Species Offences Relate to</b>	<b>Number of Offences</b>
Fish poaching	23
Birds	16
Other wildlife	16
Hunting with dogs	11
Badgers	4
Deer	4
Other conservation	2
Cruelty to wild animals	1
<b>Total</b>	<b>77</b>

**Figure 4: Outcomes of all wildlife cases reported to COPFS in 2021-22**

[Return to index](#)



#### Figure 4: Outcomes of all wildlife cases reported to COPFS in 2021-22

Source: Crown Office and Procurator Fiscal Service

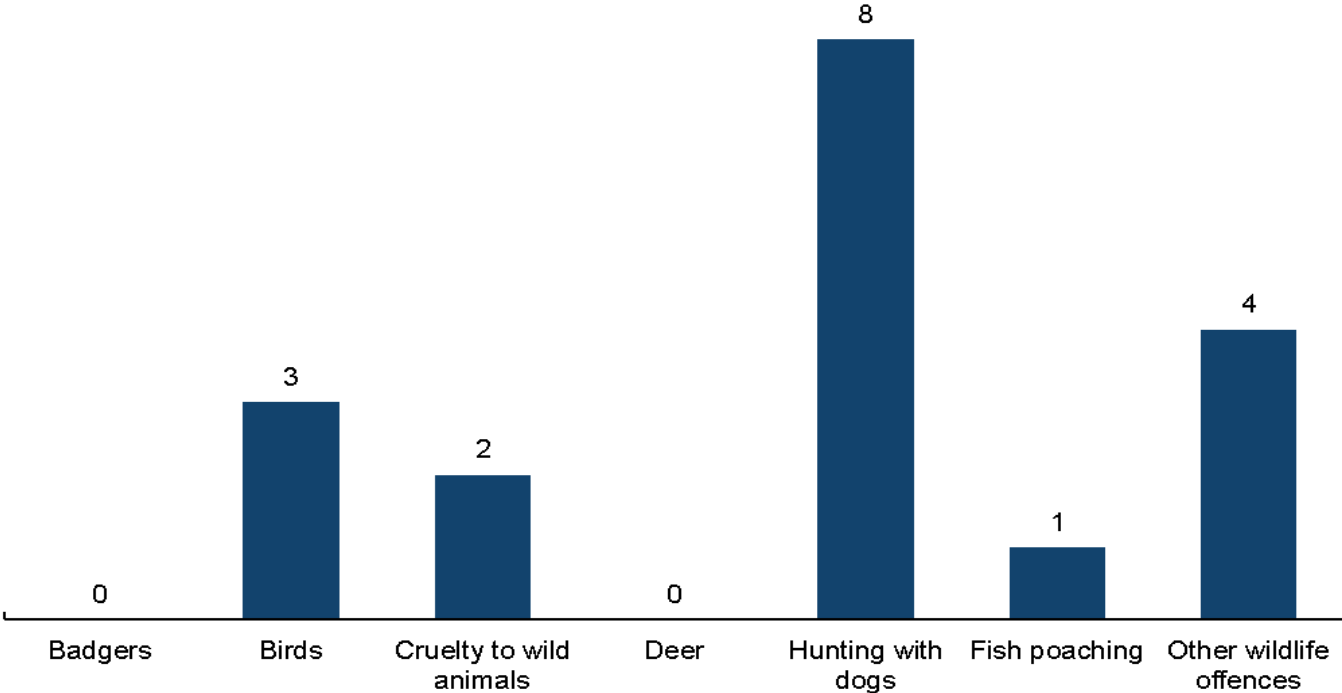
This worksheet contains one table. Some cells refer to notes which can be found on the Notes workshee

[Return to index](#)

<b>Outcome of Cases</b>	<b>Number of cases</b>
No action	21
Alternative to prosecution	33
Prosecuted	23
Prosecutions convicted	14
Prosecutions acquitted	2
Prosecutions pending trial	7
<b>Number of reports received</b>	<b>77</b>

**Figure 5 - People proceeded against in Scottish courts for wildlife crimes, 2021-22**

[Return to index](#)



## Figure 5 - People proceeded against in Scottish courts for wildlife crimes, 2021-22 [Note 2] [Note 3]

Source: Scottish Criminal Proceedings database

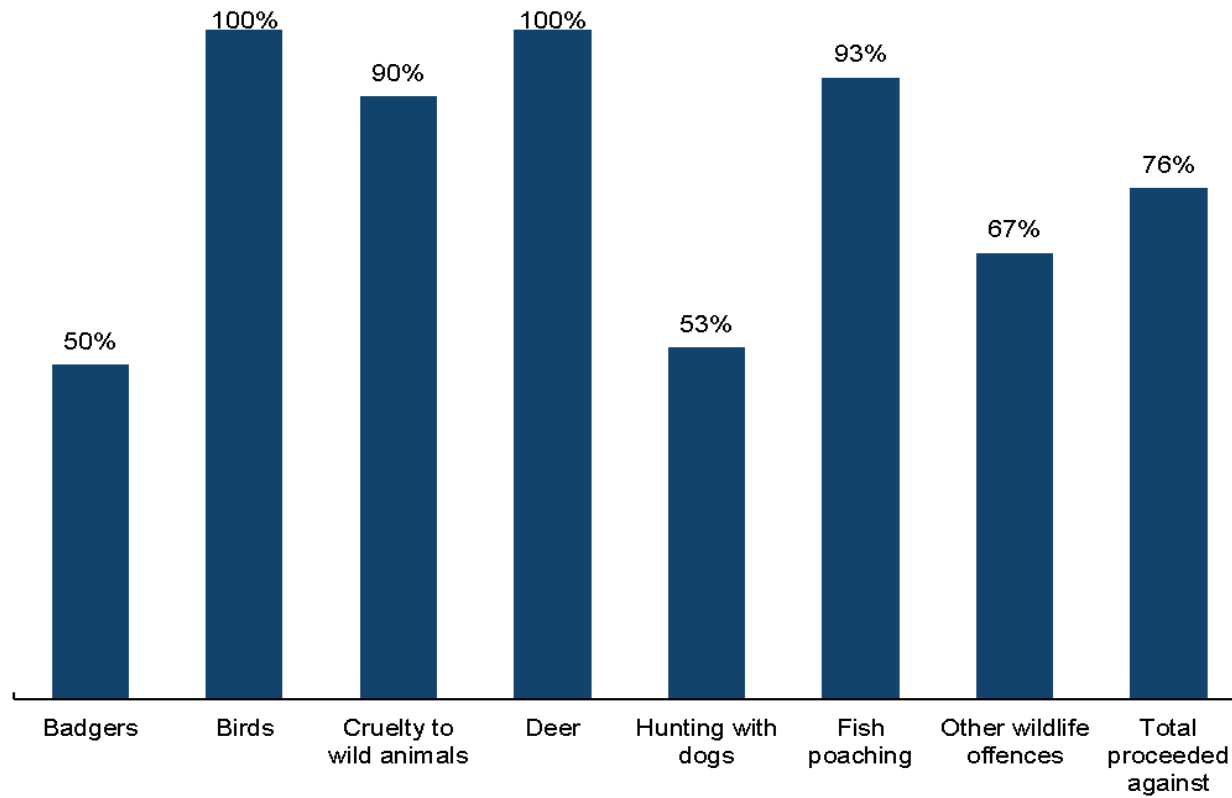
This worksheet contains one table. Some cells refer to notes which can be found on the Notes worksheet.

[Return to index](#)

<b>Species Offences Relate to</b>	<b>2021-22</b>
Badgers	0
Birds	3
Cruelty to wild animals	2
Deer	0
Hunting with dogs	8
Fish poaching	1
Other wildlife offences	4
<b>Total of people proceeded against</b>	<b>18</b>

**Figure 6: Conviction rates for all prosecutions in Scottish courts for wildlife crime from 2017-18 to 2021-22**

[Return to index](#)





**Figure 6: Conviction rates for all prosecutions in Scottish courts for wildlife crime from 2017-18 to 2021-22 [Note 2][Note 3][Note 4]**

Source: Scottish Criminal Proceedings database

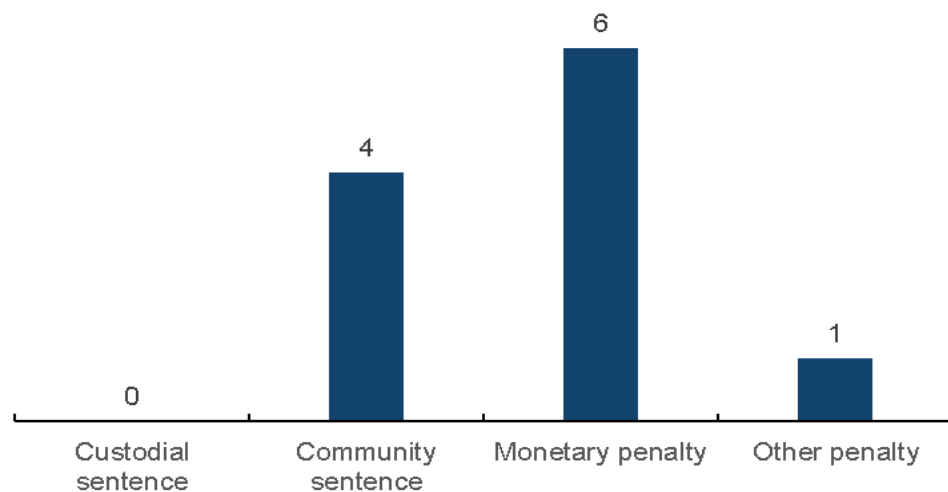
This worksheet contains one table. Some cells refer to notes which can be found on the Notes worksheet.

[Return to index](#)

<b>Species Offences Relate to</b>	<b>Total proceedings</b>	<b>Conviction rate</b>
Badgers	2	50%
Birds	12	100%
Cruelty to wild animals	10	90%
Deer	2	100%
Hunting with dogs	19	53%
Fish poaching	14	93%
Other wildlife offences	18	67%
<b>Total proceeded against</b>	<b>76</b>	<b>76%</b>

**Figure 7 - People with a charge proved for wildlife crimes in Scottish Courts, by main penalty, 2021-22**

[Return to index](#)



**Figure 7 - People with a charge proved for wildlife crimes in Scottish Courts, by main penalty, 2021-22 [Note 2][Note 3]**

Source: Scottish Criminal Proceedings database

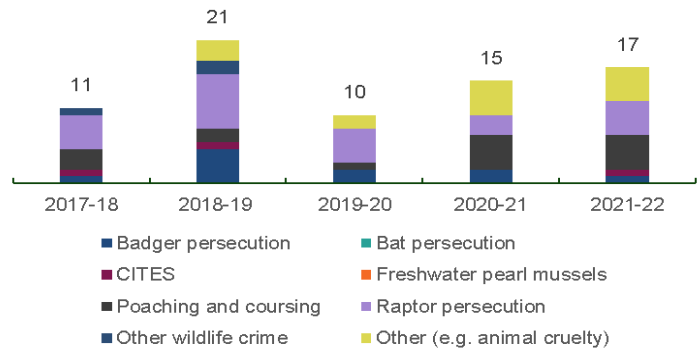
This worksheet contains one table. Some cells refer to notes which can be found on the Notes worksheet.

[Return to index](#)

<b>Main Penalty</b>	<b>2021-22</b>
Custodial sentence	0
Community sentence	4
Monetary penalty	6
Other penalty	1

**Figure 8: Wildlife Crime recorded by Science and Advice for Scottish Agriculture (SASA): Wildlife DNA Forensic Unit, 2017-18 to 2021-22**

[Return to index](#)



**Figure 8: Wildlife Crime recorded by Science and Advice for Scottish Agriculture (SASA): Wildlife DNA Forensic Unit, 2017-18 to 2021-22**

Source: Science and Advice for Scottish Agriculture (SASA) Wildlife DNA Forensic Unit

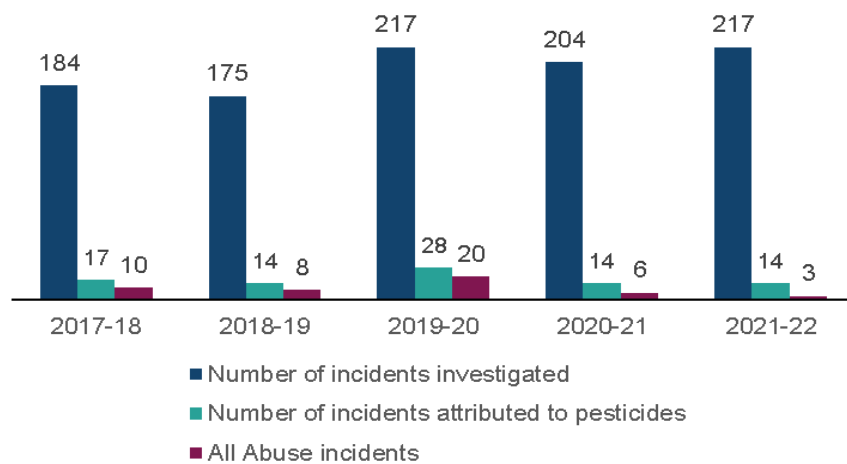
This worksheet contains one table. Some cells refer to notes which can be found on the Notes worksheet.

[Return to index](#)

<b>Offence Category</b>	<b>2017-18</b>	<b>2018-19</b>	<b>2019-20</b>	<b>2020-21</b>	<b>2021-22</b>
<b>Badger persecution</b>	1	5	2	2	1
<b>Bat persecution</b>	0	0	0	0	0
<b>CITES</b>	1	1	0	0	1
<b>Freshwater pearl mussels</b>	0	0	0	0	0
<b>Poaching and coursing</b>	3	2	1	5	5
<b>Raptor persecution</b>	5	8	5	3	5
<b>Other wildlife crime</b>	1	2	0	0	0
<b>Other (e.g. animal cruelty)</b>	0	3	2	5	5
<b>All Offences</b>	11	21	10	15	17

**Figure 9: Suspected animal poisoning incidents investigated by SASA Chemistry Branch: 2017-18 to 2021-22**

[Return to index](#)



### Figure 9: Suspected animal poisoning incidents investigated by SASA Chemistry Branch: 2017-18 to 2021-22

Source: Science and Advice for Scottish Agriculture (SASA) Wildlife DNA Forensic Unit

This worksheet contains one table. Some cells refer to notes which can be found on the Notes worksheet.

[Return to index](#)

Category of Incidents	2017-18	2018-19	2019-20	2020-21	2021-22
Number of incidents investigated [Note 5]	184	175	217	204	217
Number of incidents attributed to pesticides	17	14	28	14	14
All Abuse incidents	10	8	20	6	3

**Figure 10: Bird of prey poisonings, Scotland, 2017-18 to 2021-22**

[Return to index](#)





**Figure 10: Bird of prey poisonings, Scotland: Number of Birds of Prey Poisoned, 2017-18 to 2021-22 [Note 6]**

Source: Science and Advice for Scottish Agriculture (SASA) Wildlife DNA Forensic Unit

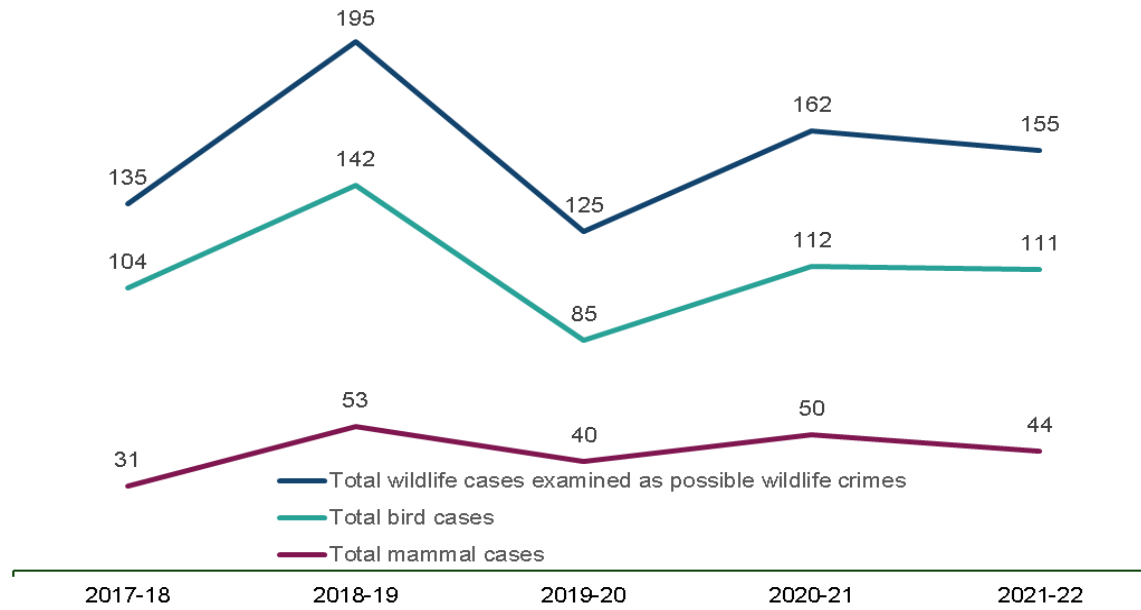
This worksheet contains one table. Some cells refer to notes which can be found on the Notes worksheet.

[Return to index](#)

Type of crime	2017-18	2018-19	2019-20	2020-21	2021-22	Total
Individual Raptors Poisoned	4	5	11	3	1	24
Poisoning Incidents	4	5	9	3	1	22

**Figure 11: Wildlife cases examined by SRUC Veterinary Services under advisory activity funding, 2017-18 to 2021-22**

[Return to index](#)



**Figure 11: Wildlife cases examined by SRUC Veterinary Services under advisory activity funding, 2017-18 to 2021-22**

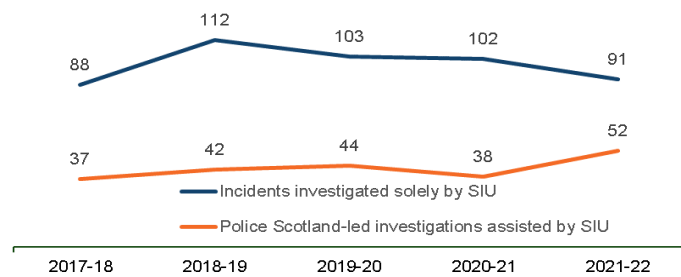
Source: Scotland's Rural College (SRUC) Veterinary Services

This worksheet contains one table. Some cells refer to notes which can be found on the Notes worksheet.

[Return to index](#)

<b>Wildlife Cases</b>	<b>Total wildlife cases examined as possible wildlife crimes</b>	<b>Total mammal cases</b>	<b>Total bird cases</b>
<b>2017-18</b>	135	31	104
<b>2018-19</b>	195	53	142
<b>2019-20</b>	125	40	85
<b>2020-21</b>	162	50	112
<b>2021-22</b>	155	44	111

**Figure 12: Wildlife crime investigations dealt with by Scottish Society for the Prevention of Cruelty to Animals - Special Investigation Unit (SIU), 2017-18 to 2021-22**  
[Return to index](#)



**Figure 12: Wildlife crime investigations dealt with by Scottish Society for the Prevention of Cruelty to Animals - Special Investigation Unit (SIU), 2017-18 to 2021-22**

Source: Scottish Society for the Prevention of Cruelty to Animals

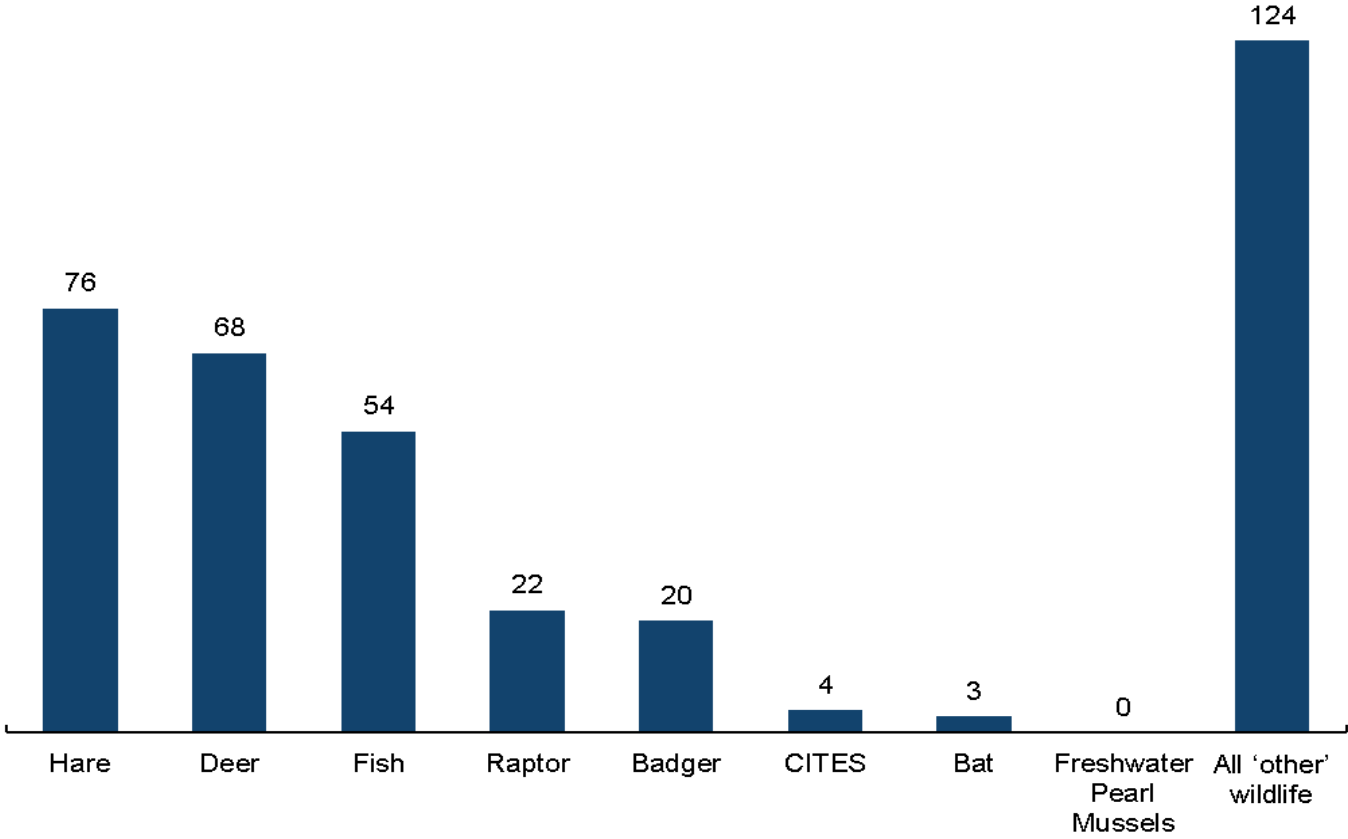
This worksheet contains one table. Some cells refer to notes which can be found on the Notes worksheet.

[Return to index](#)

Number of cases	Incidents investigated solely by SIU	Police Scotland-led investigations assisted by SIU	Total
2017-18	88	37	125
2018-19	112	42	154
2019-20	103	44	147
2020-21	102	38	140
2021-22	91	52	143

**Figure 13 - Scottish wildlife crime intelligence logs 2021-22**

[Return to index](#)



### Figure 13 - Scottish Wildlife Crime Intelligence Logs 2021-22

Source: Scottish Intelligence Database/National Wildlife Crime Unit (used with permission of Police Scotland)

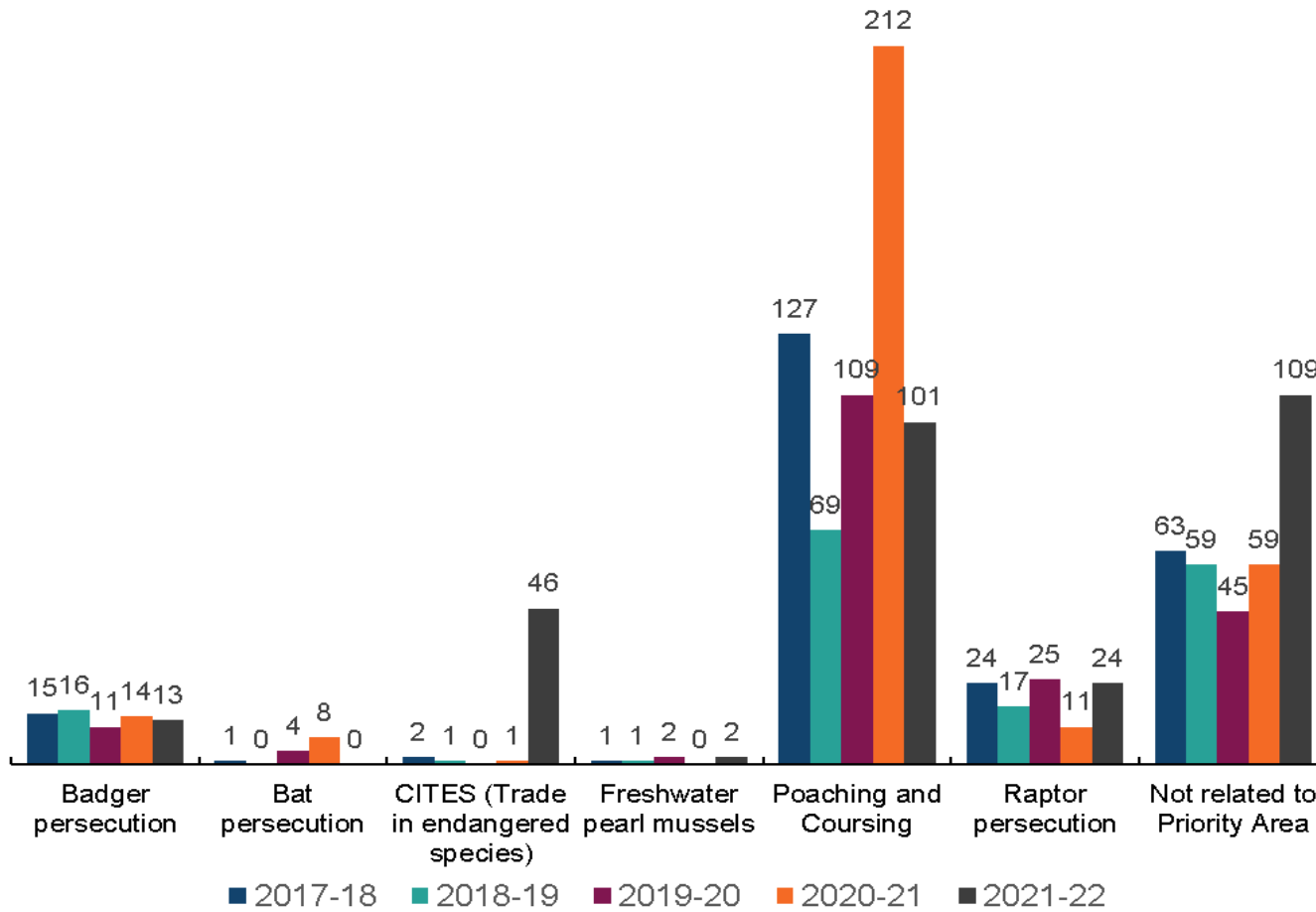
This worksheet contains one table. Some cells refer to notes which can be found on the Notes worksheet.

[Return to index](#)

<b>Keyword</b>	<b>Intelligence logs</b>
Hare	76
Deer	68
Fish	54
Raptor	22
Badger	20
CITES	4
Bat	3
Freshwater Pearl Mussels	0
All 'other' wildlife	124
<b>Total</b>	<b>371</b>

**Figure 14 - Police Scotland offence data by Wildlife Priority Area: 2017-18 to 2021-22 [Note 7]**

[Return to index](#)





**Figure 14 - Police Scotland offence data by Wildlife Priority Area: 2017-18 to 2021-22 [Note 7]**

Source: Police Scotland

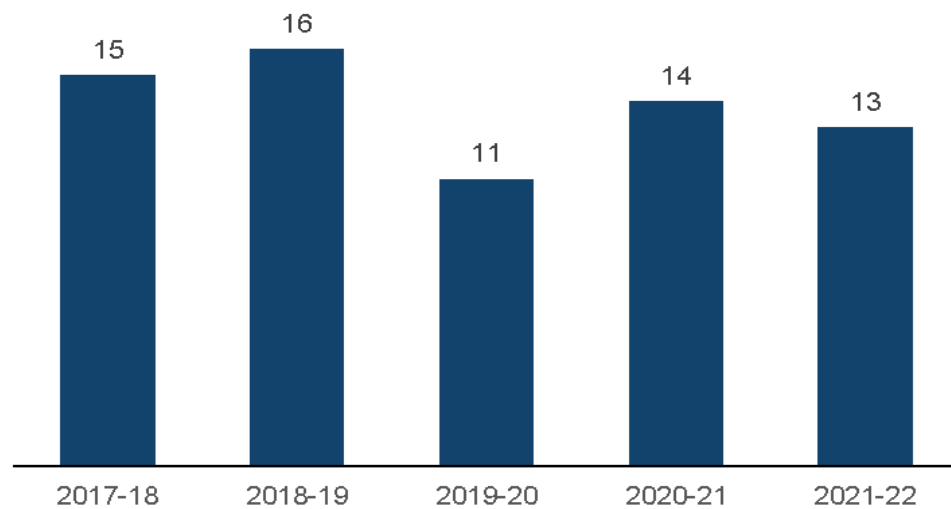
This worksheet contains one table. Some cells refer to notes which can be found on the Notes worksheet.

[Return to index](#)

Type of crime	Badger persecution	Bat persecution	CITES (Trade in endangered species) [Note 8]	Freshwater pearl mussels	Poaching and Coursing	Raptor persecution	Not related to Priority Area
2017-18	15	1	2	1	127	24	63
2018-19	16	0	1	1	69	17	59
2019-20	11	4	0	2	109	25	45
2020-21	14	8	1	0	212	11	59
2021-22	13	0	46	2	101	24	109

**Figure 15: Police Scotland offence data for badger persecution 2017-18 to 2021-22 [Note 7]**

[Return to index](#)



### Figure 15: Police Scotland offence data for badger persecution 2017-18 to 2021-22 [Note 7]

Source: Police Scotland

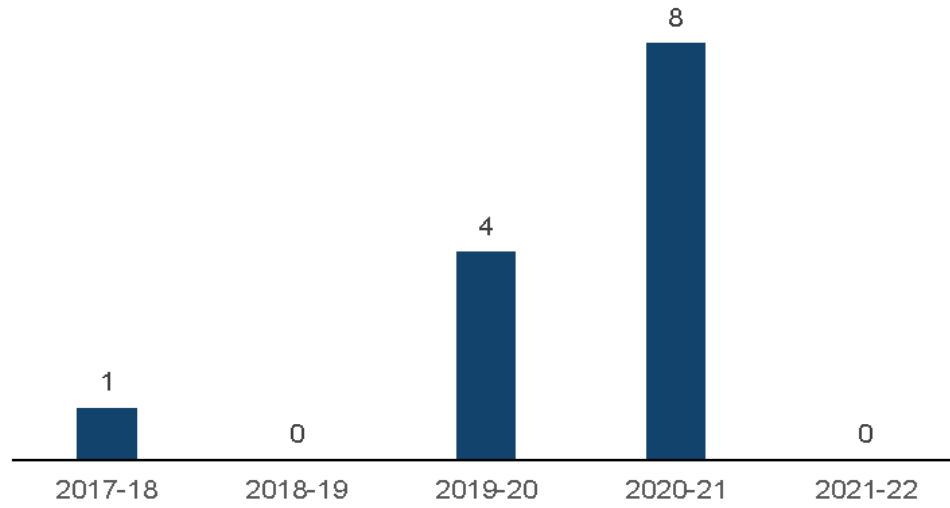
This worksheet contains one table. Some cells refer to notes which can be found on the Notes worksheet.

[Return to index](#)

Type of crime	2017-18	2018-19	2019-20	2020-21	2021-22
Badger persecution	15	16	11	14	13

**Figure 16: Police Scotland offence data for bat persecution 2017-18 to 2021-22**

[Return to index](#)



## Figure 16: Police Scotland offence data for bat persecution 2017-18 to 2021-22

Source: Police Scotland

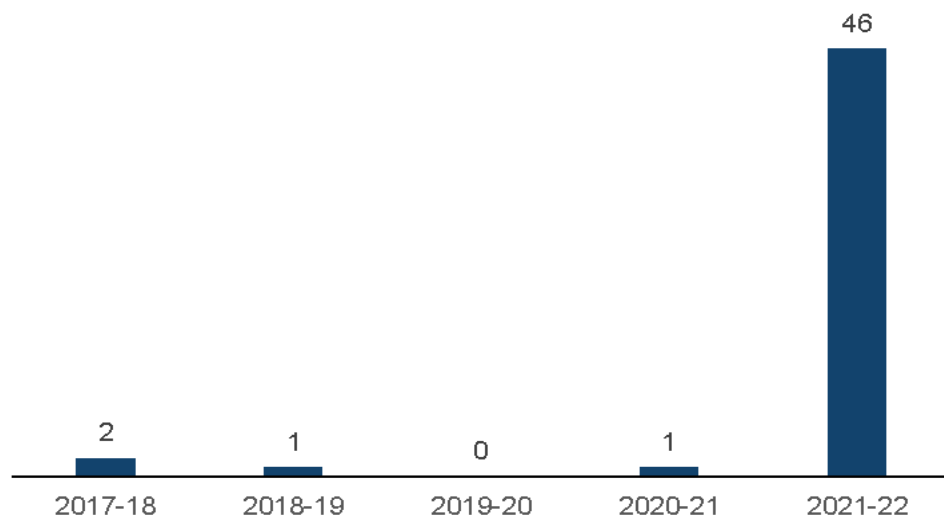
This worksheet contains one table. Some cells refer to notes which can be found on the Notes worksheet.

[Return to index](#)

Type of crime	2017-18	2018-19	2019-20	2020-21	2021-22
Bat persecution	1	0	4	8	0

**Figure 17: Police Scotland offence data for CITES (Trade in Endangered Species) 2017-18 to 2021-22**

[Return to index](#)



### Figure 17: Police Scotland offence data for CITES (Trade in Endangered Species) 2017-18 to 2021-22

Source: Police Scotland

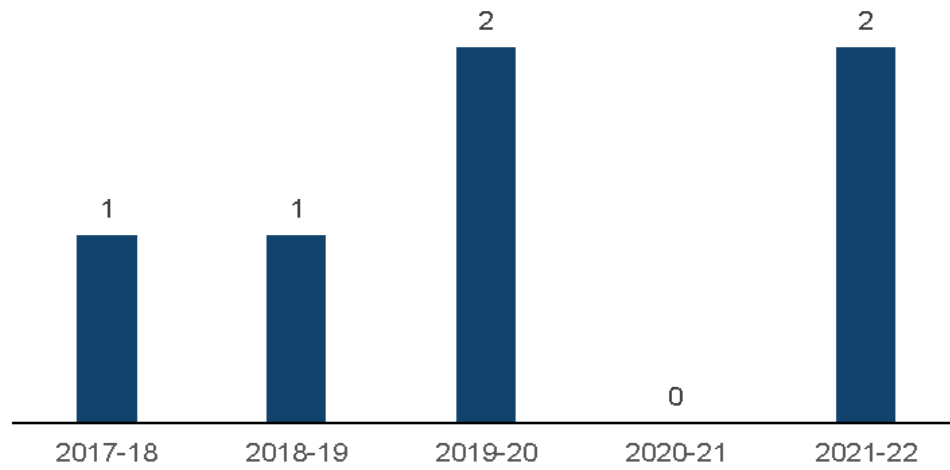
This worksheet contains one table. Some cells refer to notes which can be found on the Notes worksheet.

[Return to index](#)

Type of crime	2017-18	2018-19	2019-20	2020-21	2021-22 [Note 8]
CITES (Trade in Endangered Species)	2	1	0	1	46

**Figure 18: Police Scotland offence data for Freshwater Mussels 2017-18 to 2021-22**

[Return to index](#)





### Figure 18: Police Scotland offence data for Freshwater Mussels 2017-18 to 2021-22

Source: Police Scotland

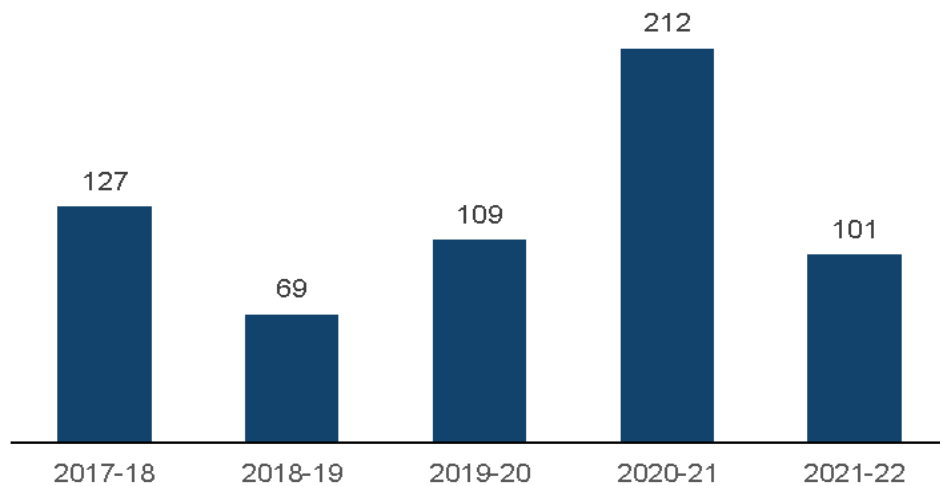
This worksheet contains one table. Some cells refer to notes which can be found on the Notes worksheet.

[Return to index](#)

Type of crime	2017-18	2018-19	2019-20	2020-21	2021-22
Freshwater Mussels	1	1	2	0	2

**Figure 19: Police Scotland offence data for Poaching and coursing offences, 2017-18 to 2021-22**

[Return to index](#)



### Figure 19: Police Scotland offence data for Poaching and coursing offences, 2017-18 to 2021-22

Source: Police Scotland

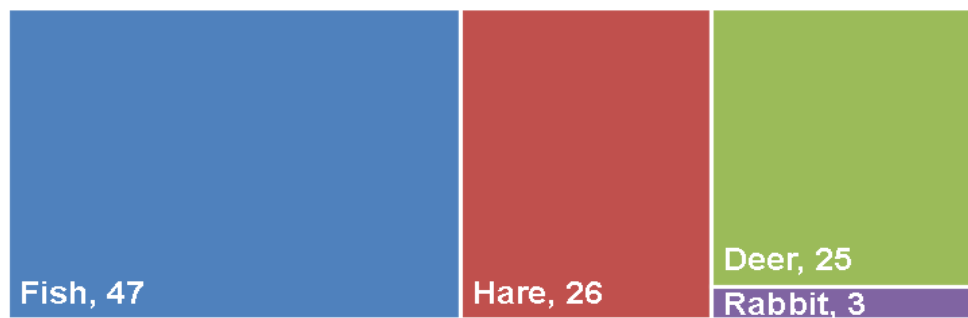
This worksheet contains one table. Some cells refer to notes which can be found on the Notes worksheet.

[Return to index](#)

Type of crime	2017-18	2018-19	2019-20	2020-21	2021-22
Poaching and coursing	127	69	109	212	101

**Figure 20: Police Scotland offence data for Poaching and coursing offences, 2017-18 to 2021-22**

[Return to index](#)



## Figure 20: Police Scotland offence data for Poaching and Coursing offences, 2021-22

Source: Police Scotland

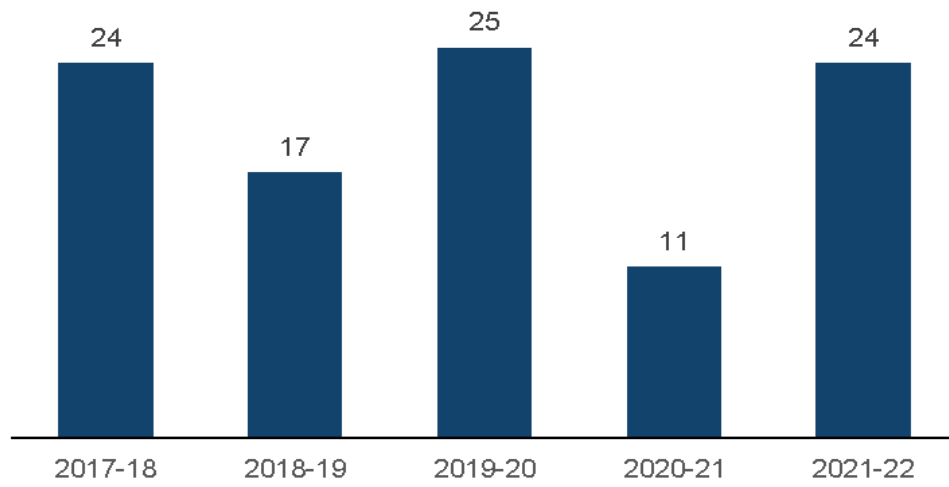
This worksheet contains one table. Some cells refer to notes which can be found on the Notes worksheet.

[Return to index](#)

Target Species	Poaching Coursing Offences
Fish	47
Hare	26
Deer [Note 9]	25
Rabbit	3
Total	101

**Figure 21: Recorded Bird of prey offences 2017-18 to 2021-22**

[Return to index](#)



## Figure 21: Recorded Bird of prey offences 2017-18 to 2021-22

Source: Police Scotland

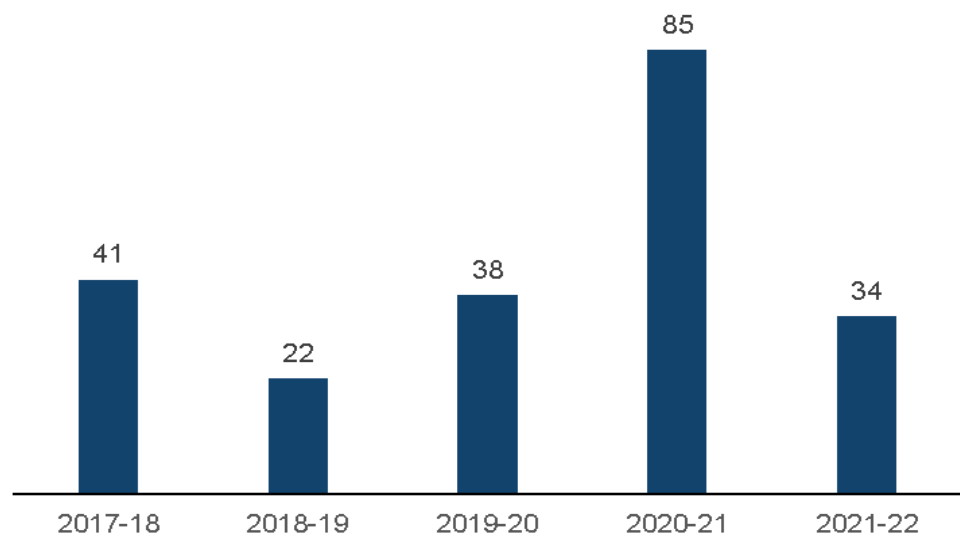
This worksheet contains one table. Some cells refer to notes which can be found on the Notes worksheet.

[Return to index](#)

Category of Species	2017-18	2018-19	2019-20	2020-21	2021-22
Bird of Prey Offences	24	17	25	11	24

**Figure 22: Recorded Hunting with dogs offences 2017-18 to 2021-22**

[Return to index](#)





## Figure 22: Recorded Hunting with dogs offences 2017-18 to 2021-22

Source: Police Scotland

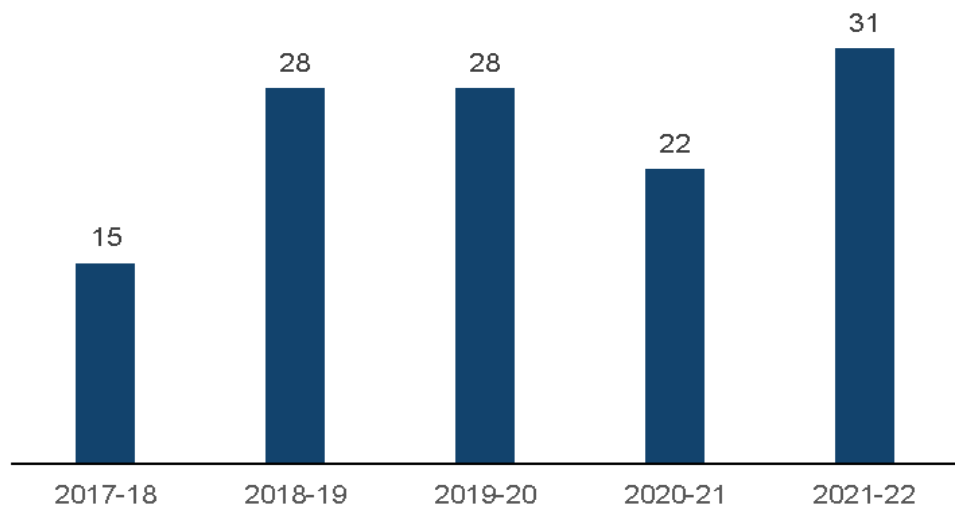
This worksheet contains one table. Some cells refer to notes which can be found on the Notes worksheet.

[Return to index](#)

Type of crime	2017-18	2018-19	2019-20	2020-21	2021-22
Hunting with dogs	41	22	38	85	34

**Figure 23: Recorded Trapping and snaring offences 2017-18 to 2021-22**

[Return to index](#)



### Figure 23: Recorded Trapping and snaring offences 2017-18 to 2021-22

Source: Police Scotland

This worksheet contains one table. Some cells refer to notes which can be found on the Notes worksheet.

[Return to index](#)

Category of Species	2017-18	2018-19	2019-20	2020-21	2021-22
Trapping and snaring	15	28	28	22	31