

Justice Analytical Services Coronavirus (COVID-19) Data Report

June 2020 edition

July 2020

Summary

This pack provides information on the impact of COVID-19 on the Justice system during June 2020. Data has been gathered from a number of different sources and may be subject to future revision.

Public compliance

This pack includes information on COVID-19 related interventions undertaken by Police Scotland. In addition to this, information on the public's compliance with measures to help restrict the spread of COVID-19 is collected from surveys of the population. Findings from these surveys can be found in the [Public Attitudes to Coronavirus: May report](#).

Overall, self-reported compliance was high and had remained stable through May, albeit with falls in the latest survey wave.

Police activity

Recorded crime was 9% lower over April to June compared to last year.

The number of incidents remain below 2019 levels.

Domestic abuse incidents were 9% higher in June 2020 compared to last year.

Coronavirus interventions were down by more than a third between May and June.

Crown Office and Procurator Fiscal Service (COPFS), Courts & Prisons

Subjects given a First Substantive Marking by COPFS are returning to 19-20 levels.

Since lockdown, average numbers of criminal registrations in all types of court are lower than 19-20 averages.

Initiations and disposals in the civil court remain below 19-20 levels.

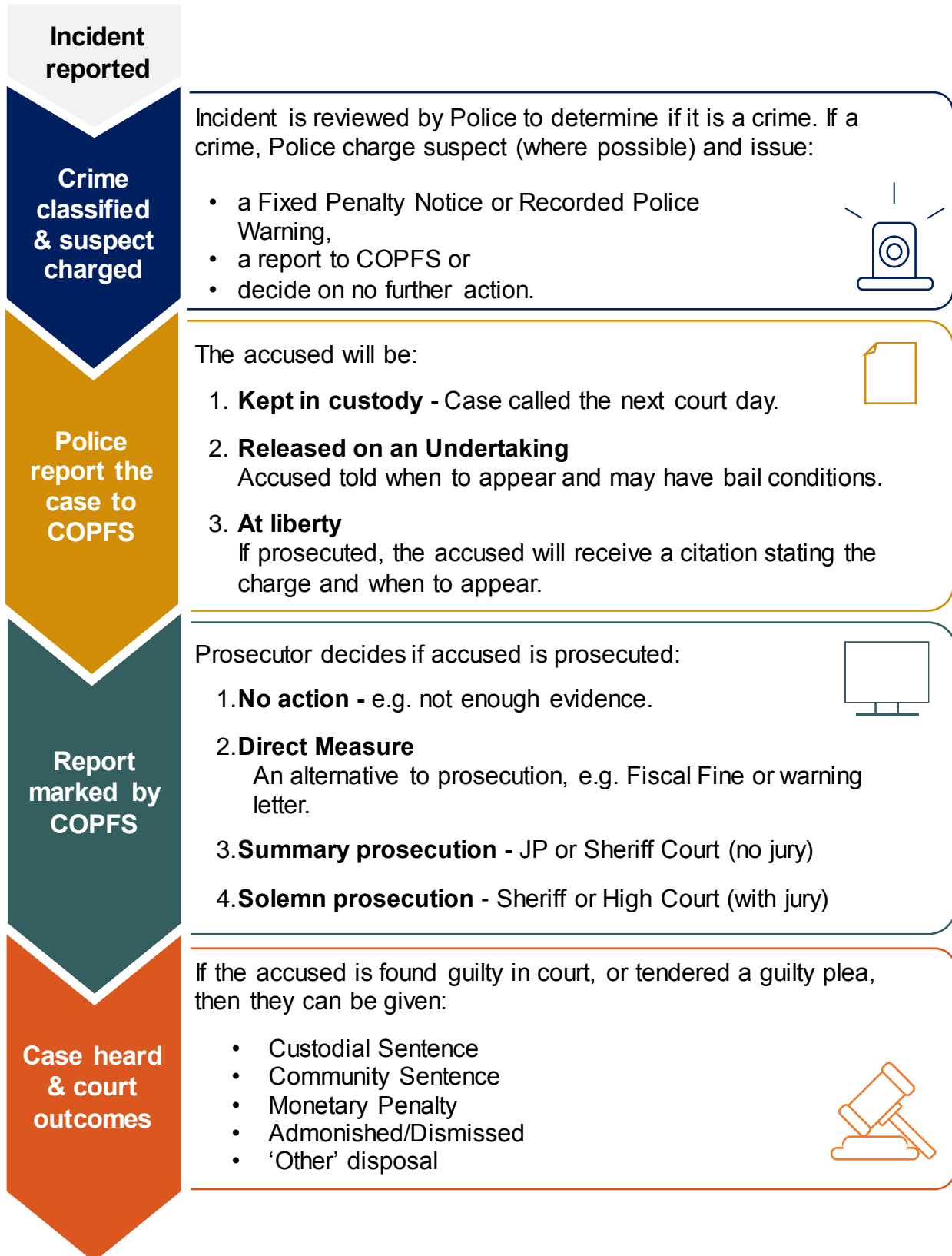
Prison populations have decreased as court business has abated.

The number on remand continues to grow.

Contents

Summary.....	2
How crime flows through the Crown Office (COPFS) and the Courts (SCTS).....	4
Police Scotland	5
101 and 999 call volumes	5
Incidents recorded	6
Recorded Crime in Scotland: June 2020	7
Recorded Crime in Scotland*: April to June 2020.....	9
Coronavirus legislation intervention activity	11
Police Recorded Domestic Abuse Incidents	13
Crown Office and Procurator Fiscal Service (COPFS).....	15
Reports received by COPFS	15
First substantive marking	16
Subjects marked for court	17
Subjects not marked for court.....	18
Scottish Courts and Tribunals Service (SCTS)	19
Current Operational Guidelines.....	19
Criminal Registered & Scheduled Trials	19
Criminal Disposals.....	20
Sheriff Court Civil Case Volumes.....	21
Case initiations and disposals	21
Focus on case types	22
Prisons.....	23
Prison population.....	23
Early release of prisoners	24
Sources and further information.....	25

How crime flows through the Crown Office (COPFS) and the Courts (SCTS)

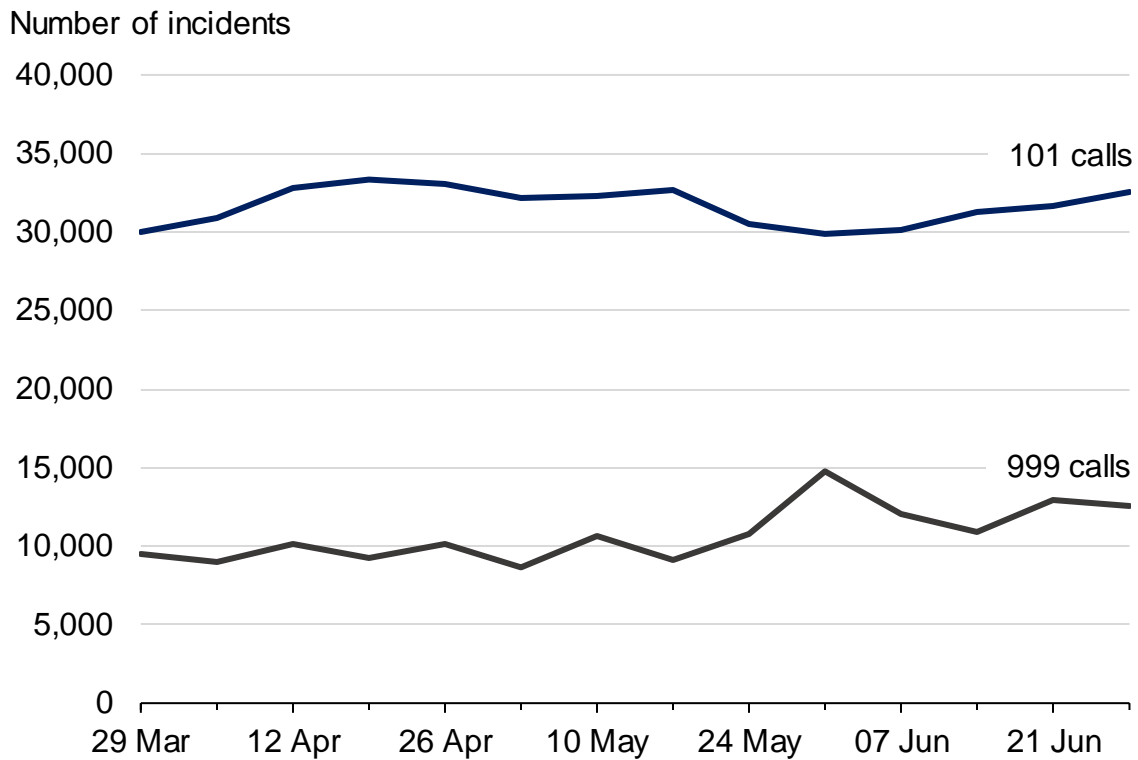


Police Scotland

101 and 999 call volumes

Weekly 999 & 101 calls have remained broadly stable in recent weeks

In the week ending 28th June there were 45,059 calls. The number of 999 calls was generally higher in June than April.



Combined, calls were up 1% on the previous week:

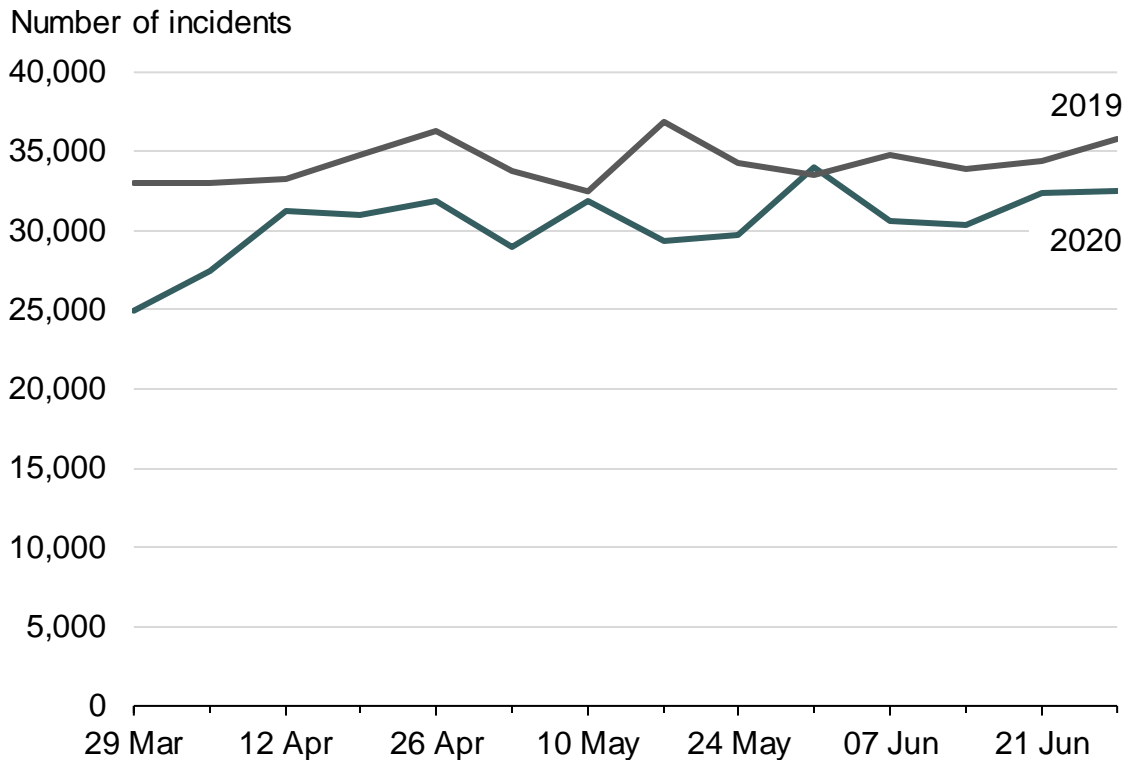
In the week ending:	101 calls	999 calls	Total
21 st June 2020	31,721	12,963	44,675
28 th June 2020	32,509	12,550	45,059

Police Scotland

Incidents recorded

Weekly incident numbers remain below 2019 levels

Scotland entered Phase 2 of its route map on 28th May. There was an increase in incidents during that week (w/e Sunday 31st May). Incidents remained below 2019 levels in the weeks that followed.



In the week ending 28th June:

32,523

incidents recorded



Down 9% compared to an equivalent week in 2019 (35,837 incidents)

A full breakdown of calls & incident volumes is available from:

<https://www.scotland.police.uk/about-us/covid-19-policescotlandresponse/enforcement-and-response-data>

Police Scotland

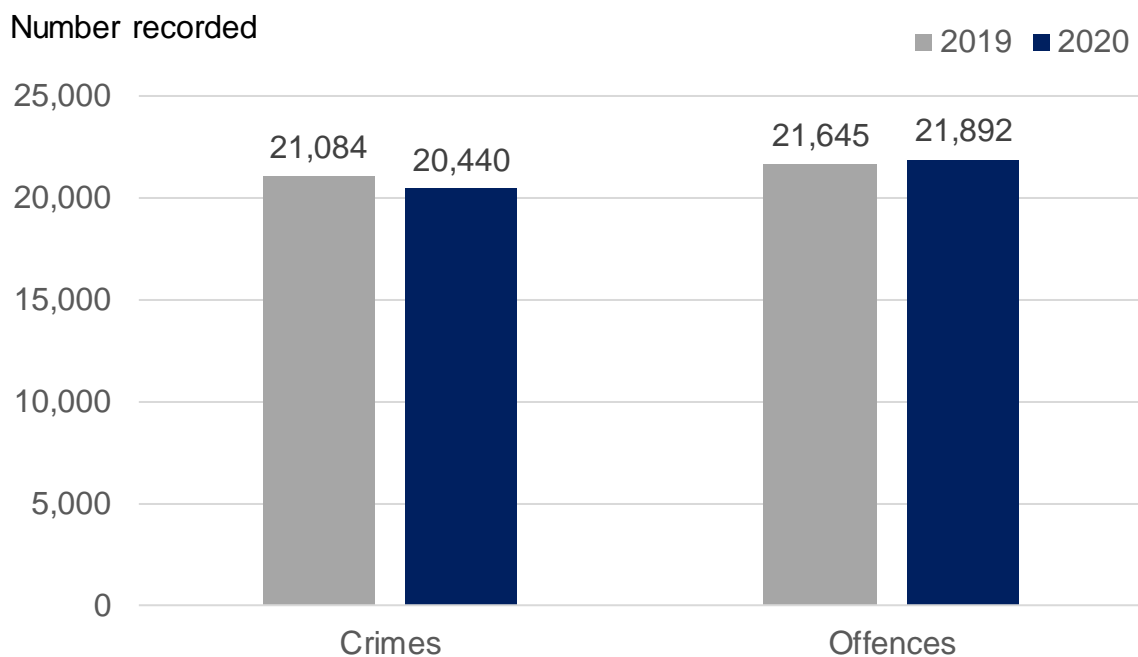
Recorded Crime in Scotland: June 2020

The data below comes from the monthly Official Statistics on crimes and offences recorded by the police in Scotland during the COVID-19 pandemic.

The recorded crime figures presented below exclude crimes recorded under the coronavirus legislation. For more information, please see [Recorded Crime in Scotland: June 2020](#).

Crime in 2020 remains below 2019 levels

The number of crimes recorded in June 2020 was 3% lower than in June 2019, while the number of offences was 1% higher than in June 2019.

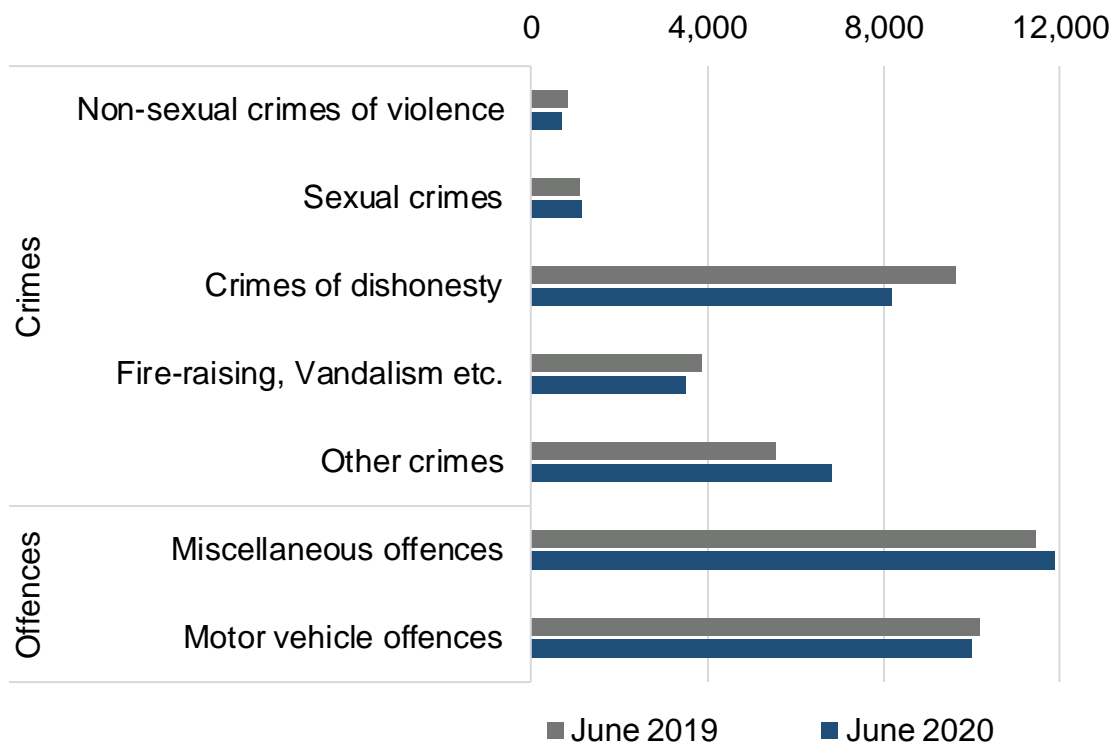


Police Scotland

Since last year, four crime and offence groups have seen a reduction while the other three are at higher levels.

Other crimes were 22% higher (or 1,238 crimes). Driven by rises in Crimes against public justice (up 41%, or 670 crimes) and Drugs crimes (up 16%, or 493 crimes).

Sexual crimes were also higher (5%, or 61 crimes), due to a rise in Other sexual crimes which increased 33% (or 161 crimes).



Police Scotland

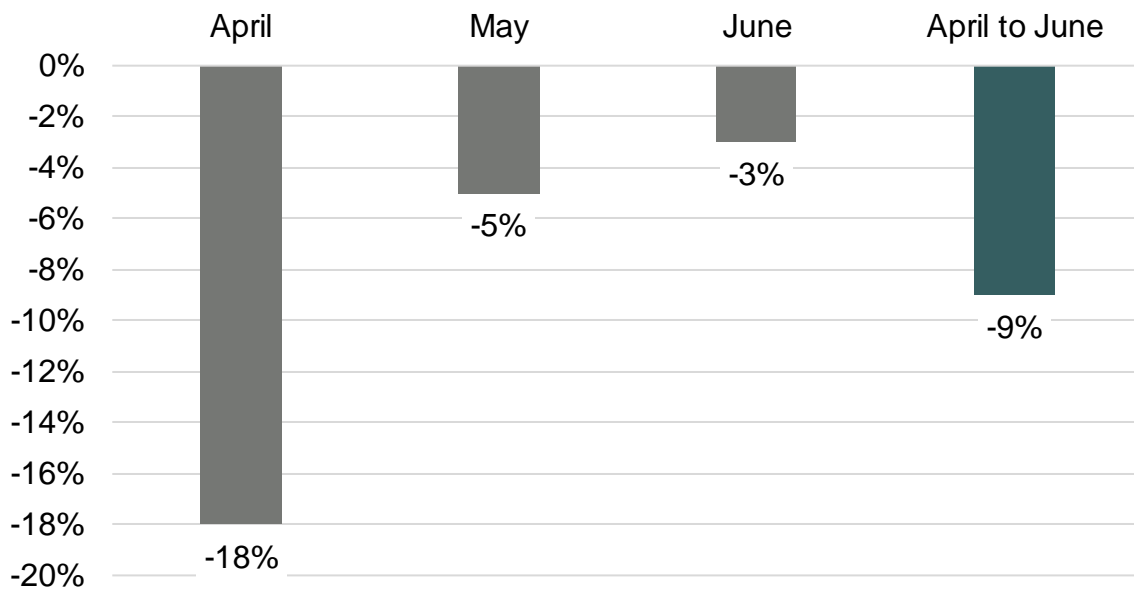
Recorded Crime in Scotland*: April to June 2020

Since April 2020, crime is returning to similar levels to that of 2019

Over April to June 2020, the volume of crime recorded by the police may be returning to similar levels as seen in 2019

Across this period 58,198 crimes were recorded. This was 9% lower than April to June last year (63,800 crimes recorded).

Percentage change in recorded crime compared to 2019



*The recorded crime figures presented here exclude crimes recorded under the new coronavirus legislation.

Police Scotland

The biggest drivers of the reduction were Shoplifting, Vandalism etc. and Other theft

The biggest drivers of the 9% reduction over April to June (by volumes) were:

Shoplifting
↓ 42% (or 3,526 crimes)

Vandalism etc.
↓ 20% (or 2,299 crimes)

Other theft
↓ 21% (or 2,297 crimes)

The biggest increases of this period were in:

Crimes against public justice
↑ 37% (or 1,782 crimes)

Fraud
↑ 62% (or 1,564 crimes)

The [Changes in levels of recorded fraud section](#) in the latest bulletin provides further background on what may be contributing to this change.

Police Scotland

Coronavirus legislation intervention activity

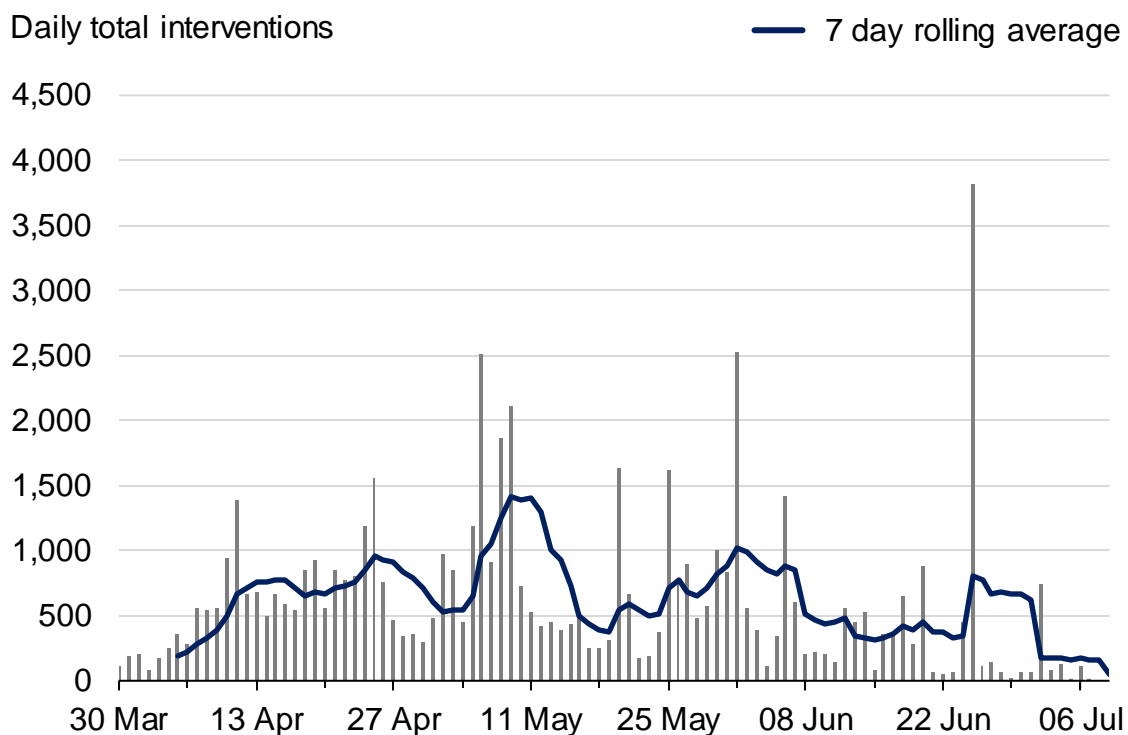
This information is drawn from Police Scotland's 'Coronavirus Interventions' application, which relies on manual input from Police Officers. Due to this manual input, this figures should be viewed as indicative only.

This system currently provides the broadest picture of the differing levels of co-operation experienced by Police across Scotland.

The use of interventions have fallen since last month

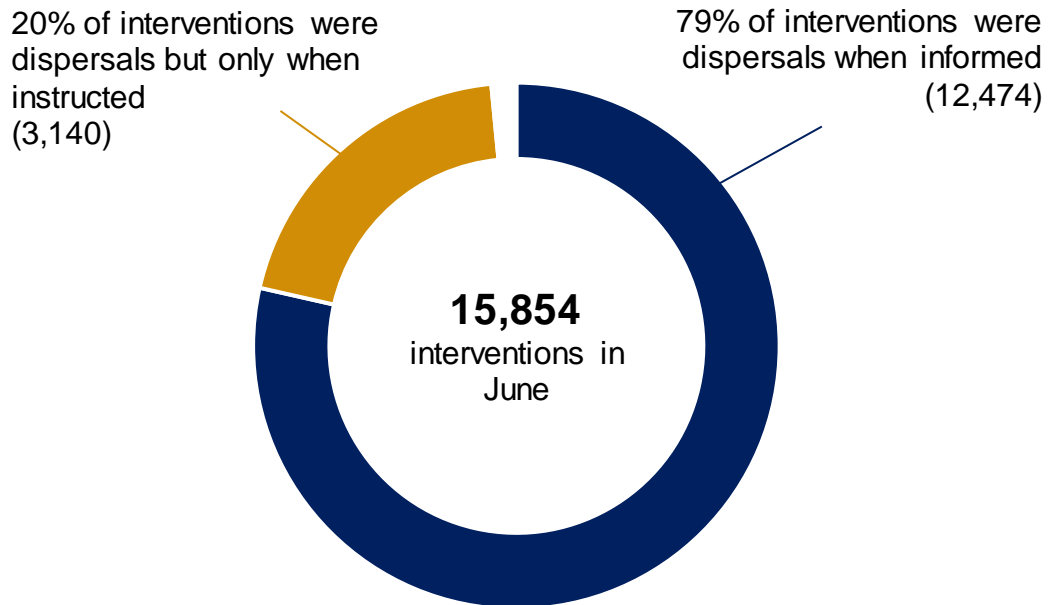
Total use of interventions is down by more than a third (36%) since the previous month.

A large spike in interventions was seen on 25th June, following a large scale disturbance in Kelvingrove Park.



Police Scotland

In June, almost all interventions made were dispersals. This remains consistent with previous months.



Of the remaining 2% of interventions:

- 70 were dispersed using reasonable force
- 138 were issued a Fixed Penalty Notice (FPN)
- 32 were arrested

A full breakdown of interventions is available from Police Scotland:

<https://www.scotland.police.uk/about-us/covid-19-policescotlandresponse/enforcement-and-response-data>

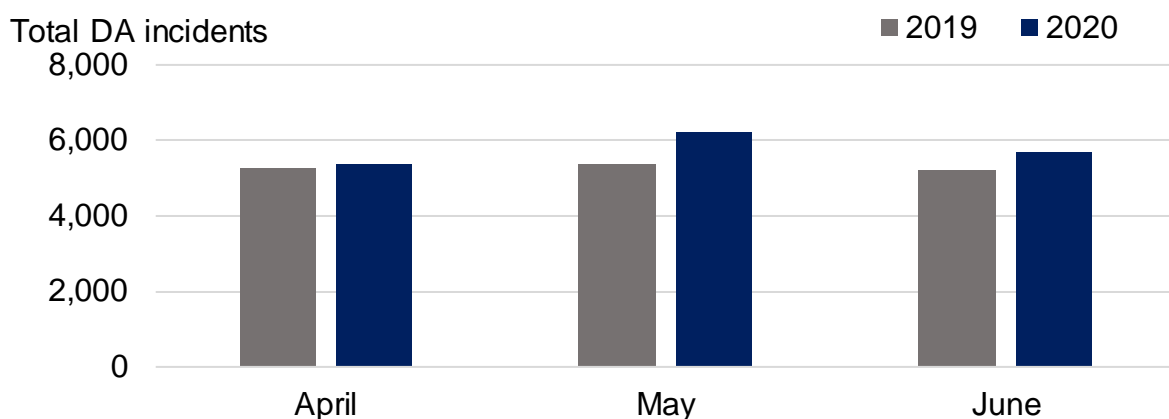
Police Scotland

Police Recorded Domestic Abuse Incidents

The number of Domestic Abuse incidents recorded in June 2020 was above the level seen in 2019.

These updates (including the proportion with a crime or offence) will be reflected in future editions of the Official Statistics on Domestic Abuse in Scotland. The next edition will cover the 2019-20 reporting year.

Looking cumulatively across April to June 2020, incidents were also 9% higher than the equivalent period in 2019.



In June 2020:

5,691

Domestic incidents recorded



Up 9% since last year
(5,209 incidents)

In April to June 2020:

17,252

Domestic incidents recorded



Up 9% since last year
(15,852 incidents)

The proportion of April to June 2020 incidents that include the recording of at least one crime or offence was 42.4%. [Police Scotland's Management Information Report](#) suggests an equivalent figure of 43.9% for 2019-20.


In addition to the above, separate figures on crimes recorded under the Domestic Abuse (Scotland) Act 2018 are available from the Recorded Crime in Scotland monthly Official Statistics. There were 370 such crimes recorded by the police in April to June 2020, compared to 425 during the equivalent period in 2019 (down 13%).

Police Scotland

Police Recorded Domestic Abuse Incidents per 10,000 population

Across Scotland as a whole the police recorded 32 domestic abuse incidents per 10,000 population during April to June 2020.

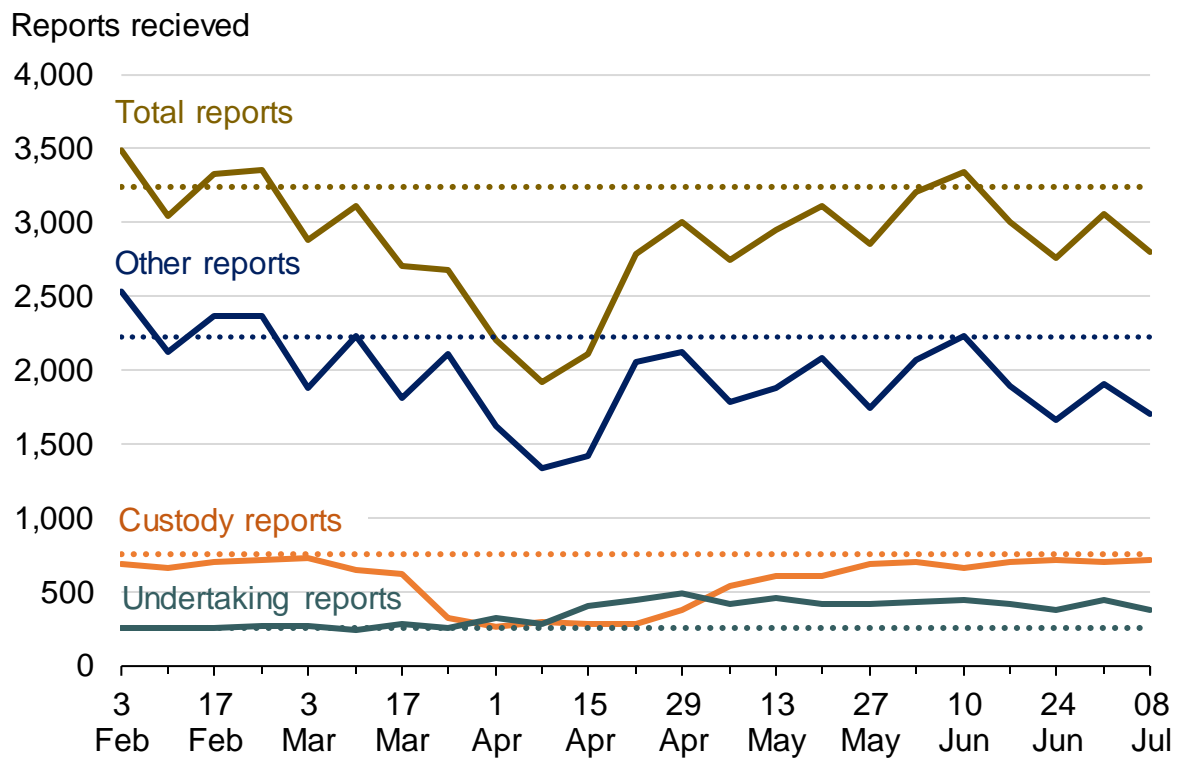
The local authorities with the highest rates were Dundee City (44), Clackmannanshire (42), West Lothian (40) and City of Glasgow (40).



Crown Office and Procurator Fiscal Service (COPFS)

Reports received by COPFS

The total number of reports received by COPFS decreased at lockdown. Numbers have increased in recent weeks but have mostly remained below last year's average levels (dashed lines).



Undertaking reports



Consistently higher than 2019-20 levels

Custody reports



Similar to 2019-20 levels

Crown Office and Procurator Fiscal Service (COPFS)

First substantive marking

(FSM, flow out from COPFS weekly), interim & unmarked cases (COPFS stock of cases)

Fiscal Week beginning 06 July	19-20 weekly average	Weekly average since lockdown	% of 19-20 average
First Substantive Marking	3,445	3,009	87%
Interim Marking	2,971	3,513	118%
Unmarked	16,477	11,225	68%

FSM Reports



Returning to 2019-20 levels

Unmarked

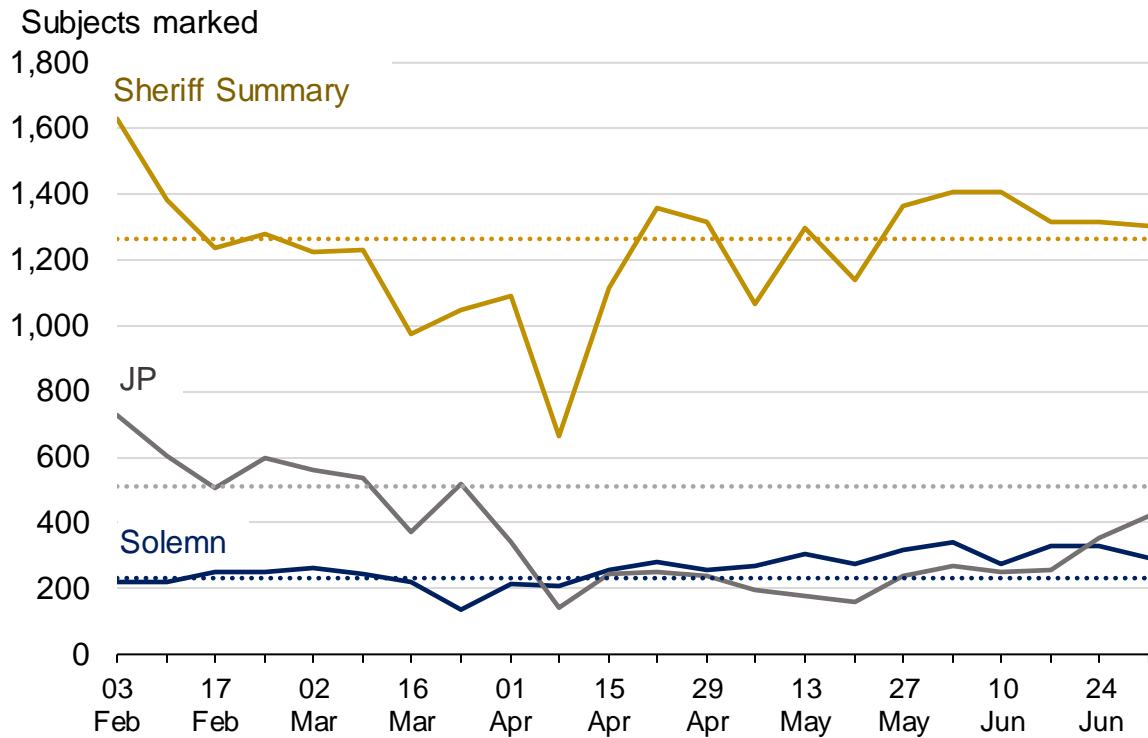


Around a third lower than last year.

Crown Office and Procurator Fiscal Service (COPFS)

Subjects marked for court

The type of court proceedings appropriate for a case depends on the nature of the crimes or offences involved. The most serious crimes are marked for solemn proceedings, whilst less serious crimes and offences will be marked for the JP court.



The number of people marked for proceedings in:

Solemn & Sheriff Summary Court – is higher than 19-20 average levels

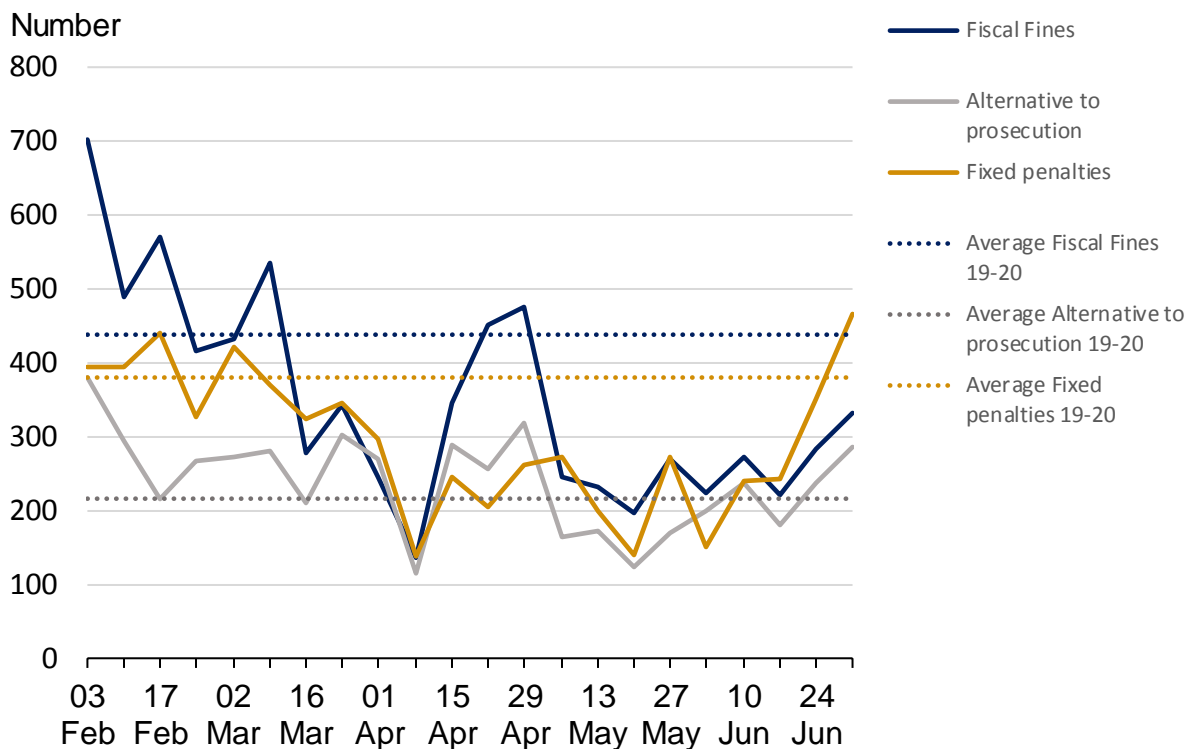
JP Court – is increasing to 19-20 average levels

Lower numbers of JP markings in lockdown may reflect the reduction in low level crimes and offences detected by the Police during this time.

Crown Office and Procurator Fiscal Service (COPFS)

Subjects not marked for court

Fiscal fine limits were increased as part of the Coronavirus (Scotland) Act 2020. Overall, numbers of subjects receiving a Fiscal Fine have generally remained below 19-20 average levels (dotted lines) since lockdown.



All types of non court disposals have increased in recent weeks.

The number of subjects marked no action remains around 19-20 average levels.

Source: COPFS - Internal Management Information.

Scottish Courts and Tribunals Service (SCTS)

Current Operational Guidelines

With the exception of custody courts, which remain at the 16 Hub courts, all business returned to their own courts w/c 15 June.

Custody trials remain a priority. Where practicable, non-custody trial courts will be programmed to allow the acceleration of cases administratively adjourned during lockdown. All undertakings will attend local courts.

Criminal Registered & Scheduled Trials

Currently, all types of criminal court registrations are lower than 19-20 average figures but are increasing weekly. High court registrations are returning to 19-20 levels.

18,390 estimated trials outstanding prior to lockdown

20,910 criminal registrations since lockdown of which **148** were **COVID-19** related

Cases Registered	19-20 weekly average	Weekly average since lockdown	Change to 19-20 weekly average	Outstanding trials pre lockdown (Approx.)
Indictments				
High Court	20	18	-2 (-10%)	390
Sheriff Court	105	81	-24 (-23%)	500
Complaints				
Sheriff Court	1,254	861	-393 (-31%)	14,000
JP Court	640	348	-292 (-46%)	3,500

Scottish Courts and Tribunals Service (SCTS)

Criminal Disposals

All disposal types are lower than 19-20 monthly averages.

The most common disposal in lockdown is **Fine etc.**

To 30 June 2020

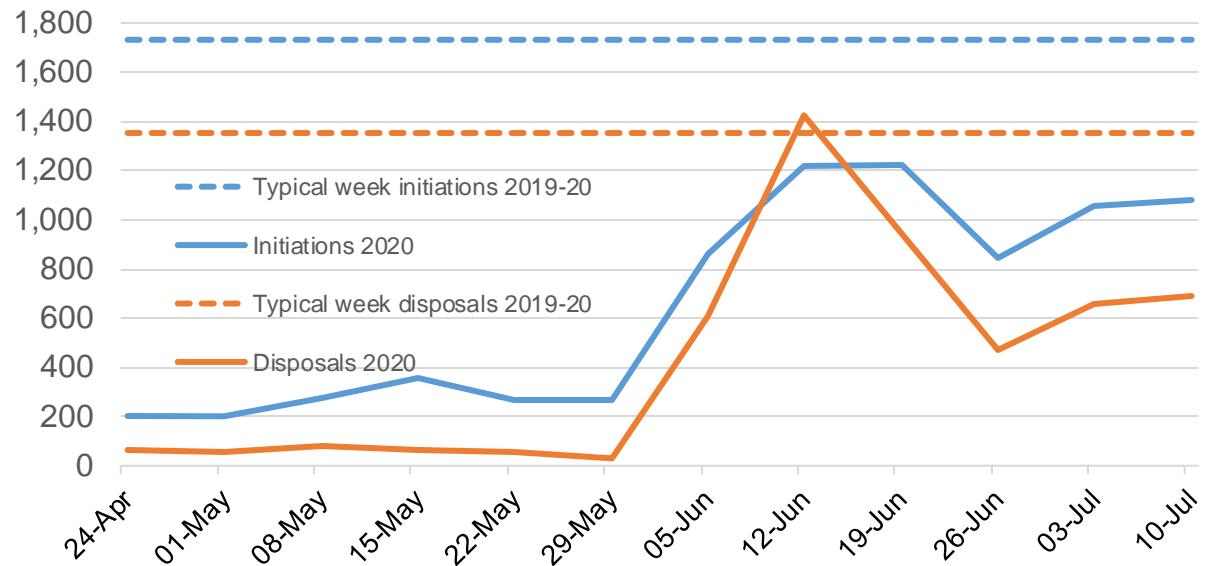
	19-20 weekly average	Weekly average since lockdown	Percentage of 19-20 average
Imprisonment	233	24	10%
Community Disposal (CPO & DTTO)	319	5	2%
Restriction of Liberty Order	68	2	2%
Fine etc.	717	34	5%
Other disposal	50	26	52%
Admonished/ Discharged	342	14	4%
DVLA (JP court only)	338	16	5%

Latest SCTS published official statistics can be found here:
<https://scotcourts.gov.uk/official-statistics>

Sheriff Court Civil Case Volumes

Case initiations and disposals

Initiations and Disposals **(of all types)** in the Sheriff Civil Courts remain low, but are recovering to 19-20 typical levels (dotted lines) as the courts begin to emerge from lockdown.







Sheriff Court Civil Case Volumes

Focus on case types

Family, Children’s Referral & Debt **initiations** are returning to 19-20 typical levels. Personal injury initiations are lower.

Debt **disposals** are higher than 19-20 levels. Family & Personal Injury disposals are lower than typical 19-20 levels.

Initiated Cases			Disposed Cases	
Weekly average (June 20)	Change from 19-20	Case Type	Weekly average (June 20)	Change from 19-20
216	80% of 19-20 typical week (271 cases)	 Family	111	49% of 19-20 typical week (226 cases)
104	78% of 19-20 typical week (134 cases)	 Children's Referrals	23	71% of 19-20 typical week (32 cases)
372	86% of 19-20 typical week (430 cases)	 Debt	510	109% of 19-20 typical week (469 cases)
71	59% of 19-20 typical week (120 cases)	 Personal Injury	58	64% of 19-20 typical week (91 cases)

Latest published Civil Justice Statistics can be found here:

<https://www.gov.scot/publications/civil-justice-statistics-scotland-2018-19/>

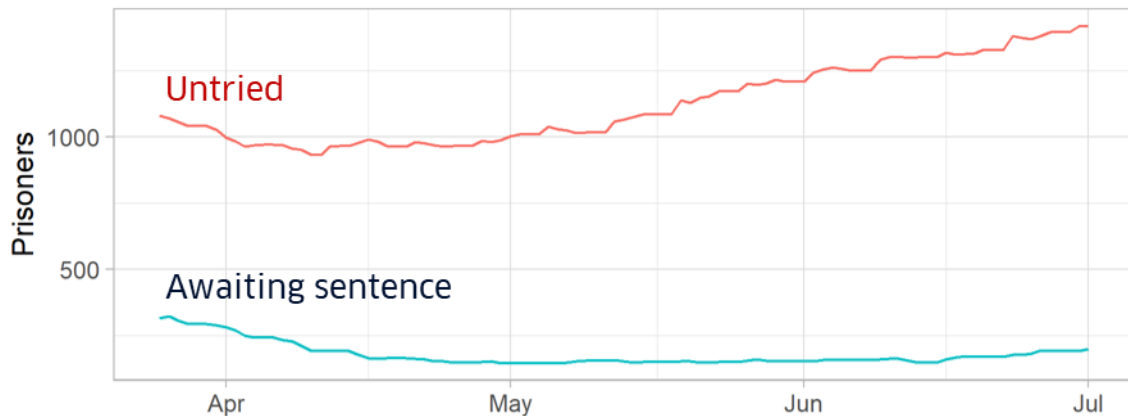
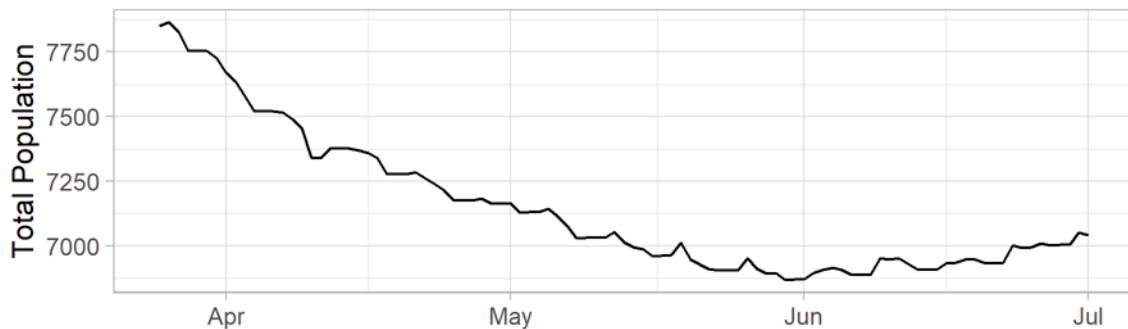
Prisons

Prison population

While the total prison population has fallen with reduced court business, the number of people held on remand is growing

In the month to the morning of 1st July:

- The population increased by 172 to 7,043
- 1,618 were on remand: 1,420 (20%) untried & 198 (3%) awaiting sentence
- 69% of arrivals in June were untried (566 of 825)
- The Scottish Prison Population Statistics 2019-20 were released on 14th July



Prisons

Early release of prisoners

Between the 5th May and 1st June, a total of 348 prisoners were released early under the Coronavirus (Scotland) Act 2020 Regulations.

Establishment	Released Early	Total Eligible	Population
Addiewell	23	37	716
Barlinnie	77	97	1,091
Cornton Vale	9	11	56
Dumfries	3	5	177
Edinburgh	35	37	844
Glenochil	20	26	586
Grampian	27	32	401
Greenock	8	16	185
Inverness	8	8	88
Kilmarnock	26	41	520
Low Moss	50	60	765
Open Estate			121
Perth	31	38	592
Polmont	31	39	356
Shotts			545
Total	348	447	7,043

Updated: 1 July 2020

Latest published annual prison population statistics can be found here:
<https://www.gov.scot/publications/scottish-prison-population-statistics-2019-20/>

Sources and further information

The information presented in this pack are compiled from a range of sources – including Official Statistics, management information published by partner bodies, and more recent analysis of administrative data. These are combined to provide users with a summary of the latest impacts of the COVID-19 pandemic on Scotland.

It should be noted that where information has come from non-Official Statistics sources, it will be provisional in nature and may be subject to future revision. It's inclusion at this stage is to provide users with more timely and detailed information on how the pandemic has affected different parts of Scotland's Justice system. As such this should be seen as providing a broadly indicative summary – rather than a precise measure of activity.

In due course and as standard practice, many of these measures will be reflected in the associated annual Official Statistics. Links to these related products are provided below, along with management information published by partner organisations.

Police activity:

- Monthly [Recorded Crime in Scotland](#) Bulletin. This contains Official Statistics on crimes and offences recorded by the police in Scotland.
- [Domestic Abuse Statistics: 2018-19](#). Official statistics on domestic abuse in Scotland.
- Quarterly [Police Scotland Management Information](#) reports. These contain the number of domestic abuse incidents recorded by the police in Scotland and the proportion of these incidents that resulted in the recording of a crime or offence.
- Police Scotland [Enforcement and Response Data](#). Includes data on enforcement activity and demands on policing. As this is drawn from management information it is subject to change.

Courts and prisons data:

- Annual [Civil Justice Statistics Bulletin](#). This contains Official Statistics on civil justice and court reform as recorded by the Scottish Courts and Tribunals Service (SCTS).
- [Scottish Prison Population Statistics, 2019-20](#). Experimental statistics on Scottish prison populations, exploring population levels and composition and change over time.
- [SCTS Official Statistics](#). Includes quarterly data on fines, financial penalty collection rates, and criminal court activity in Scotland.

Correspondence and enquiries

For enquiries about this publication please contact:

Mark Bell

Justice Analytical Services,

Telephone: 0131 244 5459,

e-mail: Justice_Analysts@gov.scot

If you would like to be consulted about statistical collections or receive notification of publications, please register your interest at

<https://www2.gov.scot/Topics/Statistics/scotstat/>

Details of forthcoming publications can be found at www.gov.scot/statistics

ISBN 978-1-83960-925-1

Crown Copyright

You may use or re-use this information (not including logos) free of charge in any format or medium, under the terms of the Open Government Licence. See:

www.nationalarchives.gov.uk/doc/open-government-licence/



Scottish Government
Riaghaltas na h-Alba
gov.scot

© Crown copyright 2020

OGL

This publication is licensed under the terms of the Open Government Licence v3.0 except where otherwise stated. To view this licence, visit nationalarchives.gov.uk/doc/open-government-licence/version/3 or write to the Information Policy Team, The National Archives, Kew, London TW9 4DU, or email: psi@nationalarchives.gsi.gov.uk.

Where we have identified any third party copyright information you will need to obtain permission from the copyright holders concerned.

This publication is available at www.gov.scot

Any enquiries regarding this publication should be sent to us at
The Scottish Government
St Andrew's House
Edinburgh
EH1 3DG

ISBN: 978-1-83960-925-1 (web only)

Published by The Scottish Government, July 2020

Produced for The Scottish Government by APS Group Scotland, 21 Tennant Street, Edinburgh EH6 5NA
PPDAS750306 (07/20)

w w w . g o v . s c o t